



US00D975701S

(12) **United States Design Patent**
Lim

(10) **Patent No.:** **US D975,701 S**

(45) **Date of Patent:** **** Jan. 17, 2023**

- (54) **CASE FOR MOBILE PHONE**
- (71) Applicant: **buyinternational Co., Ltd.**, Bucheon-si (KR)
- (72) Inventor: **Seong Do Lim**, Siheung-si (KR)
- (73) Assignee: **buyinternational Co., Ltd.**, Bucheon-si (KR)

D712,893	S	*	9/2014	Lee	D14/250
D715,788	S	*	10/2014	Lee	D14/250
D717,782	S	*	11/2014	Lee	D14/250
D719,946	S	*	12/2014	Chiang	D14/250
D727,303	S	*	4/2015	Sin	D14/248
D729,786	S	*	5/2015	Lee	D14/250
D737,260	S	*	8/2015	Lee	D14/248
D771,610	S	*	11/2016	Stewart	D14/250
D853,375	S	*	7/2019	Jeong	D14/250
D853,376	S	*	7/2019	Jeong	D14/250

(**) Term: **15 Years**

(21) Appl. No.: **29/803,475**

(22) Filed: **Aug. 12, 2021**

(51) **LOC (14) Cl.** **14-03**
(52) **U.S. Cl.**

USPC **D14/250**

(58) **Field of Classification Search**
USPC D3/201, 218, 247, 249, 269; D13/107, D13/108, 118, 119; D14/217, 248, D14/250–253, 432, 440
CPC H04B 1/3888; H04M 1/0283; H04M 1/0202; A45F 2005/028; A45F 2200/0525
See application file for complete search history.

(56) **References Cited**

U.S. PATENT DOCUMENTS

D593,528	S	*	6/2009	Shi	D14/138 AB
D615,952	S	*	5/2010	Kim	D14/138 AD
D624,065	S	*	9/2010	Bosch	D14/250
D641,346	S	*	7/2011	Fathollahi	D14/250
D641,756	S	*	7/2011	Hsieh	D14/440
D647,517	S	*	10/2011	Fathollahi	D14/250
D671,931	S	*	12/2012	Fathollahi	D14/250
D672,739	S	*	12/2012	Sin	D14/138 G
D685,740	S	*	7/2013	Moore	D13/119
D692,418	S	*	10/2013	Fahrendorff	D14/250
D707,215	S	*	6/2014	Weller	D14/250
D709,484	S	*	7/2014	Yoo	D14/250

OTHER PUBLICATIONS

SGVAHY 3D Cartoon Carrot Shape Case, publication date Apr. 17, 2021, [online] URL: https://www.pricepulse.app/sgvahy-creative-case-compatible-with-iphone-12-pro_us_15833772 (Year: 2021).*

* cited by examiner

Primary Examiner — L. A. Grabenstetter
(74) *Attorney, Agent, or Firm* — Broadview IP Law, PC

(57) **CLAIM**

The ornamental design for a case for mobile phone, as shown and described.

DESCRIPTION

FIG. 1 is a front perspective view of a case for mobile phone showing our new design;
FIG. 2 is a front view thereof;
FIG. 3 is a rear view thereof;
FIG. 4 is a left side view thereof;
FIG. 5 is a right side view thereof;
FIG. 6 is a top view thereof; and,
FIG. 7 is a bottom view thereof.
The features shown in broken lines represent portions of the case for mobile phone that form no part of the claimed design.

1 Claim, 7 Drawing Sheets

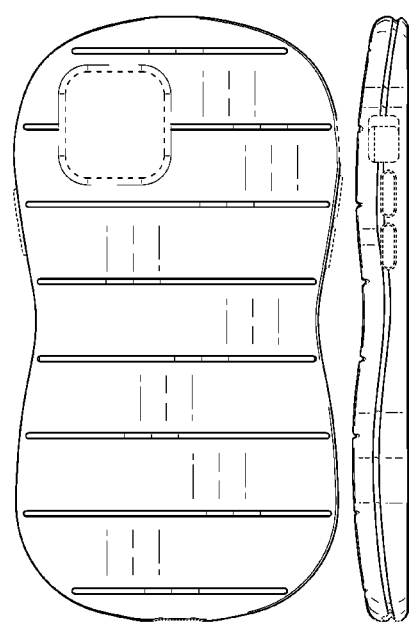


FIG. 1

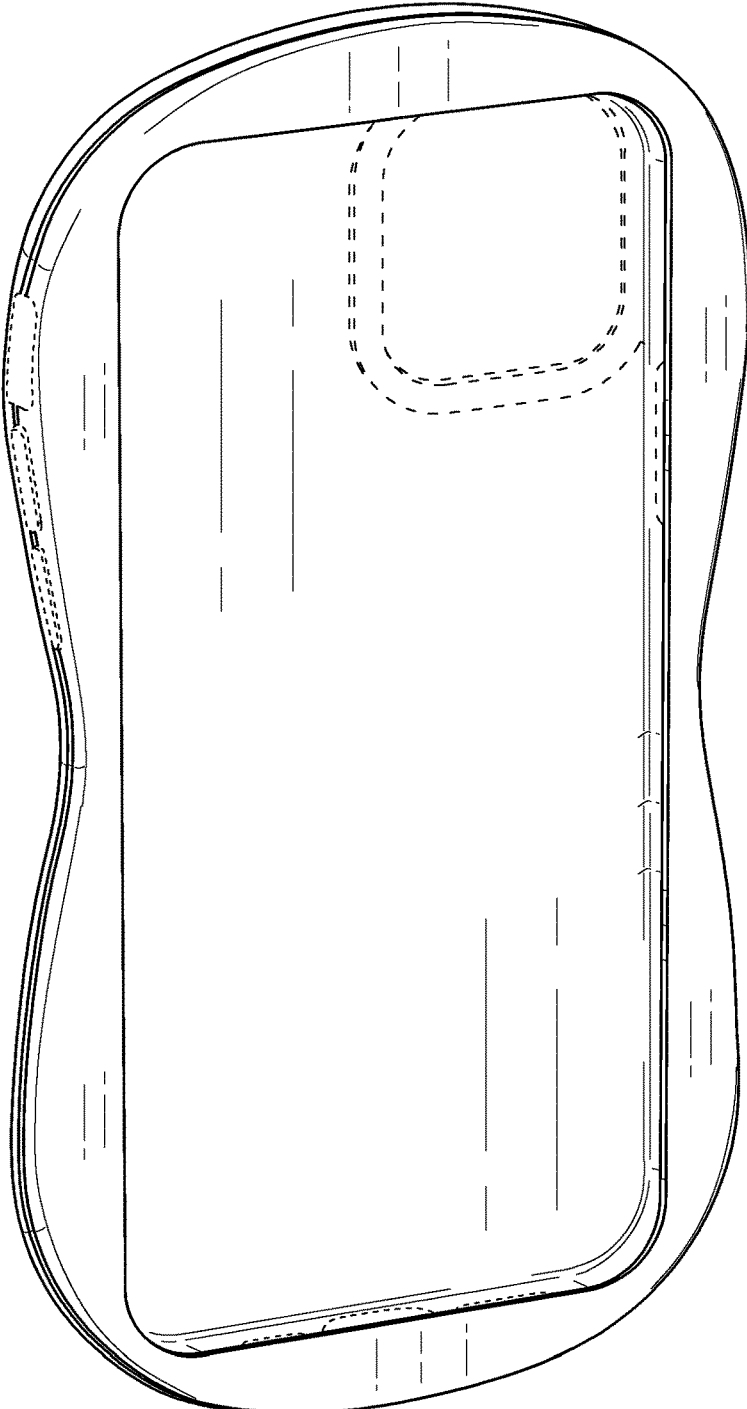


FIG. 2

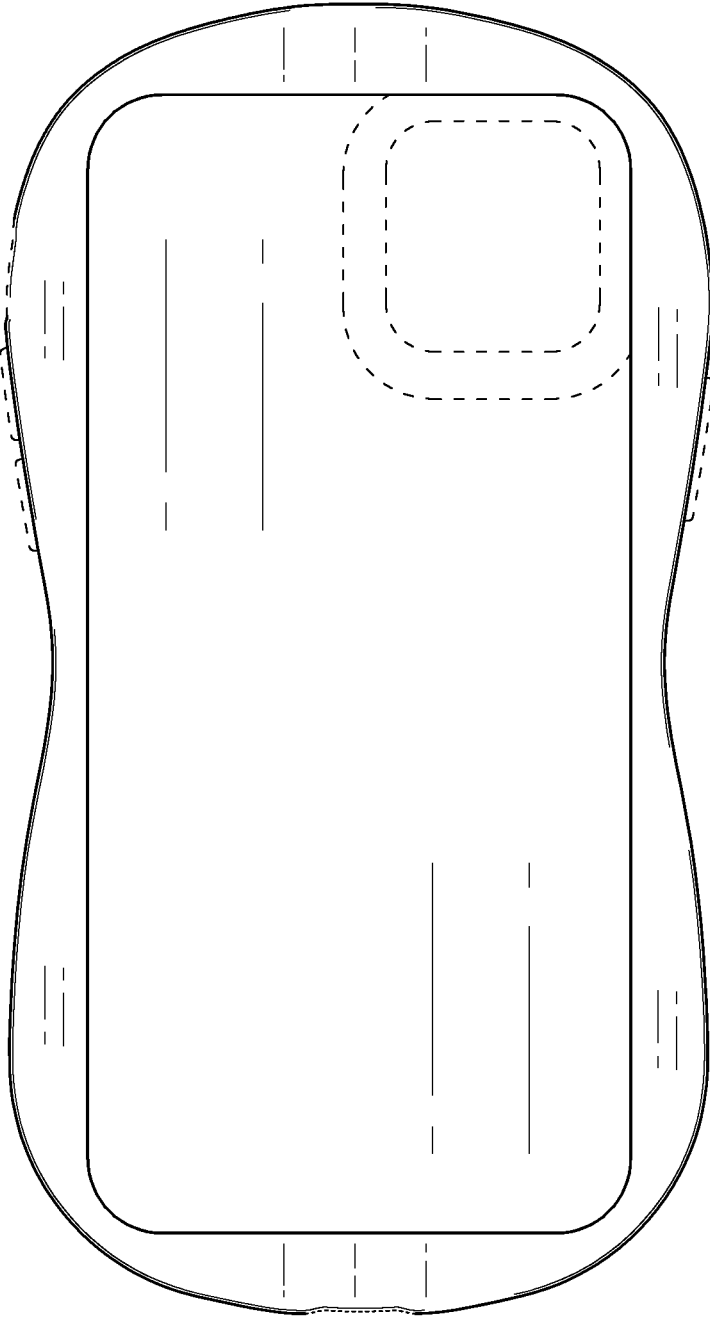


FIG. 3

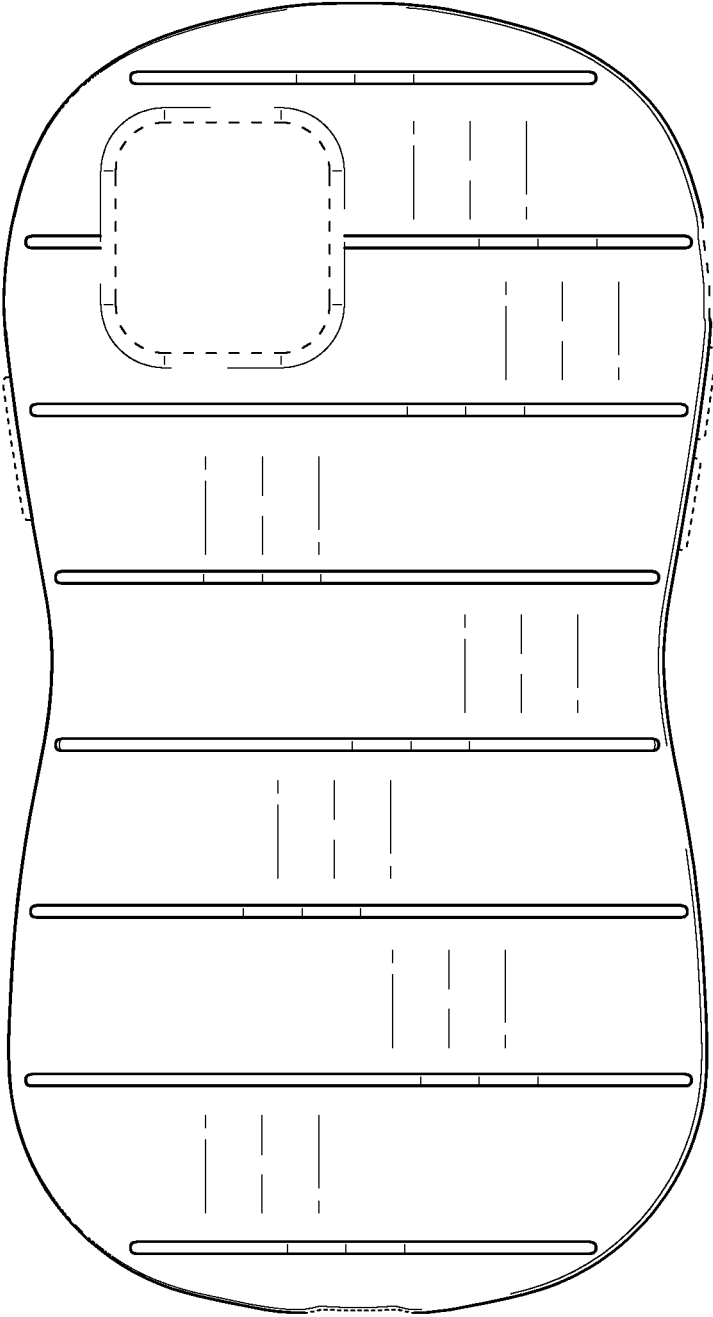


FIG. 4



FIG. 5



FIG. 6



FIG. 7

