



US00D407478S

United States Patent [19]

Wilson, Jr.

[11] Patent Number: **Des. 407,478**

[45] Date of Patent: ****Mar. 30, 1999**

[54] **BOX FAN**

4,724,747 2/1988 Sturm et al. 416/247 R

[75] Inventor: **Rodney Wilson, Jr.**, West Chester, Pa.

FOREIGN PATENT DOCUMENTS

[73] Assignee: **Lasko Holdings, Inc.**, West Chester, Pa.

556346 4/1958 Canada 416/247 R

[**] Term: **14 Years**

Primary Examiner—Lisa Lichtenstein
Attorney, Agent, or Firm—Zachary T. Wobensmith, III

[21] Appl. No.: **67,726**

[57] CLAIM

[22] Filed: **Feb. 13, 1997**

The ornamental design for a box fan, as shown.

[51] **LOC (6) Cl.** **23-04**

DESCRIPTION

[52] **U.S. Cl.** **D23/370; D23/381**

FIG. 1 is a front elevational view of a box fan showing my new design;

[58] **Field of Search** D23/370, 381,

FIG. 2 is a rear elevational view thereof;

D23/382, 328, 332, 335; 416/247, 246

FIG. 3 is a right side elevational view thereof;

[56] References Cited

U.S. PATENT DOCUMENTS

D. 182,029 2/1958 Kirk D23/382

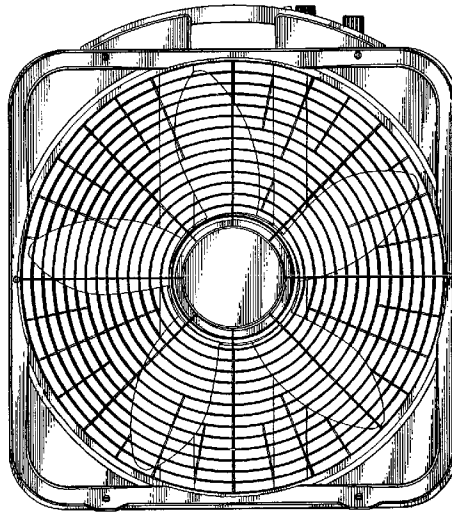
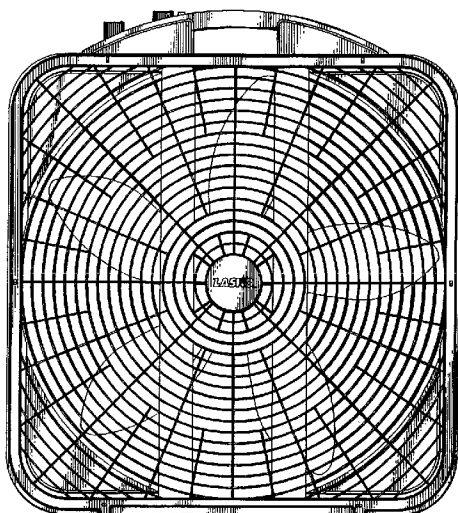
D. 369,403 4/1996 Reveal et al. D23/381

FIG. 4 is a left side elevational view thereof;

FIG. 5 is a top plan view thereof; and,

FIG. 6 is a bottom plan view thereof.

1 Claim, 6 Drawing Sheets



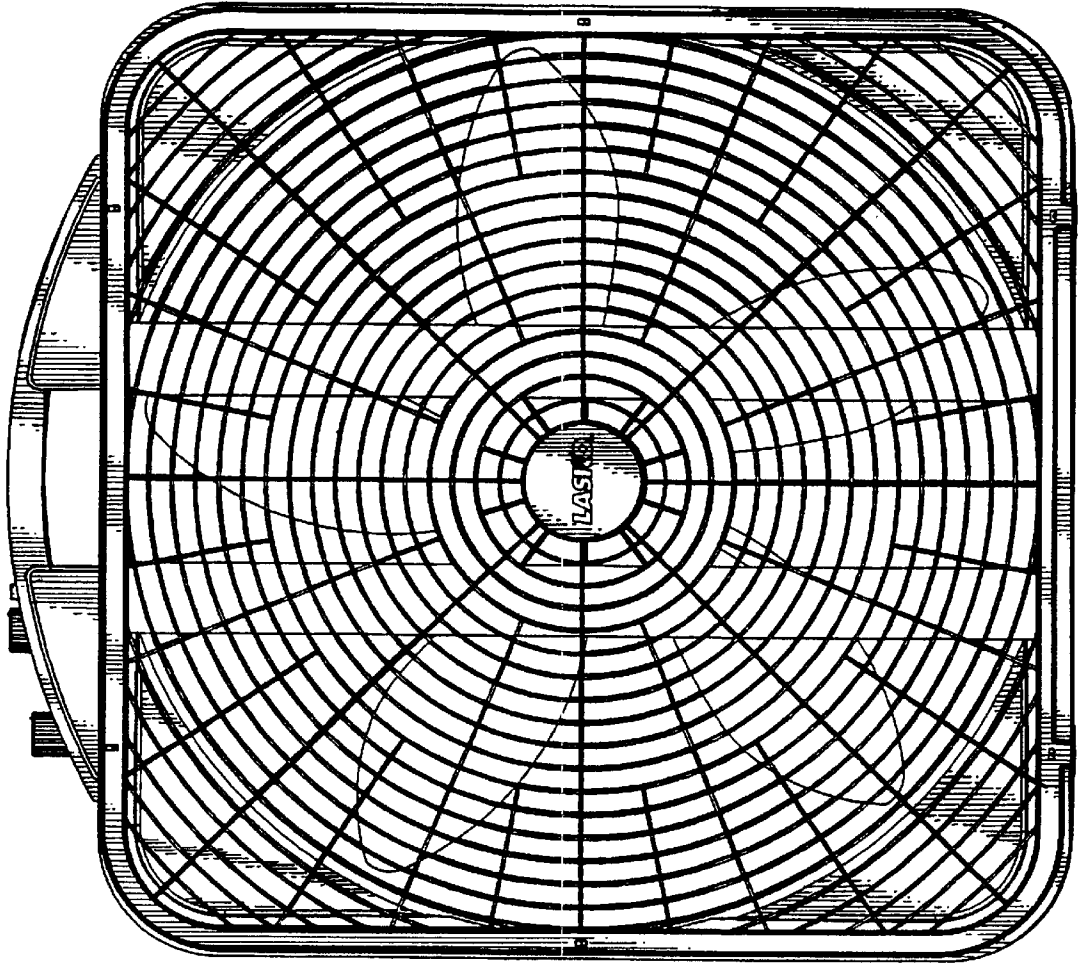


FIG. 1

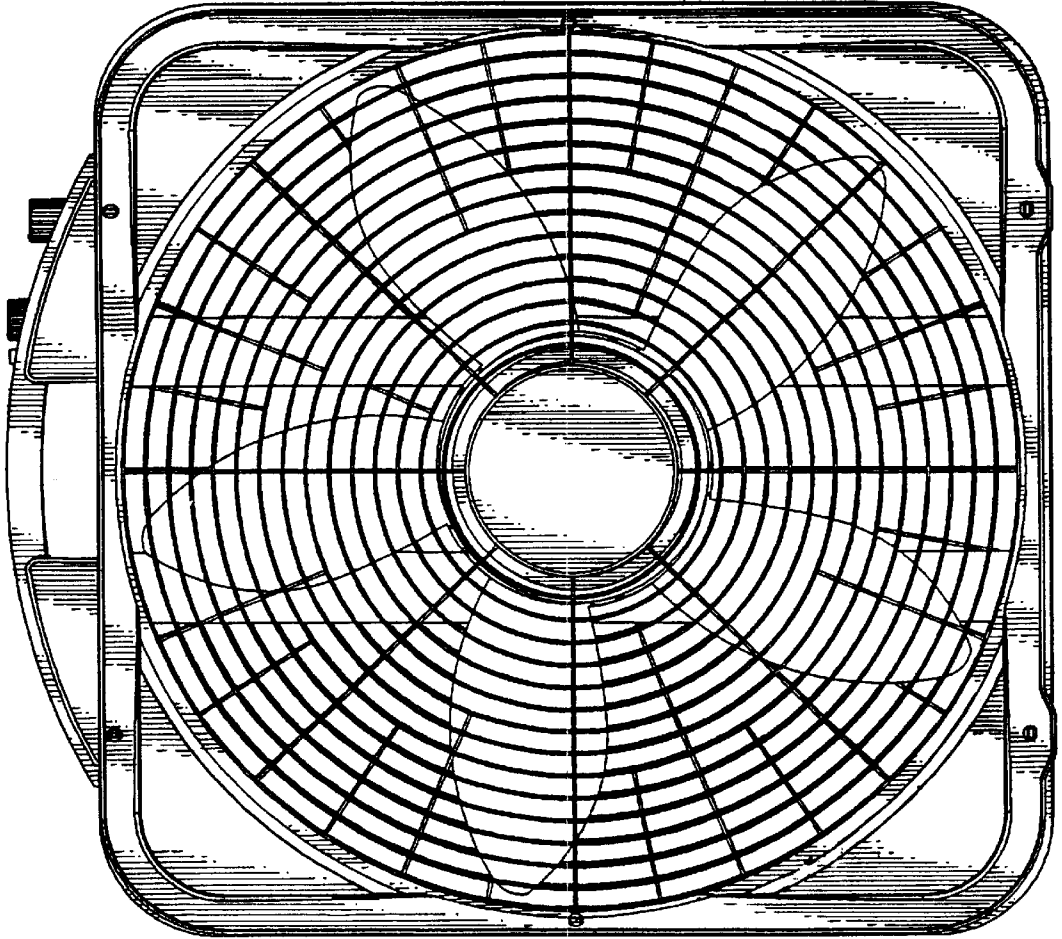


FIG. 2




FIG. 3




FIG. 4

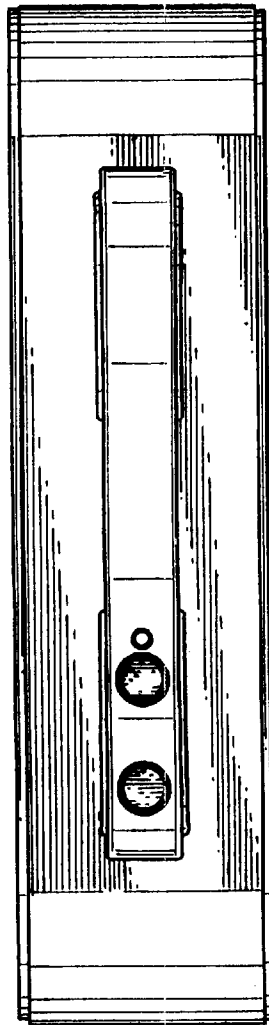


FIG. 5



FIG. 6