

(12) **United States Design Patent** (10) **Patent No.:** **US D945,708 S**
Griffin (45) **Date of Patent:** **** Mar. 8, 2022**

(54) **FACE SHIELD**

FOREIGN PATENT DOCUMENTS

(71) Applicant: **Practicon, Inc.**, Greenville, NC (US)
 (72) Inventor: **Bradley P. Griffin**, Greenville, NC (US)

CN 102895064 A 1/2013
 DE 20-2020-001450 U1 6/2020
 KR 2004-48959 Y1 6/2010
 (Continued)

(73) Assignee: **Practicon, Inc.**, Greenville, NC (US)

OTHER PUBLICATIONS

(**) Term: **15 Years**

Amdrecor, Inc. "Chest Rest System", Available from Internet, <URL:https://amdrecor.com/chestrestsystem/>, 2020.

(21) Appl. No.: **29/741,200**

(Continued)

(22) Filed: **Jul. 10, 2020**

Primary Examiner — Robert A Delehanty

(51) **LOC (13) Cl.** **29-02**

(74) *Attorney, Agent, or Firm* — Ward and Smith, P.A.;
 Ryan K. Simmons

(52) **U.S. Cl.**
 USPC **D29/110**

(58) **Field of Classification Search**
 USPC D29/105–107, 110, 122; D24/101.1,
 D24/101.2; D16/333, 309–311, 340;
 D2/866

(57) **CLAIM**

The ornamental design for a face shield, as shown and described.

See application file for complete search history.

DESCRIPTION

(56) **References Cited**

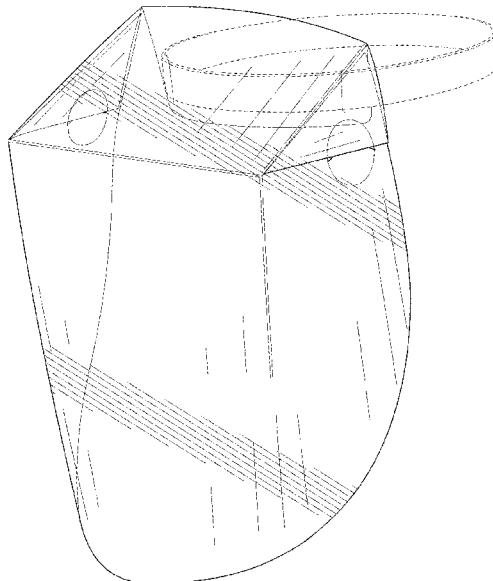
U.S. PATENT DOCUMENTS

2,564,952 A	8/1951	Blasius	
4,286,170 A	8/1981	Moti	
4,386,277 A	5/1983	Forshee	
4,859,184 A	8/1989	Hazard	
D335,723 S *	5/1993	Pawliszyn A41D 13/1161 D29/110
D349,177 S *	7/1994	Russell A41D 13/1184 D29/110
5,500,954 A	3/1996	Smith et al.	
D374,951 S *	10/1996	Machson A41D 13/1184 D29/110
7,798,878 B1	9/2010	Lee	
7,973,299 B2	7/2011	Rees	
8,544,112 B2	10/2013	Gosine	
8,950,017 B2	2/2015	Czajka et al.	
2021/0307426 A1 *	10/2021	Block A41D 13/1161

(Continued)

FIG. 1 is a perspective view of a face shield showing my new design;
 FIG. 2 is a top plane view thereof;
 FIG. 3 is bottom plane view thereof;
 FIG. 4 is a left side elevation view thereof;
 FIG. 5 is a right side elevation view thereof;
 FIG. 6 is a front elevation view thereof;
 FIG. 7 is a rear elevation view thereof;
 FIG. 8 is another perspective view of the face shield of FIG. 1 shown as being worn by a user; and,
 FIG. 9 is another perspective view of the face shield of FIG. 1 shown in a flat unfolded configuration.
 In the Figures, the broken lines are for the purpose of illustrating environment and form no part of the claimed design.

1 Claim, 9 Drawing Sheets



(56)

References Cited

U.S. PATENT DOCUMENTS

2021/0368883 A1* 12/2021 Stephens B32B 7/08

FOREIGN PATENT DOCUMENTS

RU 2290851 C1 1/2007
WO 2008/114934 A1 9/2008

OTHER PUBLICATIONS

Amdrecor, "CK-2 Chest Rest System—Complete Extended Shield Kit", CK-2 Chest Rest System, Available from Internet <URL:<https://www.covidfaceprotection.com/product/ck-2-chest-rest-system-complete-extended-shield-kit/>>, 2020, 4 pages.

Moran, "ZShield Flex", Available from internet <URL:<https://www.globenewswire.com/news-release/2020/05/12/2032198/0/en/ZVerse-Unveils-Innovative-Face-Shield-for-Service-Industry-Workers.html>>, May 12, 2020, 5 pages.

* cited by examiner

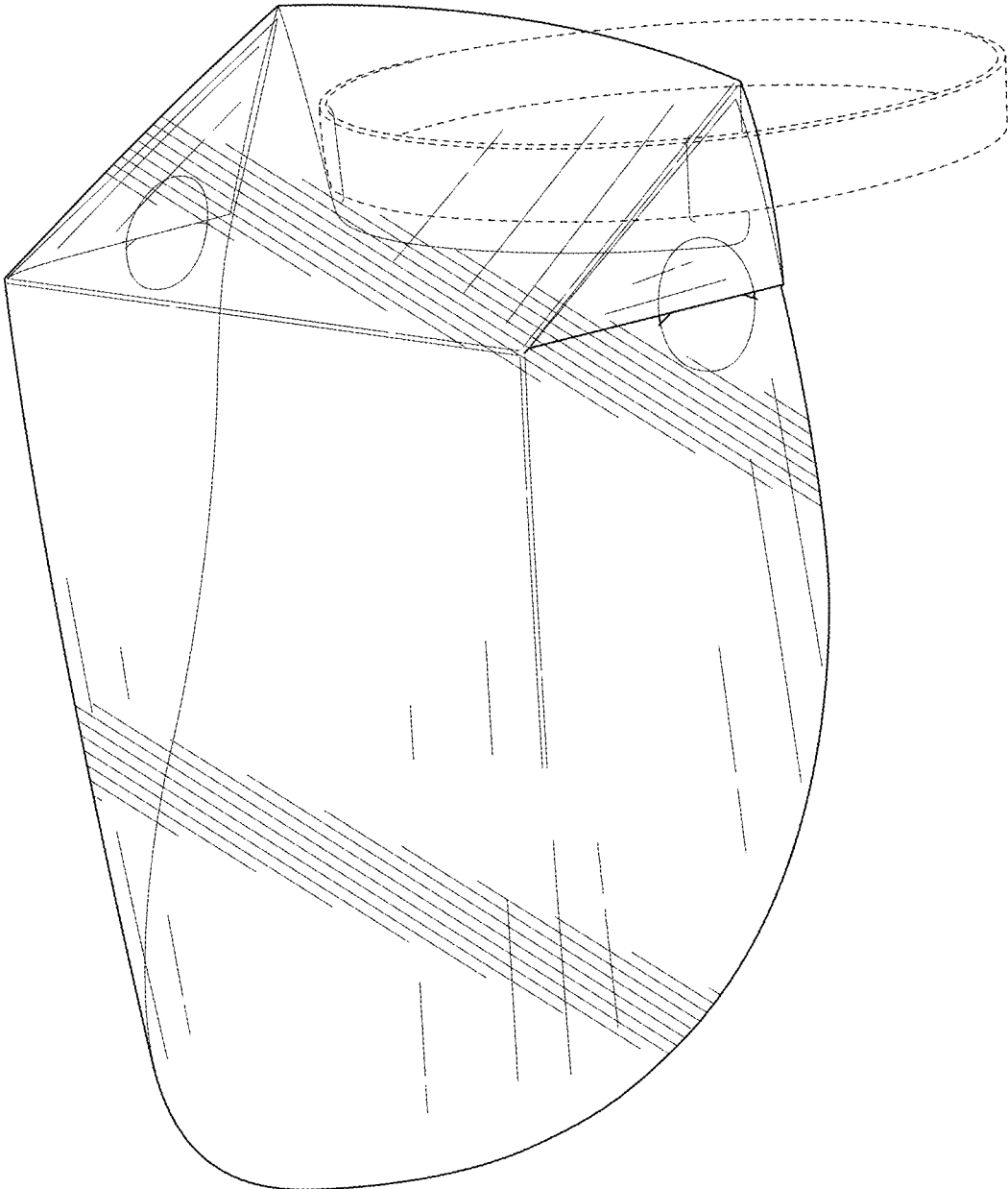


FIG. 1




FIG. 2

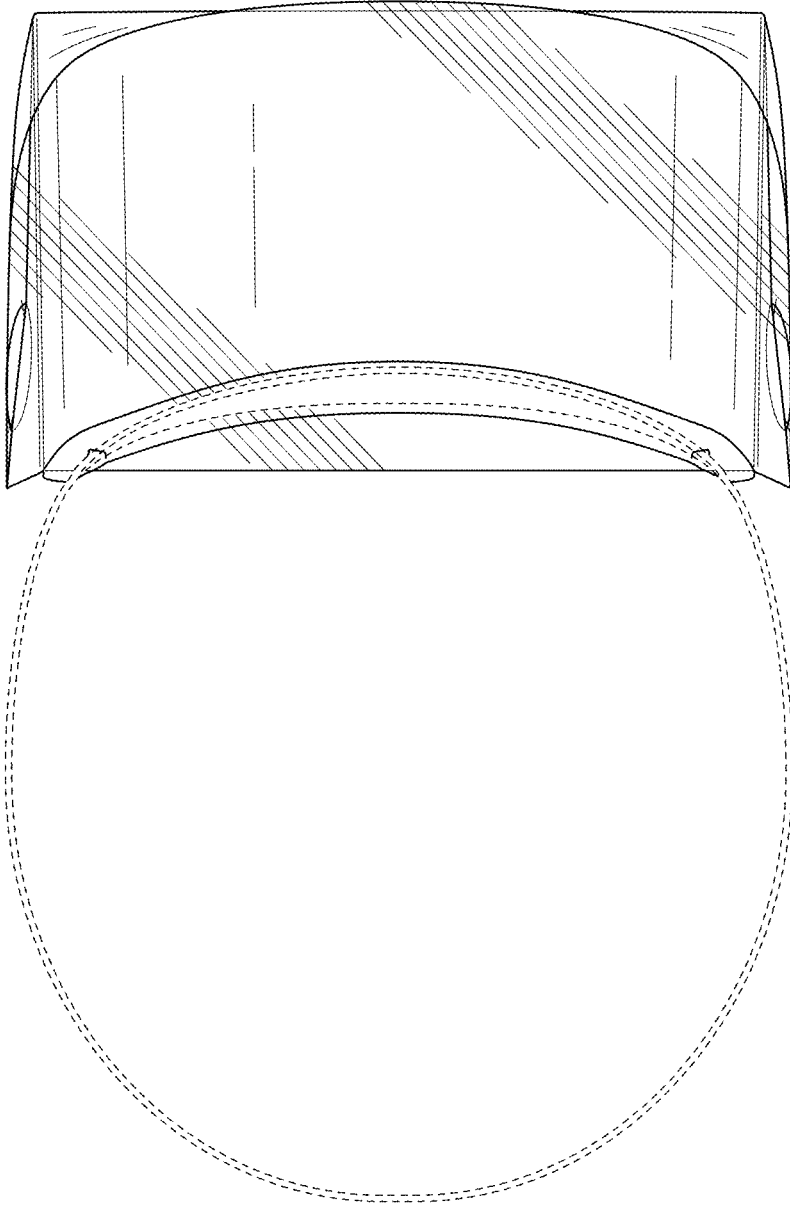


FIG. 3

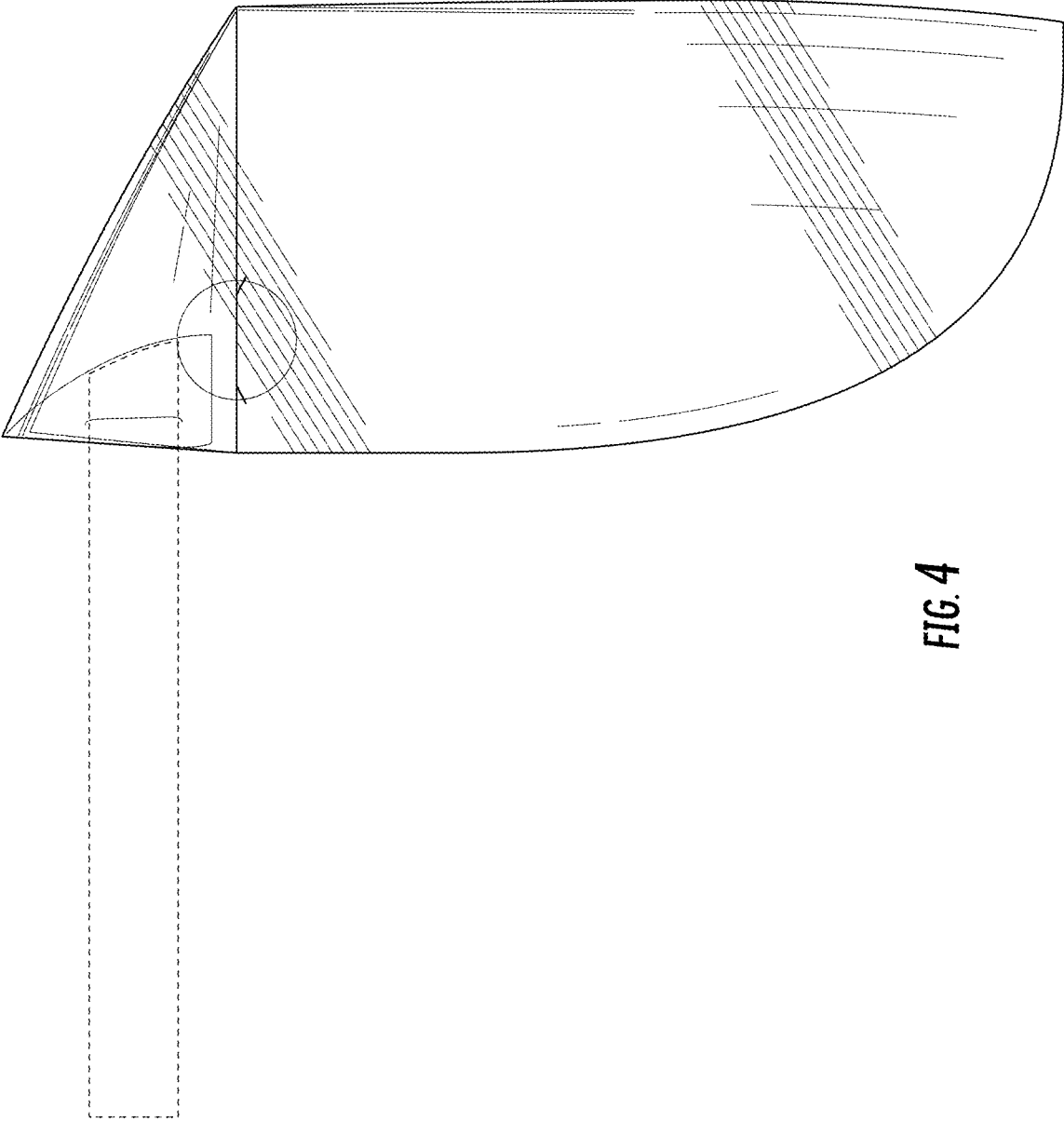


FIG. 4

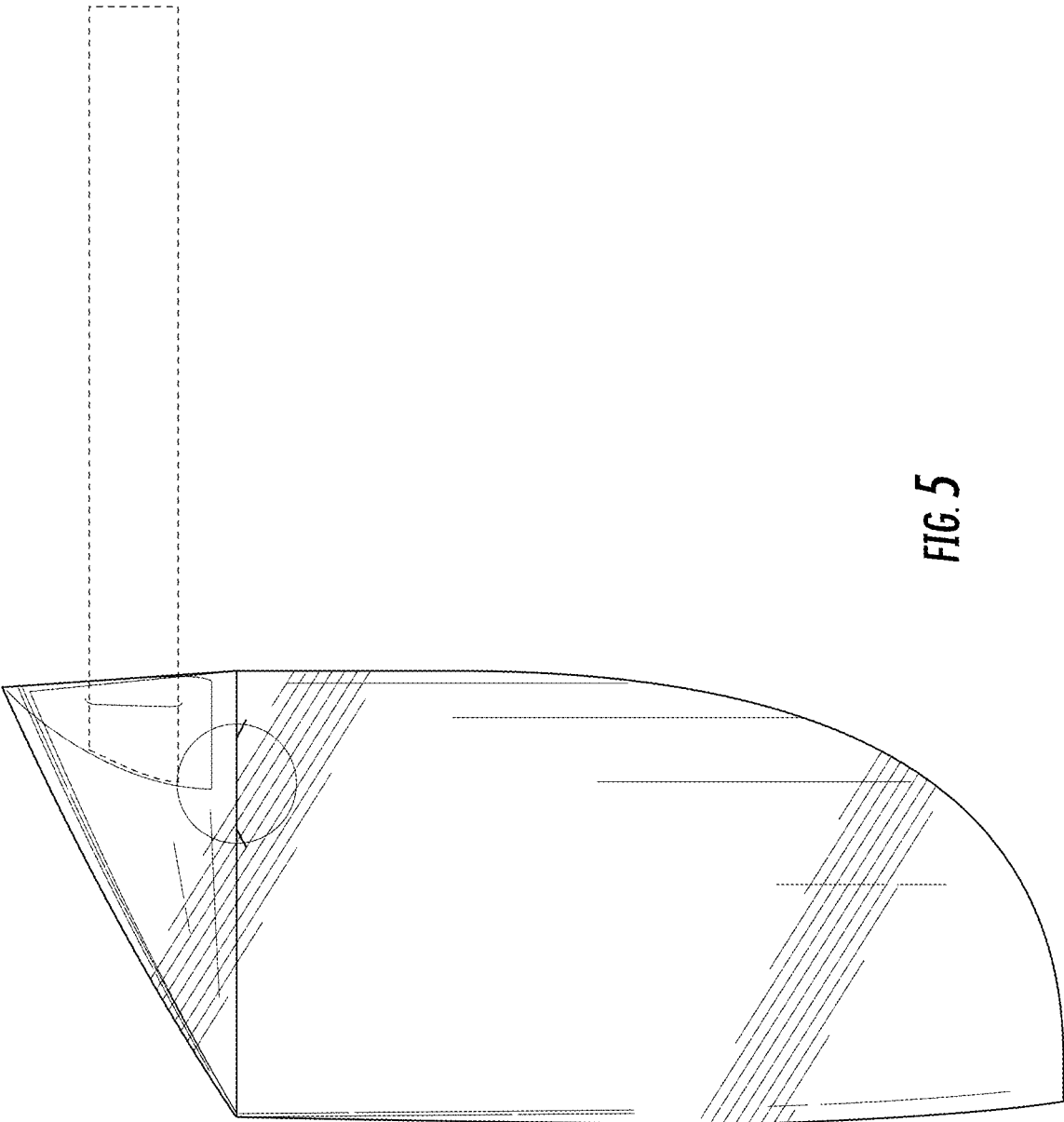


FIG. 5

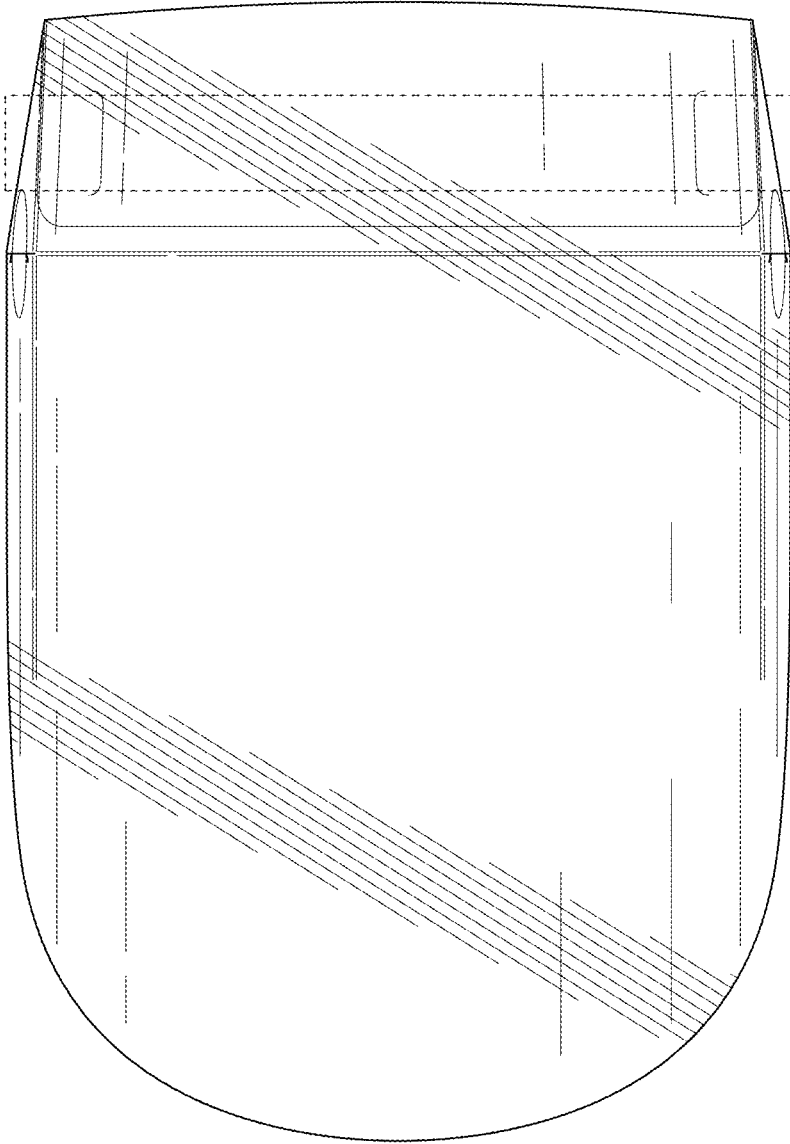


FIG. 6

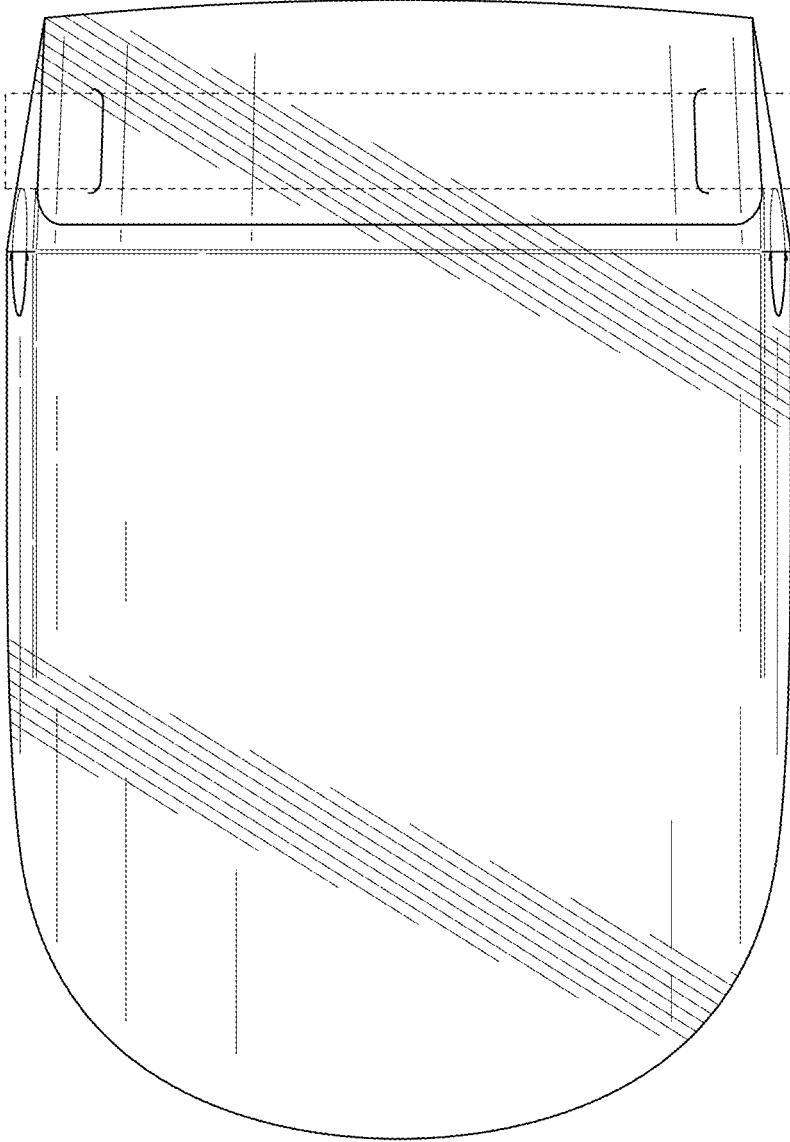


FIG. 7

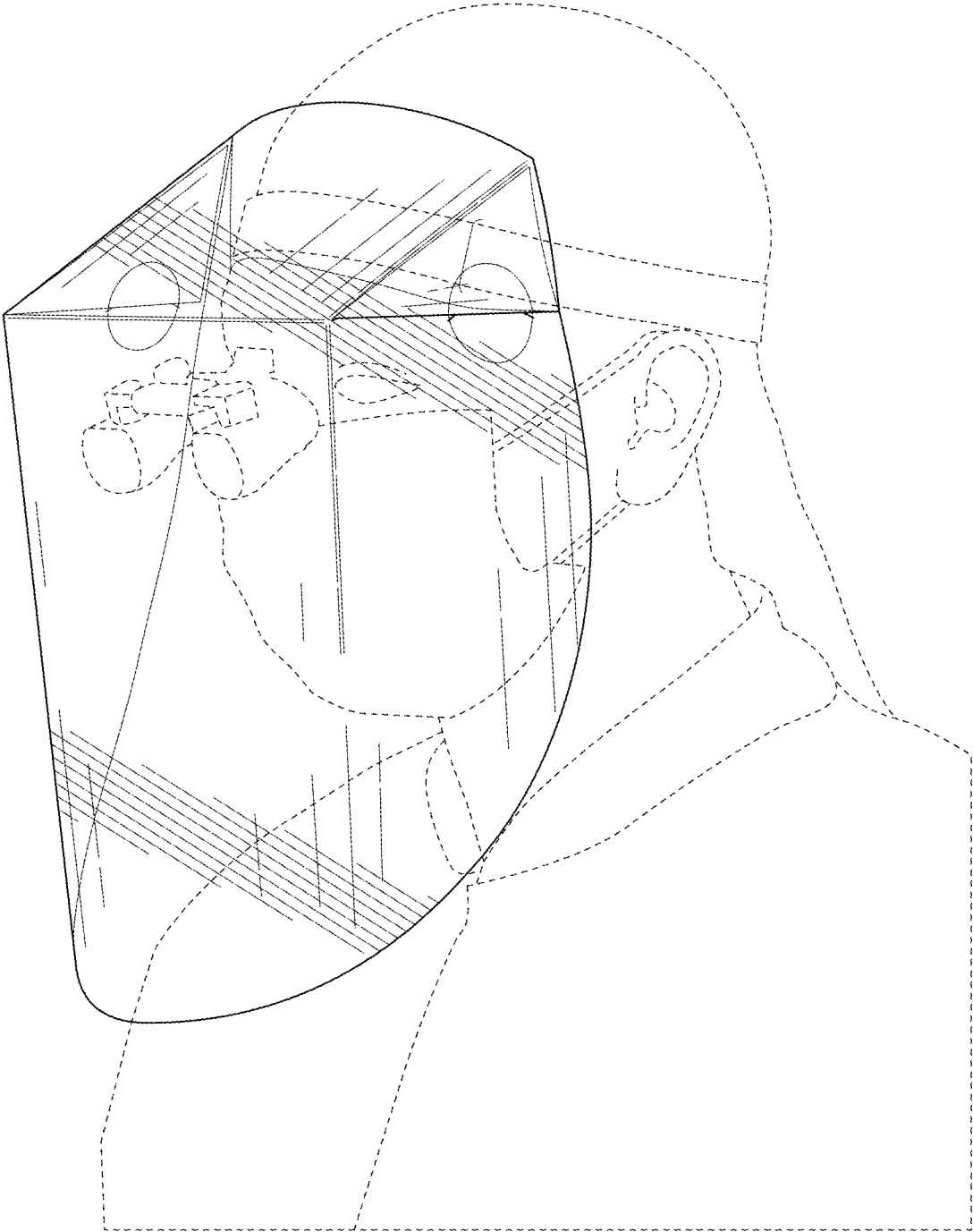


FIG. 8

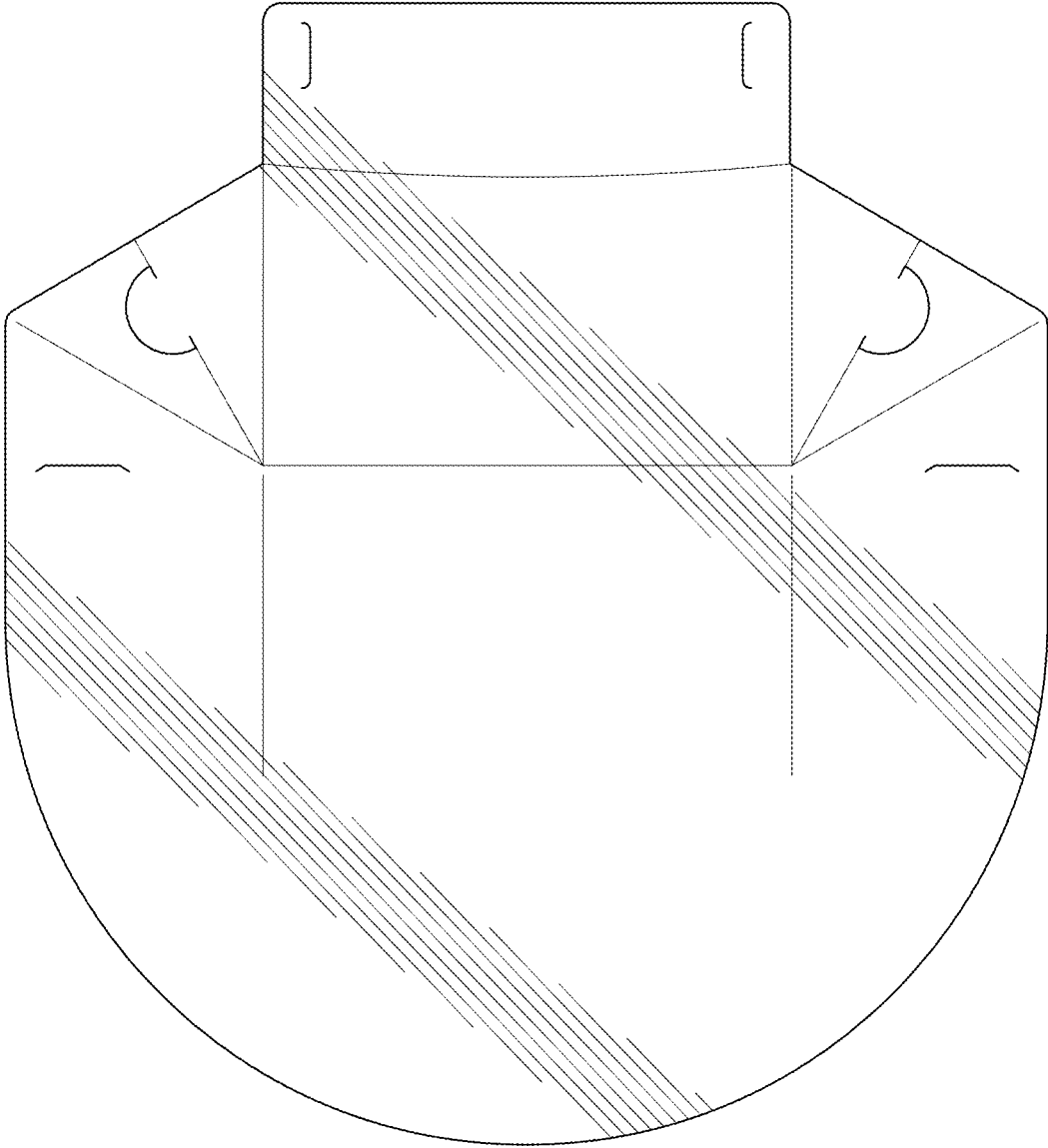


FIG. 9