



US00D420506S

United States Patent [19]
Merritt

[11] **Patent Number: Des. 420,506**

[45] **Date of Patent: ** Feb. 15, 2000**

[54] **PAGER WRIST POUCH**

5,511,702 4/1996 Yang 224/219

[76] Inventor: **Randel A Merritt**, 504 Witter,
Pasadena, Tex. 77506

Primary Examiner—Louis S. Zarfes
Assistant Examiner—Catherine R. Oliver

[**] Term: **14 Years**

[57] **CLAIM**

The ornamental design for a pager wrist pouch, as shown.

[21] Appl. No.: **29/084,586**

DESCRIPTION

[22] Filed: **Mar. 5, 1998**

[51] **LOC (7) Cl.** **03-01**

[52] **U.S. Cl.** **D3/218**

[58] **Field of Search** D3/218, 215, 226,
D3/230; D10/32, 33; 224/219, 222, 267,
245, 165, 236

FIG. 1 is a front elevational view of the pager wrist pouch of the present invention;

FIG. 2 is a rear elevational view of the pager wrist pouch of FIG. 1;

FIG. 3 is a left side elevational view of the pager wrist pouch of FIG. 1;

FIG. 4 is a right side elevational view of the pager wrist pouch of FIG. 1;

FIG. 5 is a top plan view of the pager wrist pouch of FIG. 1; and,

FIG. 6 is a bottom plan view of the pager wrist pouch of FIG. 1.

[56] **References Cited**

U.S. PATENT DOCUMENTS

D. 302,075	7/1989	Burger	D3/218
D. 391,075	2/1998	Jackson et al.	D3/215
1,445,528	2/1923	Marsh	224/222
4,913,326	4/1990	Echelson	224/222

1 Claim, 3 Drawing Sheets



FIG. 1



FIG. 2



FIG. 3




FIG. 4




FIG. 5

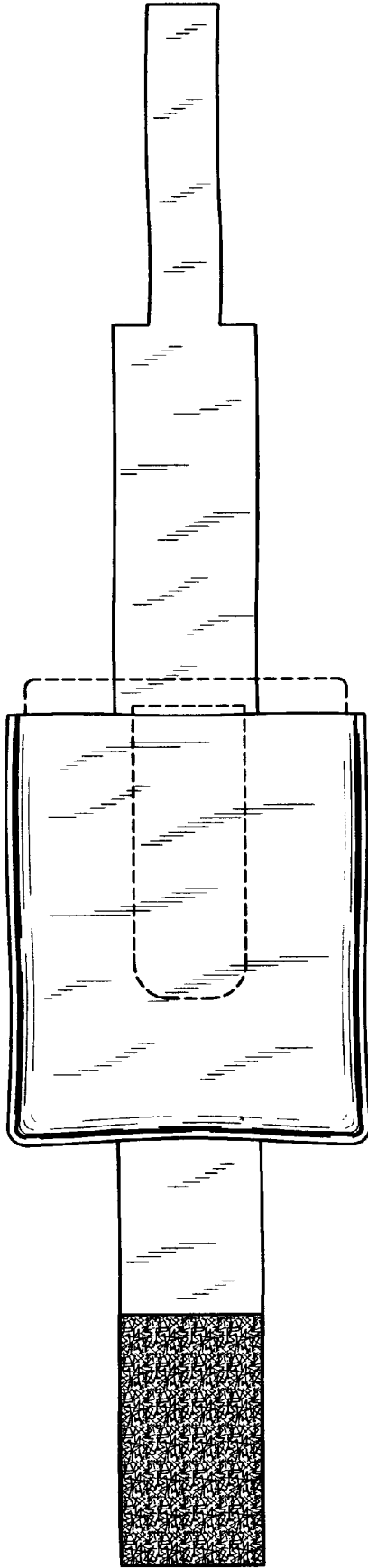


FIG. 6

