



US00D772398S

(12) **United States Design Patent**
Triva

(10) **Patent No.:** **US D772,398 S**

(45) **Date of Patent:** **** Nov. 22, 2016**

(54) **FLOCKED SWAB**

(71) Applicant: **COPAN ITALIA S.P.A.**, Brescia (IT)

(72) Inventor: **Daniele Triva**, Bovezzo (IT)

(73) Assignee: **Copan Italia S.p.A.**, Brescia (IT)

(**) Term: **14 Years**

(21) Appl. No.: **29/494,082**

(22) Filed: **Jun. 17, 2014**

(51) **LOC (10) Cl.** **24-02**

(52) **U.S. Cl.**
USPC **D24/119**

(58) **Field of Classification Search**
USPC D24/119, 223, 224, 228; D8/315, 316;
606/162; 604/1; D23/303, 304, 305;
435/283.1, 287.1, 309.1, 287.6, 287.7,
435/810, 8; 422/52

See application file for complete search history.

(56) **References Cited**

U.S. PATENT DOCUMENTS

6,180,395	B1 *	1/2001	Skiffington	B01L 3/502 435/287.6
D458,456	S *	6/2002	Dragan	D24/119
D461,247	S *	8/2002	Dragan	D24/119
D489,535	S *	5/2004	Dragan	D24/119
D496,999	S *	10/2004	Dragan	D24/119
D500,410	S *	1/2005	Dragan	D24/119
D527,457	S *	8/2006	Dragan	D24/112
D561,333	S *	2/2008	Zwart	D24/119
7,452,714	B2 *	11/2008	Eversdijk	A61B 10/0096 15/184

D639,946	S *	6/2011	Simon	D24/112
2003/0108846	A1 *	6/2003	Hoertsch	A46B 9/005 433/216
2011/0251096	A1 *	10/2011	Southern	G01N 33/528 506/9
2015/0351968	A1 *	12/2015	Shane	A61F 11/006 606/162

* cited by examiner

Primary Examiner — Ian Simmons

Assistant Examiner — Samantha Q Lawrence

(74) *Attorney, Agent, or Firm* — Fish & Richardson P.C.

(57) **CLAIM**

The ornamental design for a flocked swab, as shown and described.

DESCRIPTION

FIG. 1 is a perspective view of a flocked swab in accordance with the present design;

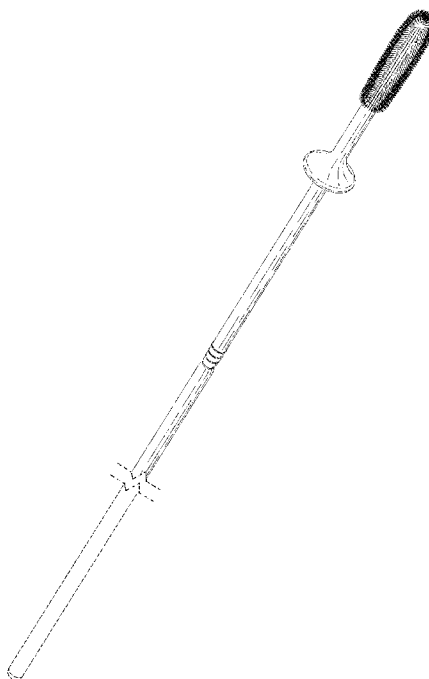
FIG. 2 is a side view thereof, the flocked swab having infinite order rotational symmetry about its center longitudinal axis so that all other side views are the same;

FIG. 3 is a bottom end view thereof; and,

FIG. 4 is a top end view thereof.

The broken lines shown in FIGS. 1 and 2 show portions of the flocked swab that form no part of the claimed design. The flocked swab is shown with a symbolic break in its length, indicated by the dash dot lines shown in FIGS. 1 and 2. The appearance of any portion of the article between the break lines forms no part of the claimed design.

1 Claim, 4 Drawing Sheets



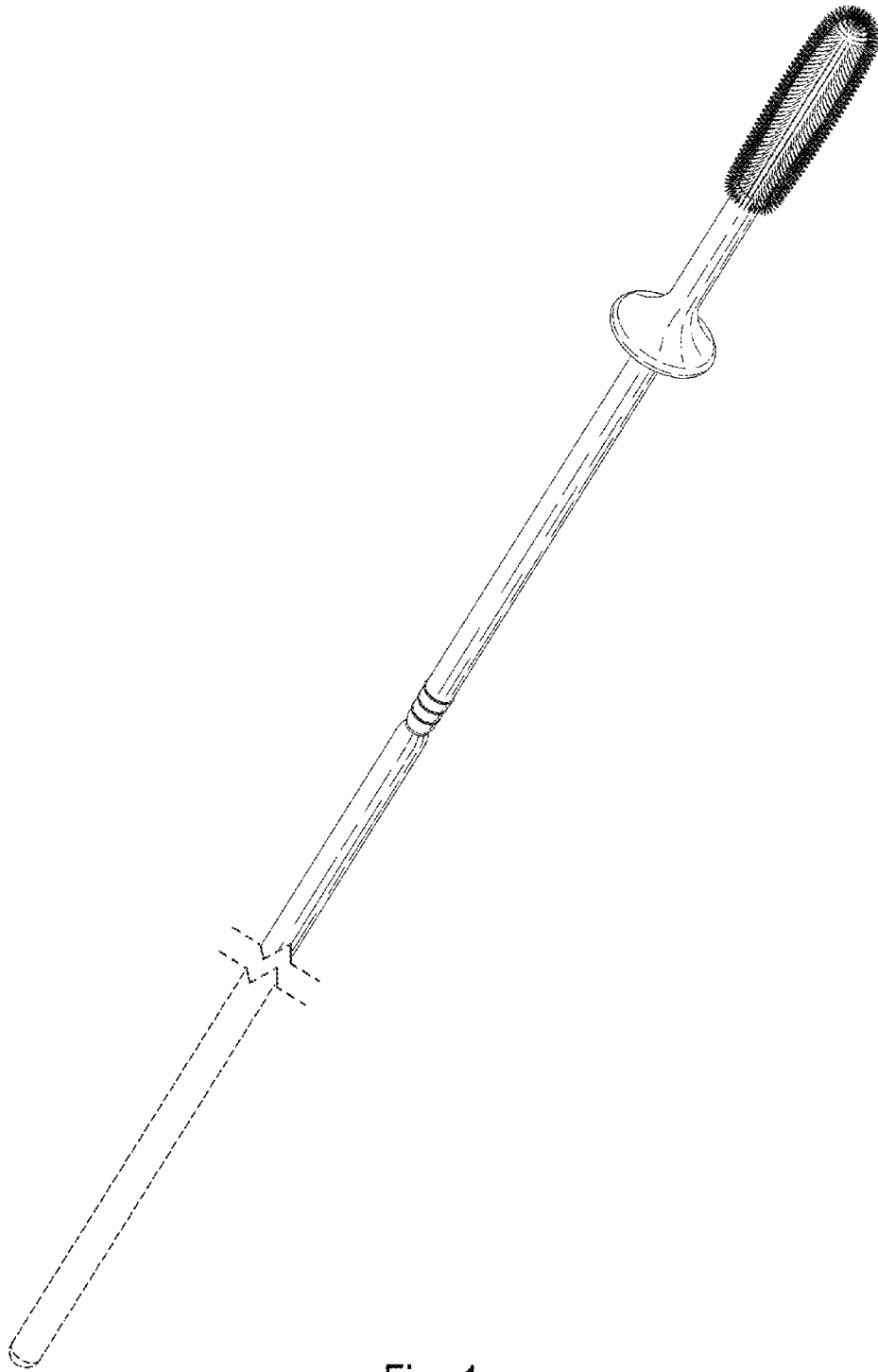


Fig. 1

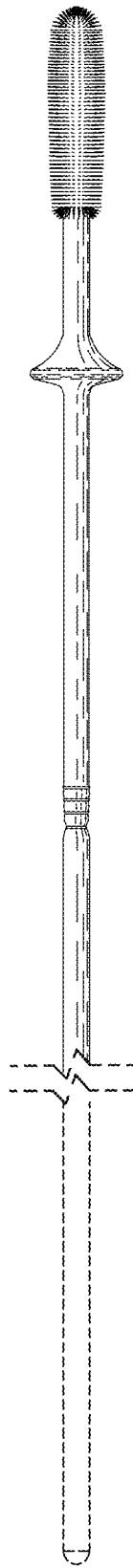


Fig. 2

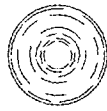


Fig. 3

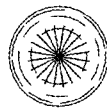


Fig. 4