



US00D928696S

(12) **United States Design Patent**  
**Kang et al.**

(10) **Patent No.:** **US D928,696 S**  
(45) **Date of Patent:** **\*\* Aug. 24, 2021**

(54) **AUTOMOBILE**  
(71) Applicant: **LG Electronics Inc.**, Seoul (KR)  
(72) Inventors: **Seungmo Kang**, Seoul (KR); **Romain Diboine**, Seoul (KR); **Juneho Song**, Seoul (KR); **Sewon Chun**, Seoul (KR)  
(73) Assignee: **LG ELECTRONICS INC.**, Seoul (KR)

5,232,262 A \* 8/1993 Tseng ..... A47C 7/62  
297/188.17  
D380,190 S \* 6/1997 Slayter ..... D12/425  
D385,847 S \* 11/1997 Ma ..... D12/415  
D415,995 S \* 11/1999 Kanehl, Jr. .... D12/416  
6,036,152 A \* 3/2000 Hiscox ..... B60N 3/102  
224/281  
D575,546 S \* 8/2008 Tsay ..... D14/457  
D593,930 S \* 6/2009 Fossett ..... B64D 11/0638  
D12/420

(Continued)

(\*\*) Term: **15 Years**

*Primary Examiner* — George D. Kirschbaum

(21) Appl. No.: **35/509,232**

*Assistant Examiner* — Joseph J Kukella

(22) Filed: **Oct. 16, 2019**

(74) *Attorney, Agent, or Firm* — Birch, Stewart, Kolasch & Birch, LLP

(80) **Hague Agreement Data**

(57) **CLAIM**

Int. Filing Date: **Oct. 16, 2019**  
Int. Reg. No.: **DM/207544**  
Int. Reg. Date: **Oct. 16, 2019**  
Int. Reg. Pub. Date: **May 1, 2020**

The ornamental design for an automobile, as shown and described.

**DESCRIPTION**

(30) **Foreign Application Priority Data**

1. Automobile

Apr. 16, 2019 (KR) ..... 30-2019-0017871

Fig. 1.1 is a front perspective view of the automobile;

(51) **LOC (13) Cl.** ..... **12-08**

Fig. 1.2 is a front view thereof;

(52) **U.S. Cl.**

Fig. 1.3 is a back view thereof;

USPC ..... **D12/421**

Fig. 1.4 is a left view thereof where the right view is a mirror image

(58) **Field of Classification Search**

Fig. 1.5 is a top view thereof;

USPC ..... D12/415–426.1

Fig. 1.6 is an enlarged view of Fig. 1.1;

CPC ..... B60R 2011/0007; B60R 2011/0014; B60R

Fig. 1.7 is an enlarged view of Fig. 1.5;

2011/0021; B60N 3/001; B60N 3/002;

Fig. 1.8 is a front perspective view;

B60N 3/007

Fig. 1.9 is a top view;

See application file for complete search history.

Fig. 1.10 is an enlarged view of Fig. 1.8;

Fig. 1.11 is an enlarged view of Fig. 1.9.

(56) **References Cited**

The front, back, and left views of Fig. 1.8 have been omitted since they are the same as Figs. 1.2 to 1.4, respectively; the right view has been omitted as it is a mirror image of that shown in Fig. 1.4.

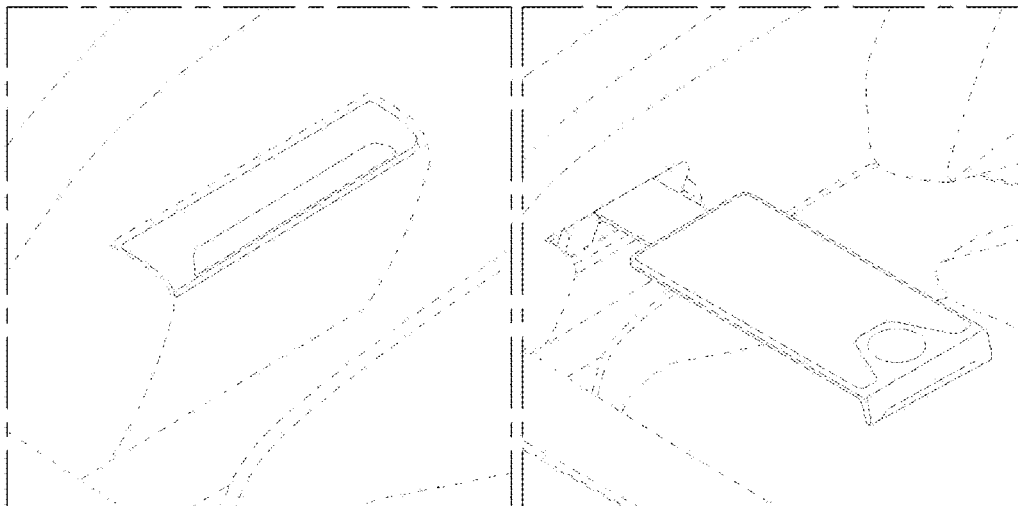
**U.S. PATENT DOCUMENTS**

The broken lines depict portions of the automobile that form no part of the claimed design.

4,417,764 A \* 11/1983 Marcus ..... B60N 2/793  
297/188.17

4,738,423 A \* 4/1988 DiFilippo ..... B60N 3/102  
248/240.1

**1 Claim, 11 Drawing Sheets**



(56)

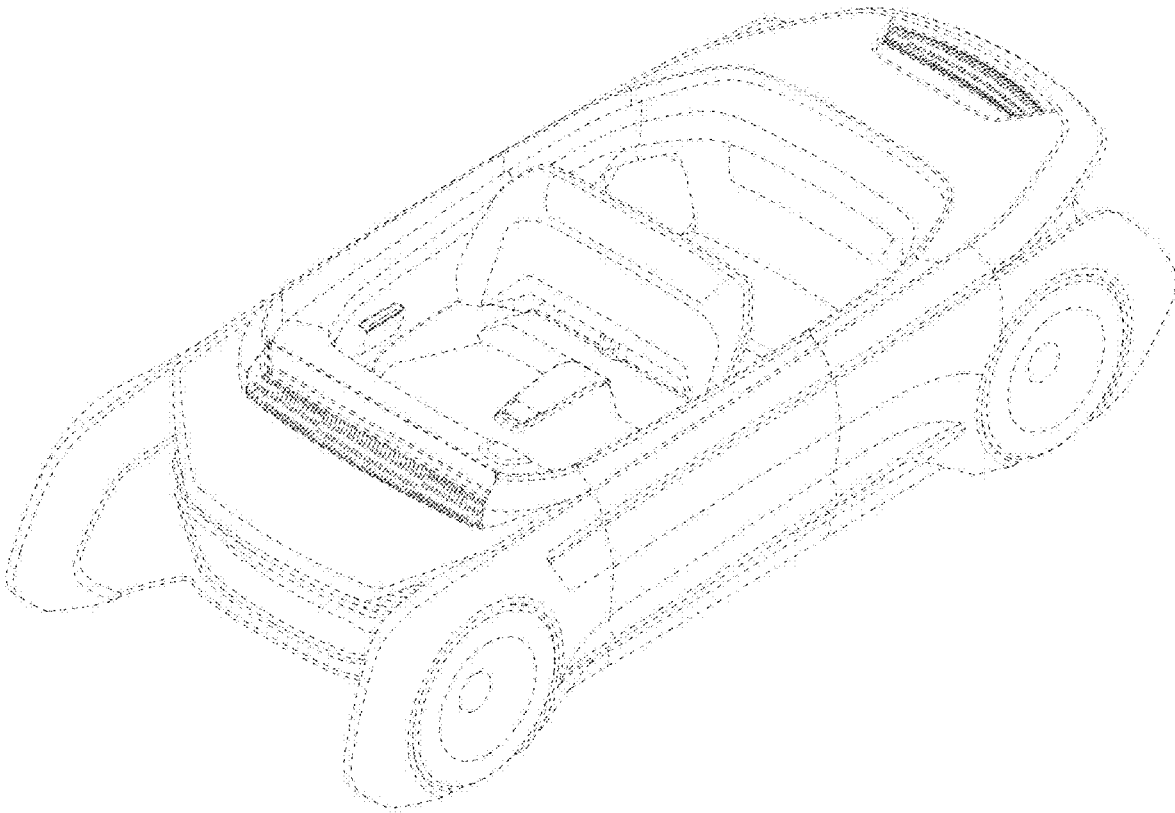
**References Cited**

U.S. PATENT DOCUMENTS

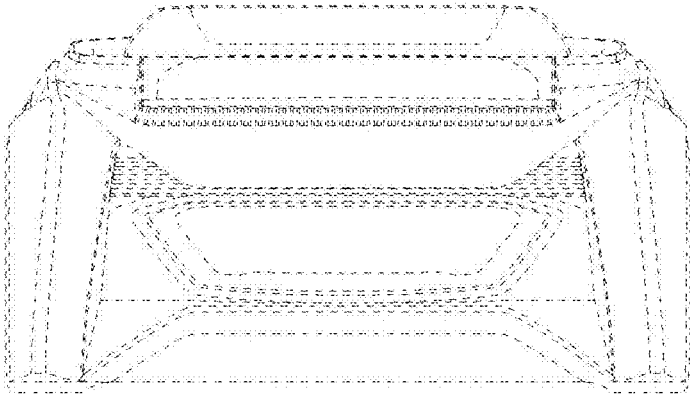
7,963,231	B2 *	6/2011	Osborne	.....	B64D	11/0638	108/40
D753,578	S *	4/2016	Barnes	.....	B60N	3/102	D12/426.1
D801,256	S *	10/2017	Kasparian	.....	B60N	2/793	D12/425
D845,875	S *	4/2019	Bookman	.....	A47B	5/006	D12/416
D913,174	S *	3/2021	Kim	.....			D12/192
2015/0282608	A1 *	10/2015	Sakanoue	.....	A47B	5/006	108/42

\* cited by examiner


1.1



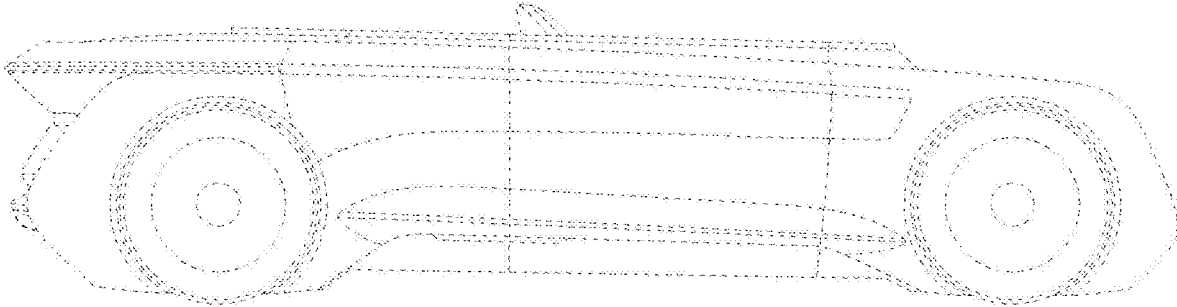
1.2



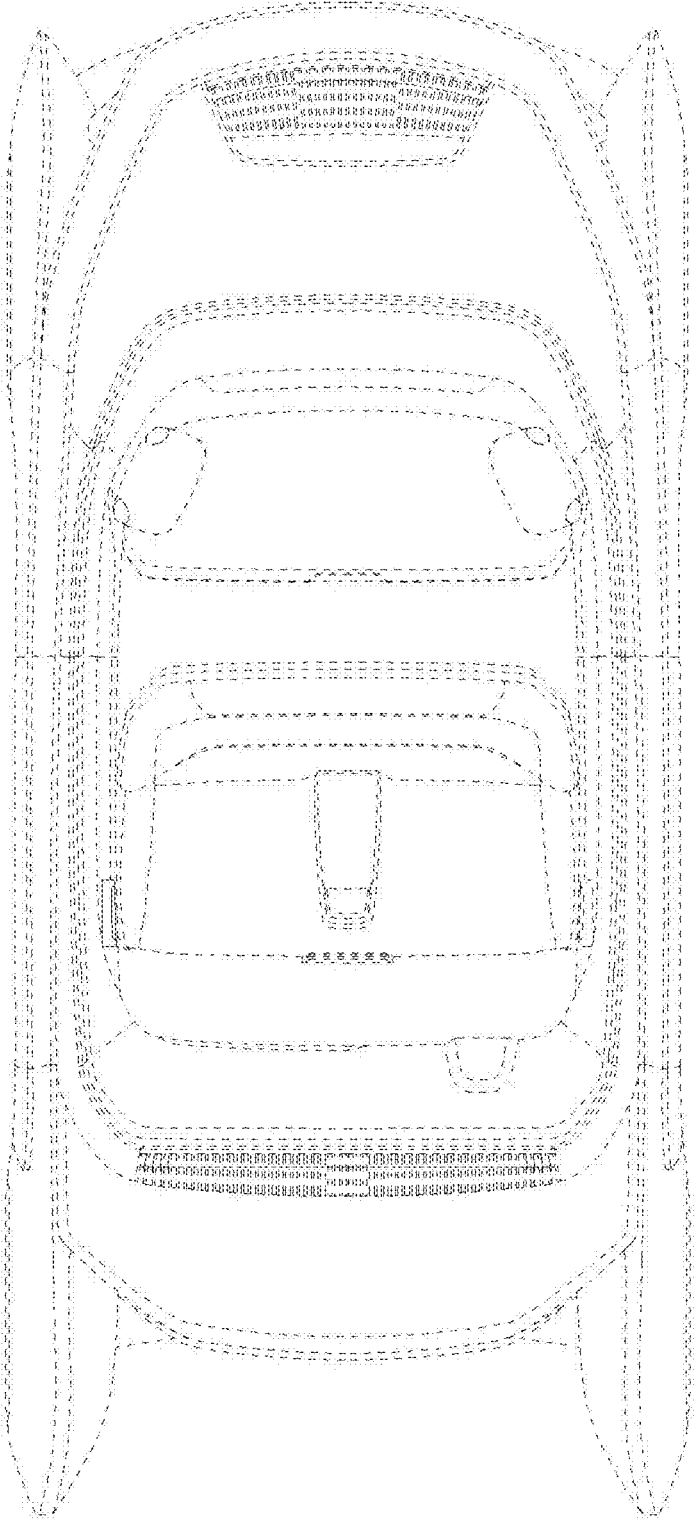
1.3



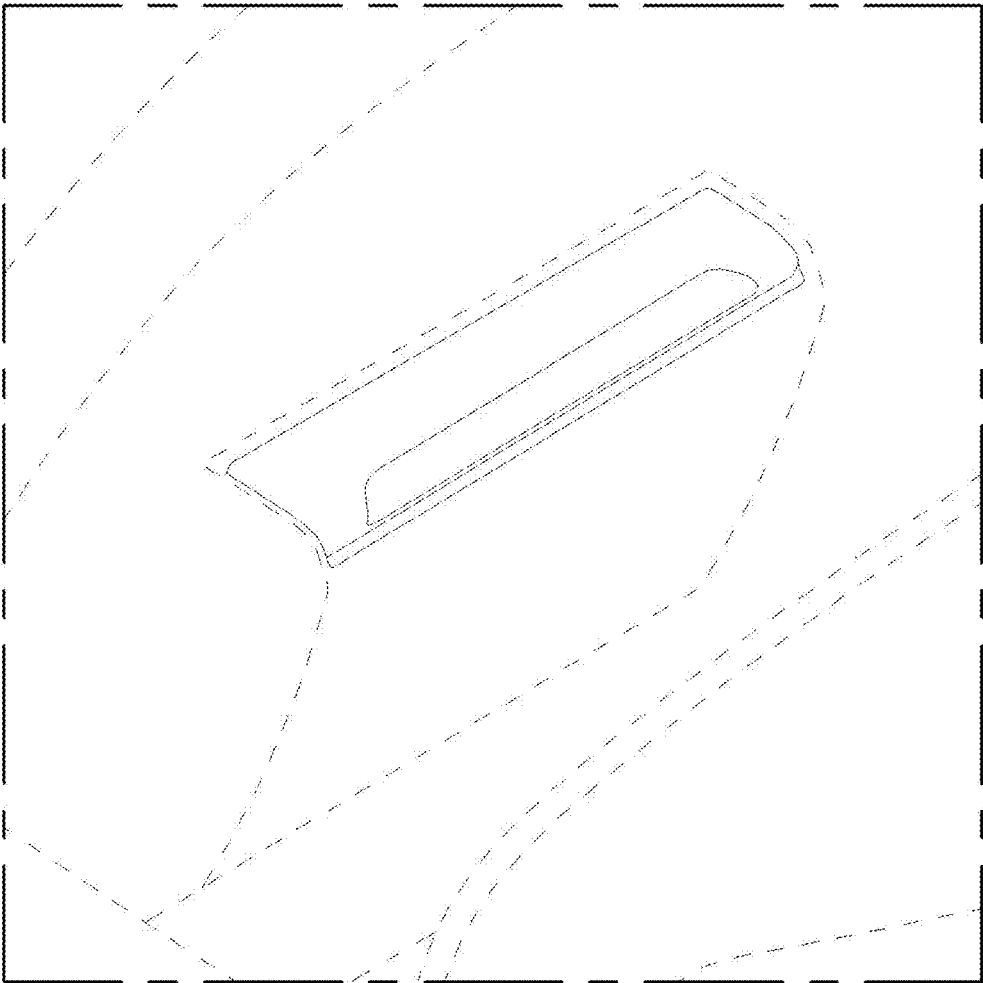
1.4



1.5

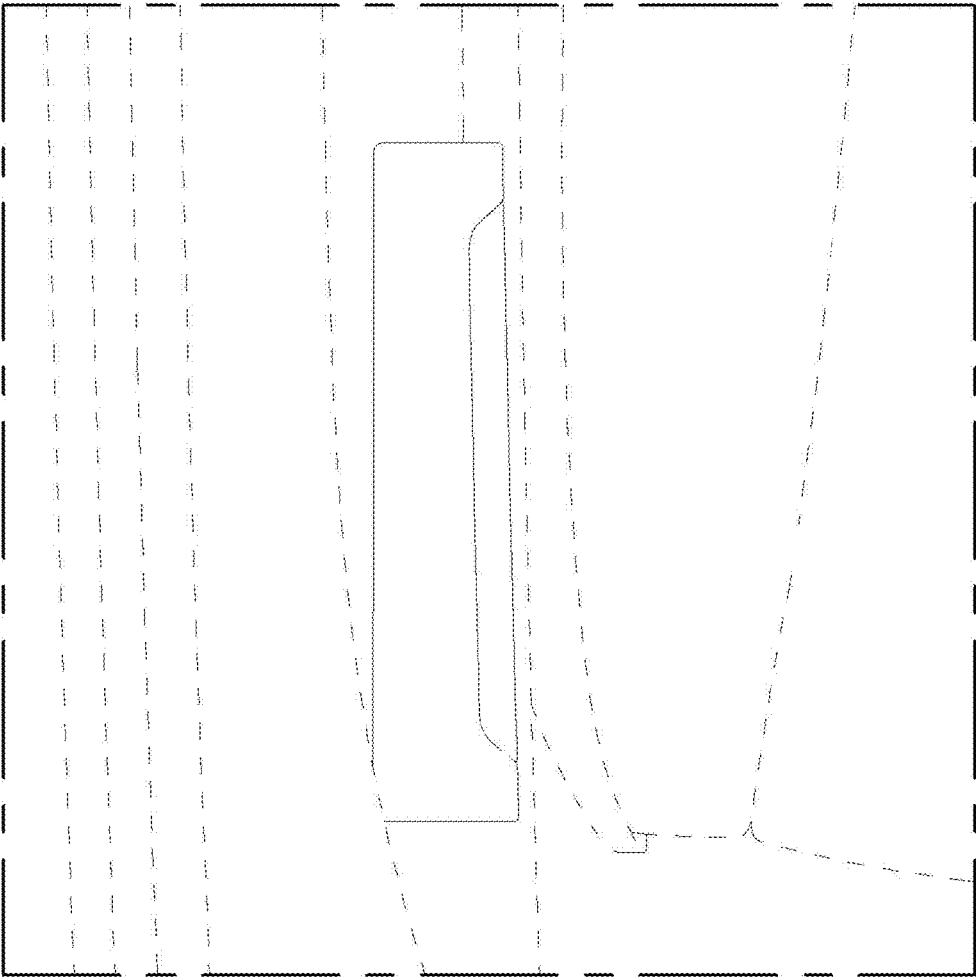


1.6

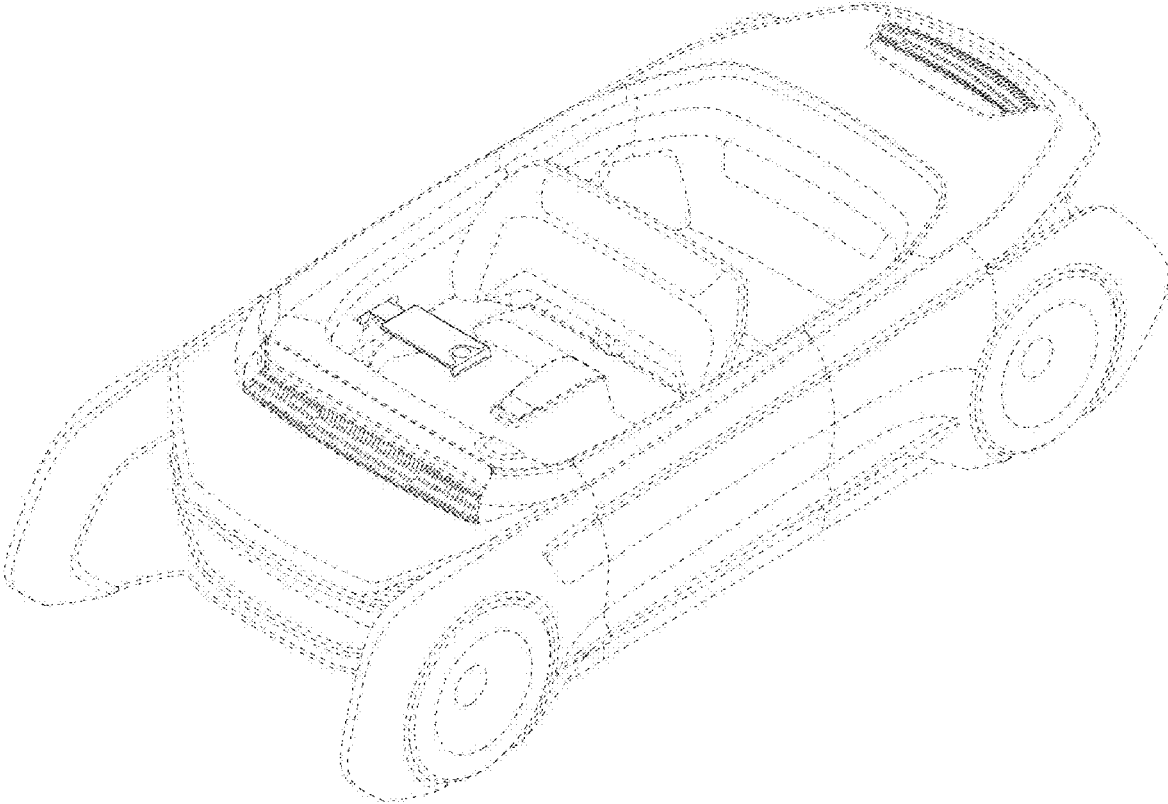




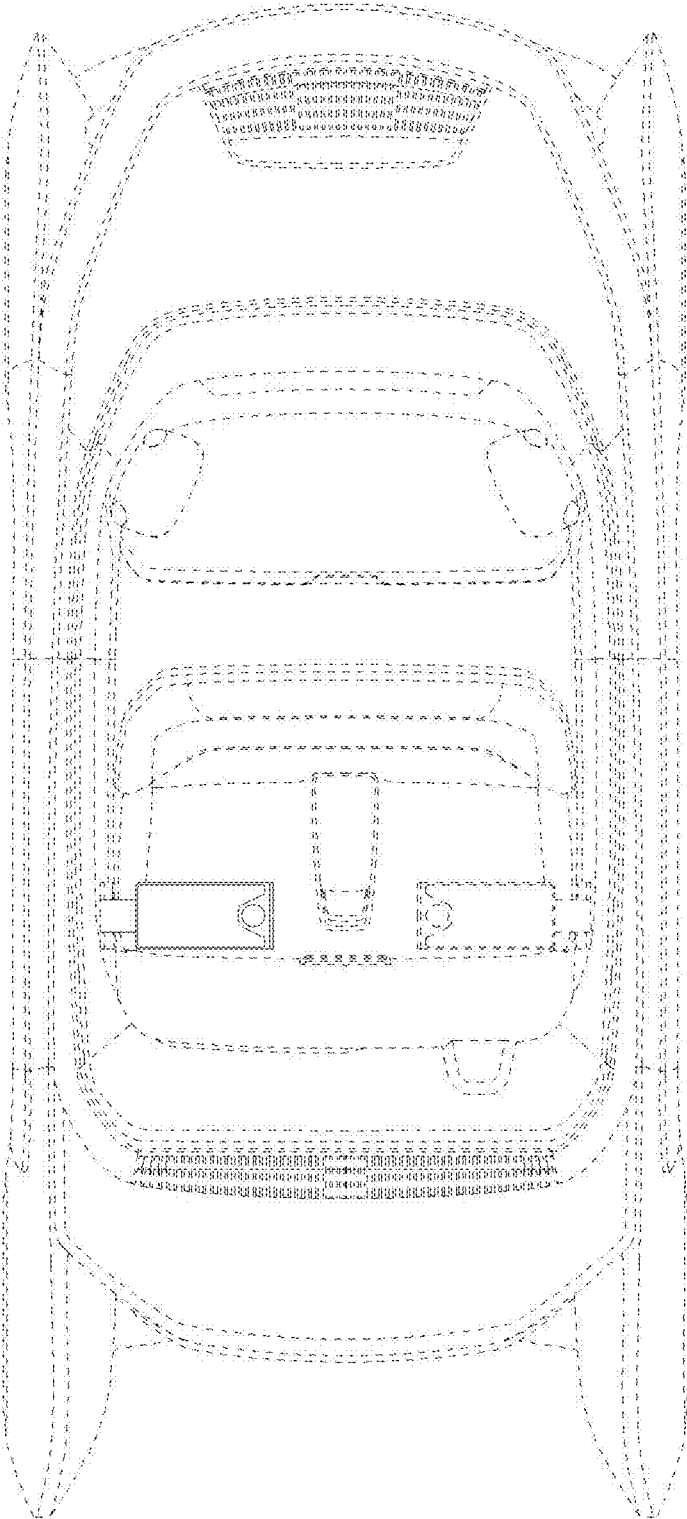
1.7



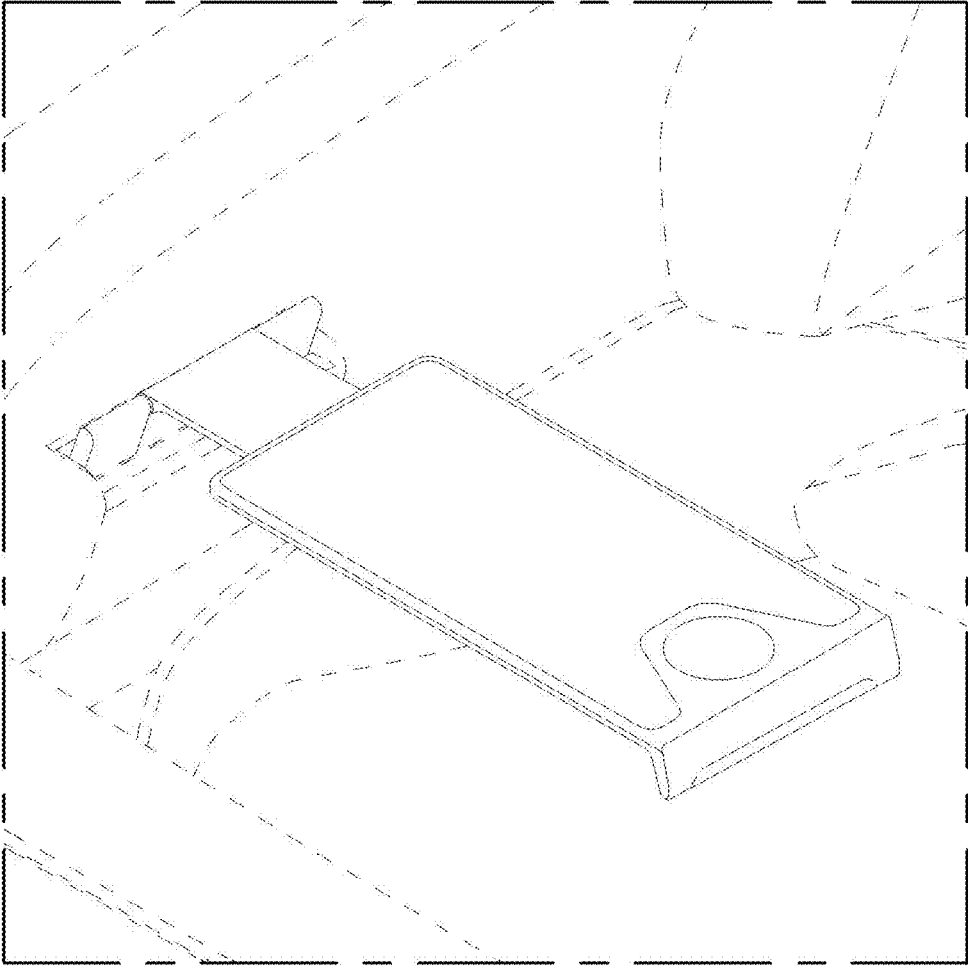
1.8



1.9



1.10



1.11

