



(12) **United States Design Patent**
Ecklund et al.

(10) **Patent No.:** **US D1,010,109 S**
(45) **Date of Patent:** **** Jan. 2, 2024**

(54) **URINE COLLECTION DEVICE**

FOREIGN PATENT DOCUMENTS

(71) Applicant: **Sage Products, LLC**, Cary, IL (US)
(72) Inventors: **Brian J. Ecklund**, McHenry, IL (US);
Kristin M. Sexton, Lake in the Hills,
IL (US); **Alex D. Kea**, Chicago, IL
(US); **Daniel R. Ulreich**, Cary, IL (US)

CN 305246107 * 7/2019
EP 0032138 7/1981

(Continued)

(73) Assignee: **Sage Products, LLC**, Cary, IL (US)

(**) Term: **15 Years**

(21) Appl. No.: **29/699,144**

(22) Filed: **Jul. 23, 2019**

(51) **LOC (14) Cl.** **24-02**

(52) **U.S. Cl.**
USPC **D24/122**

(58) **Field of Classification Search**

USPC D24/108, 112, 119, 121, 122, 127, 133,
D24/141, 197, 207, 217, 117, 118, 123,
D24/224; D23/295, 296, 297, 298, 299,
D23/300, 301, 302, 303, 213, 276, 274,
D23/309, 200; D27/125
CPC A61G 9/00; A61G 9/006; A61G 9/003
See application file for complete search history.

OTHER PUBLICATIONS

Sage PrimoFit, [site visited May 19, 2022]. Available from Internet.
URL: <https://sageproducts.com/primofit-external-urine-management-for-the-male-anatomy/> (Year: 2022).*

Primary Examiner — T Chase Nelson

Assistant Examiner — Kelly L Gross

(74) *Attorney, Agent, or Firm* — McDonnell Boehnen
Hulbert & Berghoff LLP

(57) **CLAIM**

The ornamental design for urine collection device, as shown and described.

DESCRIPTION

FIG. 1 is a perspective view of an embodiment of a urine collection device showing our new design.

FIG. 2 is a top plan view of the urine collection device of FIG. 1.

FIG. 3 is a bottom plan view of the urine collection device of FIG. 1.

FIG. 4 is a first side elevation view of the urine collection device of FIG. 1.

FIG. 5 is a second side elevation view of the urine collection device of FIG. 1.

FIG. 6 is a third side elevation view of the urine collection device of FIG. 1; and,

FIG. 7 is a fourth side elevation view of the urine collection device of FIG. 1.

The portions of the drawing shown in broken lines represent environmental aspects and form no part of the claimed design.

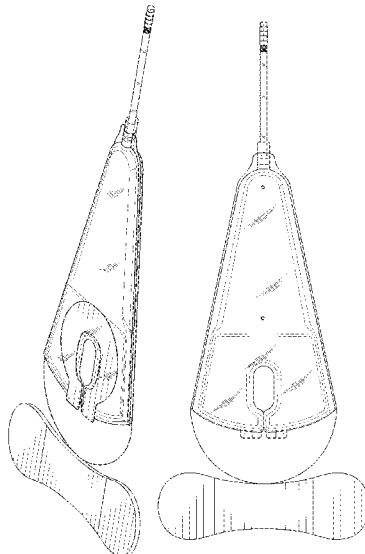
(56) **References Cited**

U.S. PATENT DOCUMENTS

D85,955 S * 1/1932 Payne D24/112
D133,795 S * 9/1942 Erhard D24/112
2,483,636 A * 10/1949 Hardesty A61M 3/0245
604/408
2,540,777 A * 2/1951 Deahl A61F 5/445
D24/118
2,896,619 A * 7/1959 Bellamy, Jr. A61M 1/02
D24/118
3,194,238 A * 7/1965 Breece, Jr. A61F 5/455
D24/112

(Continued)

1 Claim, 5 Drawing Sheets



(56)

References Cited

U.S. PATENT DOCUMENTS

3,295,145 A * 1/1967 Ericson A61F 5/451
604/350
3,306,296 A * 2/1967 Moss A61F 5/453
604/350
D218,500 S * 8/1970 Bellamy, Jr. et al. D24/118
3,603,366 A * 9/1971 Albizati A61F 5/44
220/660
3,881,486 A 5/1975 Fenton
4,020,843 A 5/1977 Kanall
4,161,177 A * 7/1979 Fuchs A61M 25/02
D24/112
D255,936 S * 7/1980 Cullis D24/118
D263,746 S * 4/1982 Johnson D24/118
D273,709 S * 5/1984 Schneider D24/118
4,625,734 A * 12/1986 Sherlock A61B 5/208
600/580
D298,654 S * 11/1988 Hendricks D24/133
4,804,377 A 2/1989 Hanif et al.
D307,794 S * 5/1990 Williams D24/217
4,990,145 A * 2/1991 Fleury A61J 19/00
604/317
D346,443 S * 4/1994 Franklin D24/119
5,300,052 A 4/1994 Kubo
5,342,583 A 8/1994 Son
5,356,398 A * 10/1994 Willis A61G 9/006
600/573
D358,467 S * 5/1995 Davis, Sr. D24/118
D382,648 S * 8/1997 Shartle D24/223
D383,852 S * 9/1997 Shartle D24/223
5,735,837 A 4/1998 Ishikawa
D451,601 S * 12/2001 Crawford D24/112
D451,998 S * 12/2001 Crawford D24/112
D452,001 S * 12/2001 Crawford D24/112
D462,765 S * 9/2002 Niermann D24/112
D464,729 S * 10/2002 Rehrig D24/122
6,464,674 B1 10/2002 Palumbo et al.
D471,979 S * 3/2003 Wilkinson D24/112
D476,079 S * 6/2003 Kubalak D24/118
D491,803 S * 6/2004 Nestenborg A61M 25/002
D9/414
D496,727 S * 9/2004 Kubalak D24/118
D496,993 S * 10/2004 Kubalak D24/118
D499,017 S * 11/2004 Nestenborg D24/112
D499,335 S * 12/2004 Nestenborg D24/112
D499,643 S * 12/2004 Nestenborg D24/112
D505,067 S * 5/2005 Nestenborg A61B 5/208
D9/418

D508,128 S * 8/2005 Kubalak D24/118
D534,649 S * 1/2007 Haga D24/117
7,513,894 B2 * 4/2009 Howlett A61G 9/00
604/327
D594,115 S * 6/2009 Osterlin D24/117
D595,842 S * 7/2009 Haga D24/117
D622,375 S * 8/2010 Tsuruoka A61F 5/445
D24/127
D731,641 S * 6/2015 Du A61F 5/441
D24/112
D732,160 S * 6/2015 Du A61F 5/453
D24/112
D817,482 S * 5/2018 Howell A61B 5/150641
D24/112
D835,262 S * 12/2018 Burkholz A61B 10/007
D24/112
D843,564 S * 3/2019 de Roeck A61G 9/00
D24/122
D862,008 S * 10/2019 Penland A61F 5/451
D24/129
D879,953 S * 3/2020 Ljunglöf D24/117
D882,768 S * 4/2020 Blabas A61J 19/00
D24/122
D893,707 S * 8/2020 Burkholz A61F 5/44
D24/129
D895,136 S * 9/2020 Whitehead B31B 50/62
D24/217
D899,266 S * 10/2020 Diker D9/707
10,857,025 B2 * 12/2020 Davis A61F 5/455
D910,838 S * 2/2021 Zhang D24/118
11,000,401 B2 * 5/2021 Ecklund A61F 5/453
D942,007 S * 1/2022 Yan D24/141
2002/0193766 A1 12/2002 Gell et al.
2003/0163120 A1 8/2003 Harvie
2006/0189957 A1 * 8/2006 Howlett A61F 5/451
604/403
2014/0350501 A1 * 11/2014 Garcia Calero A61F 5/453
604/353
2017/0273843 A1 * 9/2017 Cailleteau A61B 10/007
2021/0059853 A1 * 3/2021 Davis A61B 5/208
2021/0069008 A1 * 3/2021 Blabas A61F 5/441

FOREIGN PATENT DOCUMENTS

GB 1571657 7/1980
GB 2260907 5/1993
WO 2004/026194 4/2004
WO 2016/103242 6/2016

* cited by examiner

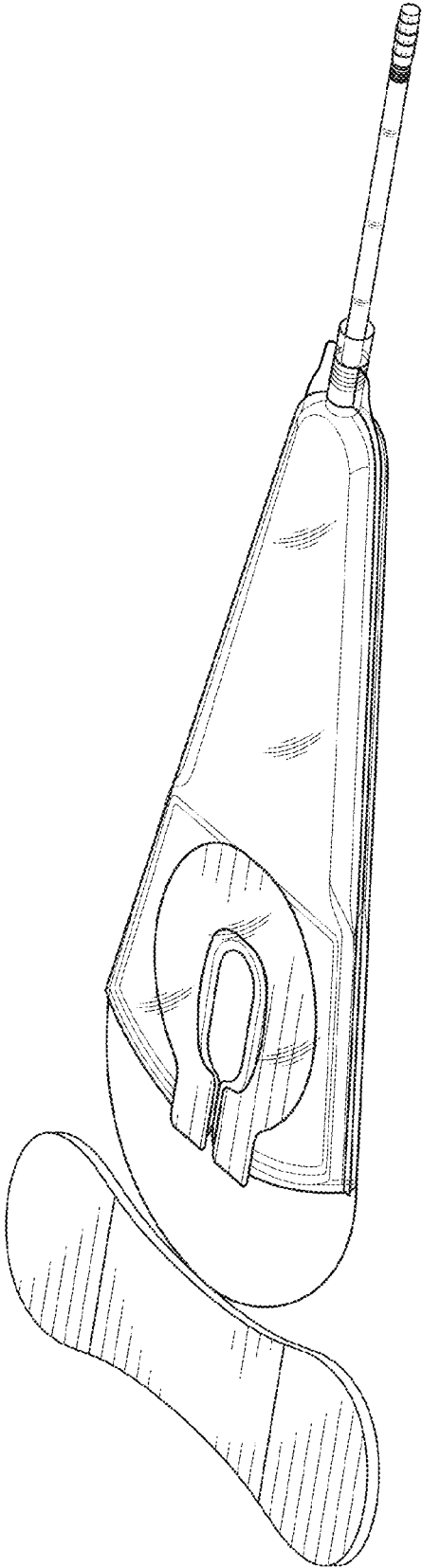


Fig. 1

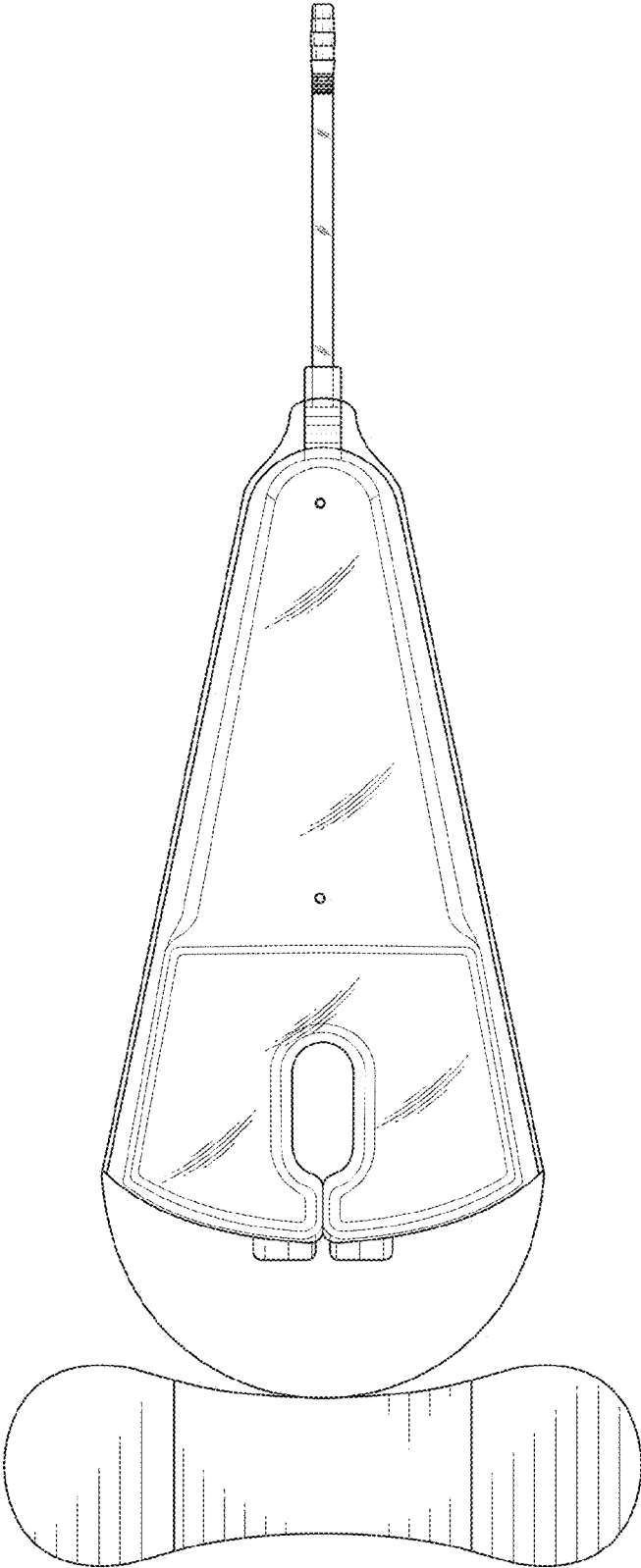


Fig. 2

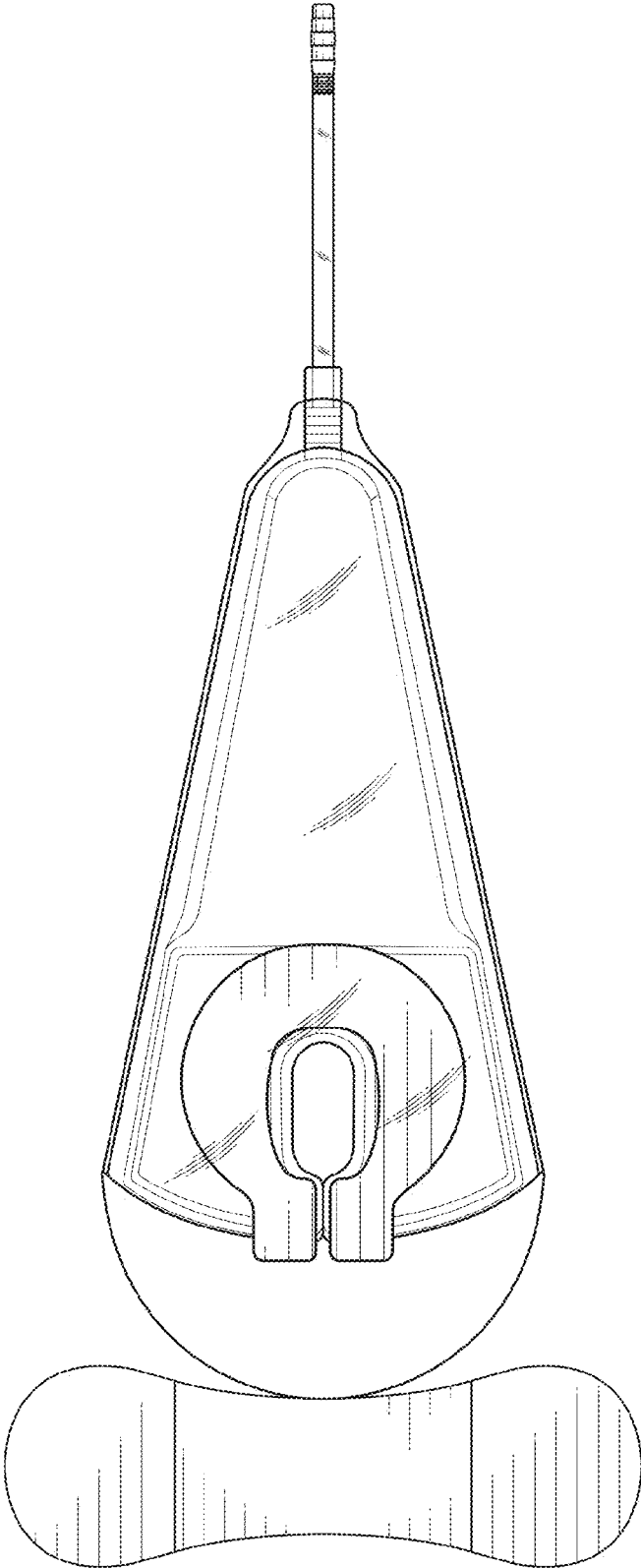


Fig. 3



Fig. 4



Fig. 5



Fig. 6



Fig. 7