



(12) **United States Design Patent**
Cooper et al.

(10) **Patent No.:** **US D797,537 S**
(45) **Date of Patent:** **** Sep. 19, 2017**

- (54) **VEHICLE SIDE MIRROR**
- (71) Applicant: **GM GLOBAL TECHNOLOGY OPERATIONS LLC**, Detroit, MI (US)
- (72) Inventors: **Stuart Cooper**, Bloomfield Hills, MI (US); **Timothy P. Kozub**, Troy, MI (US)
- (73) Assignee: **GM Global Technology Operations LLC**, Detroit, MI (US)
- (**) Term: **15 Years**
- (21) Appl. No.: **29/543,520**
- (22) Filed: **Oct. 26, 2015**
- (51) **LOC (10) Cl.** **12-06**
- (52) **U.S. Cl.**
USPC **D8/87**
- (58) **Field of Classification Search**
USPC D12/187, 188, 189
CPC B60R 1/074; B60R 1/076; B60R 1/078;
B60R 1/08; B60R 1/081; B60R 1/082
See application file for complete search history.

D605,978 S	12/2009	Wolff et al.
D608,249 S	1/2010	Peters
D608,690 S	1/2010	Folden et al.
D608,691 S	1/2010	Zak, Jr. et al.
D609,608 S	2/2010	Boniface et al.
D611,387 S	3/2010	Thompson et al.
D611,879 S	3/2010	Kim et al.
D612,297 S	3/2010	Peters et al.
D613,645 S	4/2010	Song et al.
D615,458 S	5/2010	Thompson et al.
D618,595 S	6/2010	Ware et al.
D619,946 S *	7/2010	Lamm D12/187
D623,090 S	9/2010	Cox et al.
D627,262 S	11/2010	Ikeda et al.
D635,488 S	4/2011	Phipps
D644,147 S	8/2011	Suh et al.
D644,567 S	9/2011	Kozub
D654,414 S *	2/2012	Elmitt D12/187
D657,718 S	4/2012	Zipfel et al.
D659,052 S	5/2012	Ware et al.
D659,053 S	5/2012	Ware et al.
D666,542 S *	9/2012	Asano D12/187
D668,182 S	10/2012	Barba Franco
D668,183 S	10/2012	Smart

(Continued)

Primary Examiner — Phillip S Hyder
(74) *Attorney, Agent, or Firm* — Reising Ethington P.C.

(57) **CLAIM**

The ornamental design for a vehicle side mirror, as shown and described.

DESCRIPTION

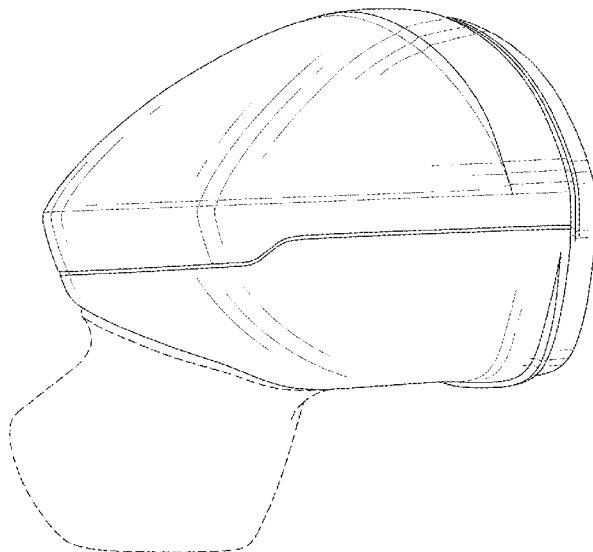
FIG. 1 is a perspective view of the vehicle side mirror; FIG. 2 is a rear view thereof; FIG. 3 is a top plan view thereof; and, FIG. 4 is a front view thereof.
The broken lines shown in the drawings depict portions of the vehicle side mirror that form no part of the claimed design.

1 Claim, 2 Drawing Sheets

(56) **References Cited**

U.S. PATENT DOCUMENTS

D506,424 S *	6/2005	Kuo D12/187
D552,019 S *	10/2007	Kubota D12/187
D570,742 S	6/2008	Takagi et al.
D592,105 S	5/2009	Dean et al.
D597,447 S	8/2009	Folden
D597,460 S *	8/2009	George D12/187
D600,595 S	9/2009	Nakamura et al.
D601,925 S	10/2009	O'Donnell
D603,755 S	11/2009	Peters
D604,203 S	11/2009	O'Donnell
D605,082 S	12/2009	Munson
D605,083 S	12/2009	Manoogian, II et al.
D605,977 S	12/2009	Zipfel et al.



(56)

References Cited

U.S. PATENT DOCUMENTS

D678,820 S	3/2013	Son et al.	D718,189 S	11/2014	Krieg et al.
D678,821 S	3/2013	Ikeda et al.	D718,683 S	12/2014	Thole et al.
D680,909 S	4/2013	Munson et al.	D722,282 S	2/2015	Loeb
D680,910 S	4/2013	David	D722,533 S	2/2015	Thole et al.
D684,899 S	6/2013	Baker	D722,534 S	2/2015	Munson et al.
D686,536 S	7/2013	McCabe et al.	D724,510 S	3/2015	McMahan et al.
D691,531 S *	10/2013	Rupar D12/187	D725,001 S	3/2015	McMahan et al.
D692,798 S	11/2013	Thurber	D726,591 S	4/2015	Jacob
D692,799 S	11/2013	Smith et al.	D730,776 S	6/2015	Smart
D696,157 S	12/2013	Loeb	D730,783 S	6/2015	Henriques et al.
D699,629 S	2/2014	Ikeda et al.	D732,427 S	6/2015	Loeb
D700,871 S	3/2014	O'Donnell et al.	D732,429 S	6/2015	Loeb
D703,103 S	4/2014	Lee	D732,430 S	6/2015	Loeb
D704,103 S	5/2014	Mack et al.	D732,431 S	6/2015	Loeb
D705,132 S	5/2014	Ware et al.	D732,432 S	6/2015	Aengenheyster
D705,699 S	5/2014	Ware et al.	D732,433 S	6/2015	Aengenheyster
D710,775 S *	8/2014	Minamisawa D12/187	D732,435 S	6/2015	Mackay
D713,298 S	9/2014	Dyson	D733,002 S	6/2015	Loeb
D713,764 S	9/2014	Ferlazzo	D735,611 S	8/2015	Aengenheyster
D713,769 S *	9/2014	Knothe D12/187	D735,627 S	8/2015	Smith
D716,696 S	11/2014	Thole et al.	D736,451 S	8/2015	Smith
D716,706 S	11/2014	Thole et al.	D739,306 S	9/2015	McMahan et al.
D716,709 S	11/2014	Thole et al.	D739,317 S	9/2015	McMahan et al.
D717,696 S	11/2014	Thole et al.	D741,223 S	10/2015	Kim et al.
			D761,172 S *	7/2016	Kim D12/187
			2009/0015955 A1 *	1/2009	Muller B60R 1/06 359/871

* cited by examiner

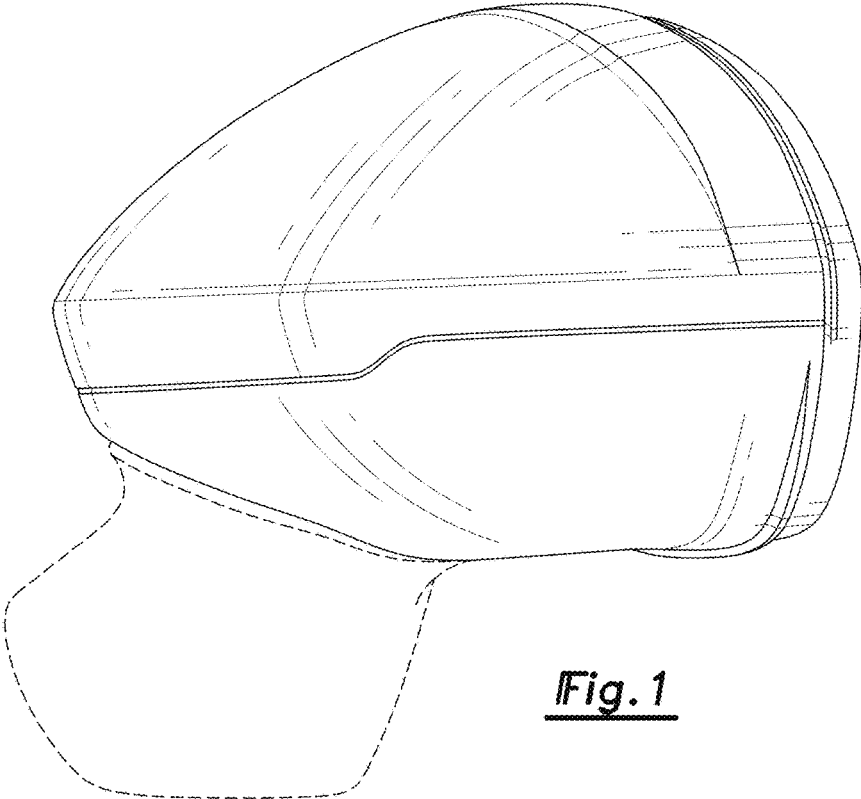


Fig. 1

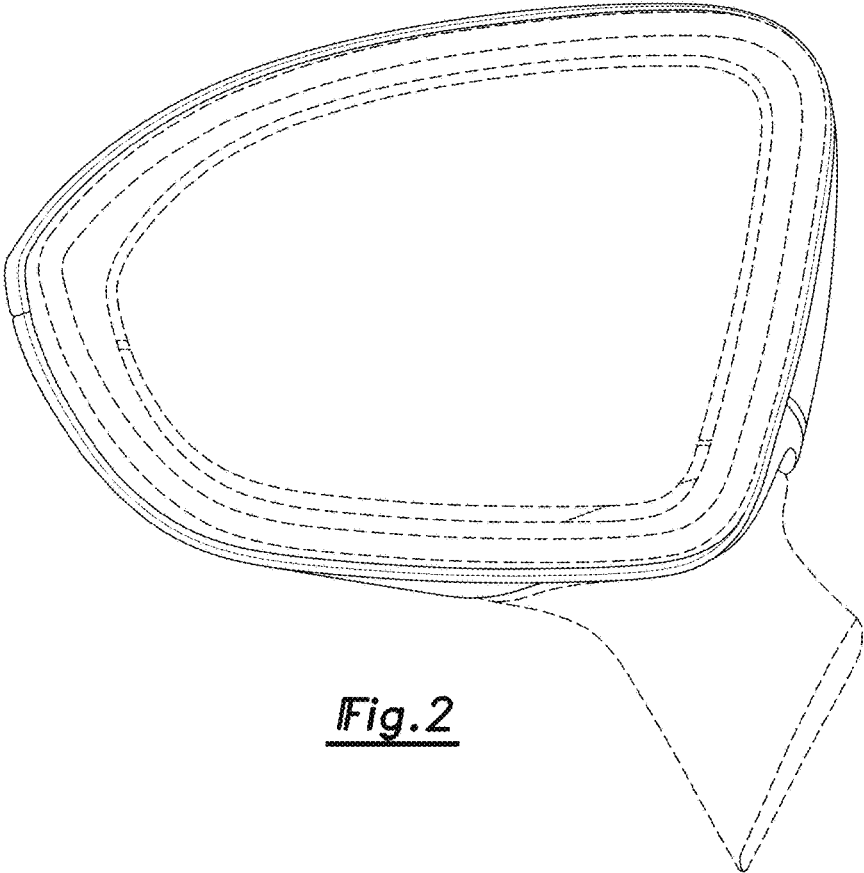


Fig. 2

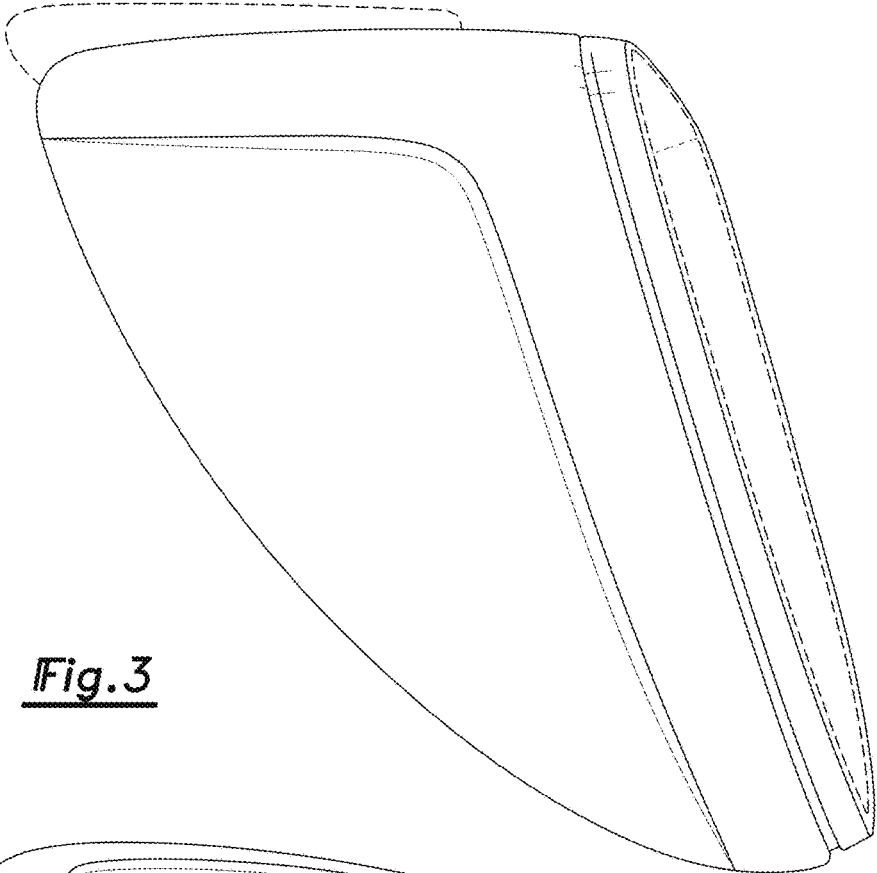


Fig. 3

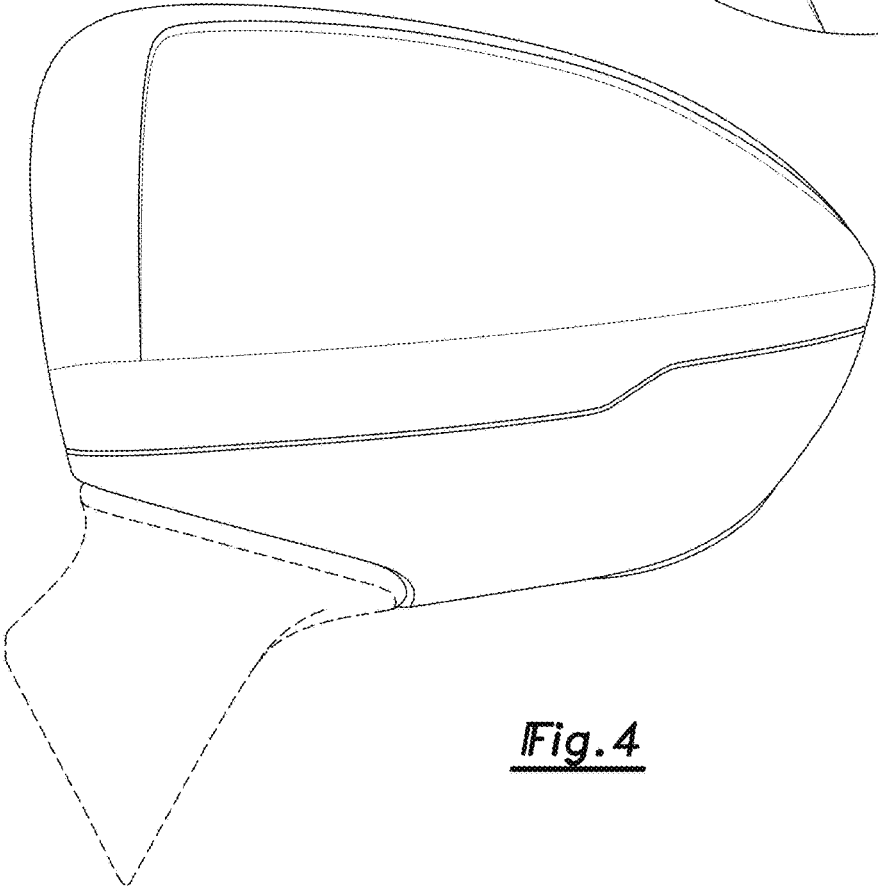


Fig. 4