



US00D591130S

(12) **United States Design Patent**
Palermo et al.

(10) **Patent No.:** **US D591,130 S**

(45) **Date of Patent:** **** Apr. 28, 2009**

(54) **AIR TOOL**

(75) Inventors: **Philip D. Palermo**, Marietta, GA (US);
Nheeda Enriquez, Jersey City, NJ (US)

(73) Assignee: **Ingersoll-Rand Company**, Montvale,
NJ (US)

(**) Term: **14 Years**

(21) Appl. No.: **29/258,182**

(22) Filed: **Apr. 18, 2006**

(51) **LOC (9) Cl.** **08-05**

(52) **U.S. Cl.** **D8/69**

(58) **Field of Classification Search** D8/14.1,
D8/61, 62, 63, 64, 65, 66, 67, 68, 69, 70;
81/57.11, 429, 454, 455, 456, 469, 489; 173/13,
173/104, 114, 168, 169, 170, 171, 178, 201,
173/211, 213, 217; 408/20, 124, 125, 234,
408/241 R; 451/358; 310/50; 227/8, 113,
227/114, 120, 130, 136, 142

See application file for complete search history.

(56) **References Cited**

U.S. PATENT DOCUMENTS

614,160 A *	11/1898	Breitenstein	173/168
1,684,231 A *	9/1928	Levedahl	173/13
D77,937 S *	3/1929	Decker	D8/69
2,068,745 A *	1/1937	Hall	173/178
D117,112 S *	10/1939	Roberts	D8/69
2,440,834 A *	5/1948	Sims, Jr.	173/13
D156,320 S *	12/1949	Roberts	D8/69
2,972,746 A *	2/1961	Skumawitz	D8/69
4,039,034 A *	8/1977	Wagner	D8/69
D292,368 S *	10/1987	Mikiya	D8/61
D329,794 S *	9/1992	Graham	D8/68
D339,726 S	9/1993	Bruno et al.	
5,293,747 A	3/1994	Geiger	
5,346,024 A	9/1994	Geiger et al.	
D388,678 S	1/1998	Bantly et al.	

D393,580 S	4/1998	Bantly et al.	
5,906,244 A	5/1999	Thompson et al.	
D411,426 S *	6/1999	Morita	D8/69
D434,297 S	11/2000	Iritani et al.	
D447,677 S *	9/2001	Stirm	D8/69
6,491,111 B1	12/2002	Livingston et al.	
D469,673 S	2/2003	Sliker et al.	
D480,937 S *	10/2003	Vogele et al.	D8/69
6,782,956 B1	8/2004	Seith et al.	
D497,529 S	10/2004	Price	
6,863,134 B2	3/2005	Seith et al.	
6,889,778 B2	5/2005	Colangelo, III et al.	
2004/0177980 A1	9/2004	Lucas	
2005/0161243 A1	7/2005	Livingston et al.	
2007/0267206 A1*	11/2007	Chen	173/170

OTHER PUBLICATIONS

Photographs of pneumatic tools publicly available prior to Apr. 18, 2006.

* cited by examiner

Primary Examiner—T. Chase Nelson

Assistant Examiner—Karen Acker

(74) *Attorney, Agent, or Firm*—Michael Best & Friedrich LLP

(57) **CLAIM**

The ornamental design for the air tool, as shown and described.

DESCRIPTION

FIG. 1 is a perspective view of an air tool.

FIG. 2 is a top view of the air tool shown in FIG. 1.

FIG. 3 is a bottom view of the air tool shown in FIG. 1.

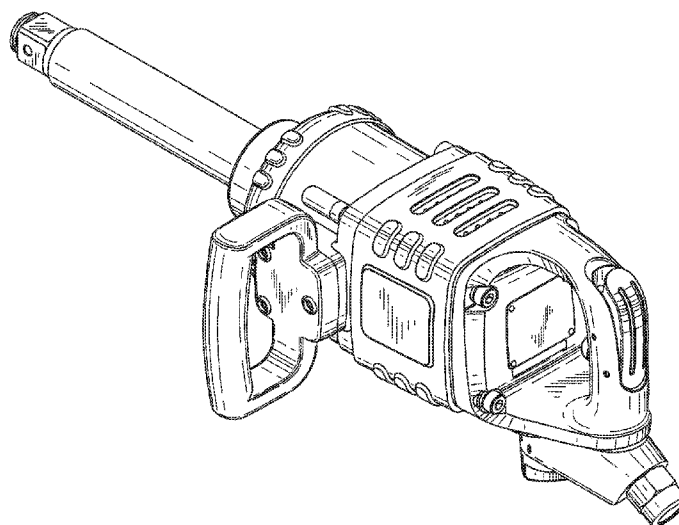
FIG. 4 is a front view of the air tool shown in FIG. 1.

FIG. 5 is a rear view of the air tool shown in FIG. 1.

FIG. 6 is a right side view of the air tool shown in FIG. 1; and,

FIG. 7 is a left side view of the air tool shown in FIG. 1.

1 Claim, 4 Drawing Sheets



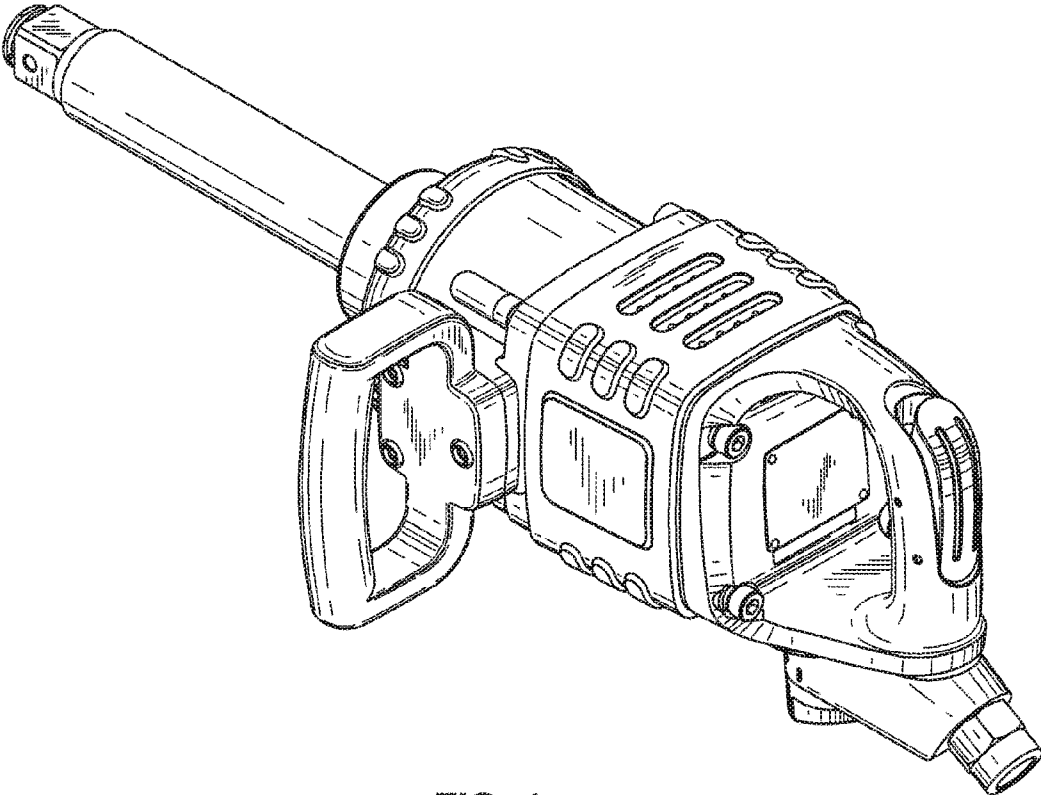


FIG. 1

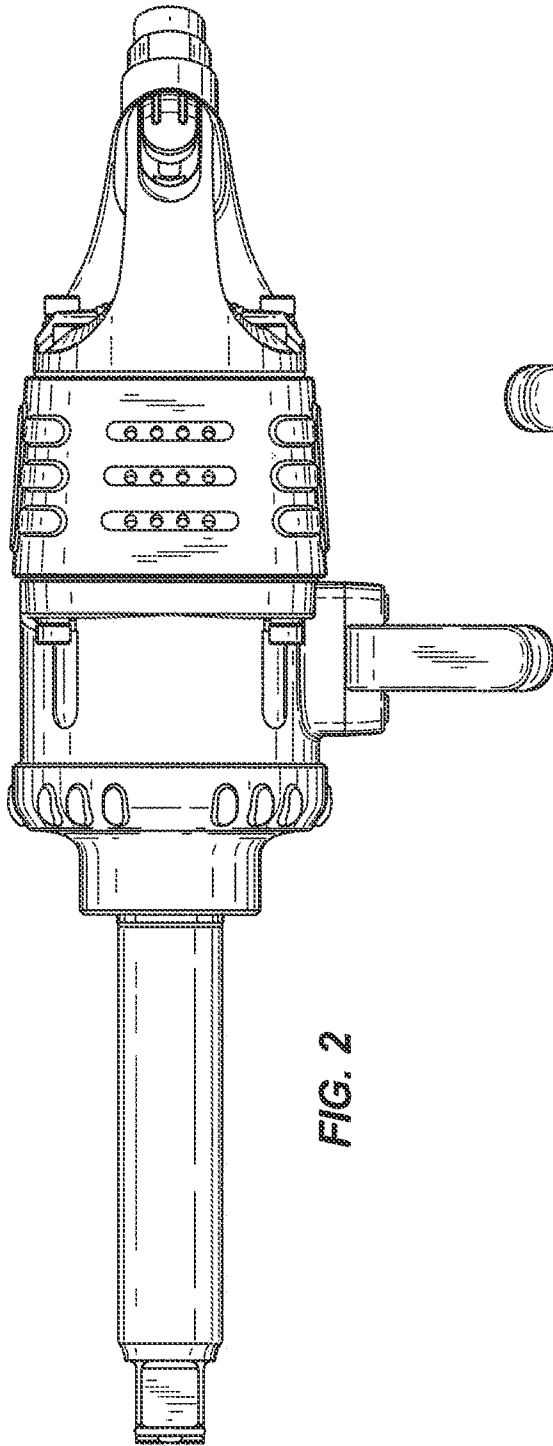


FIG. 2

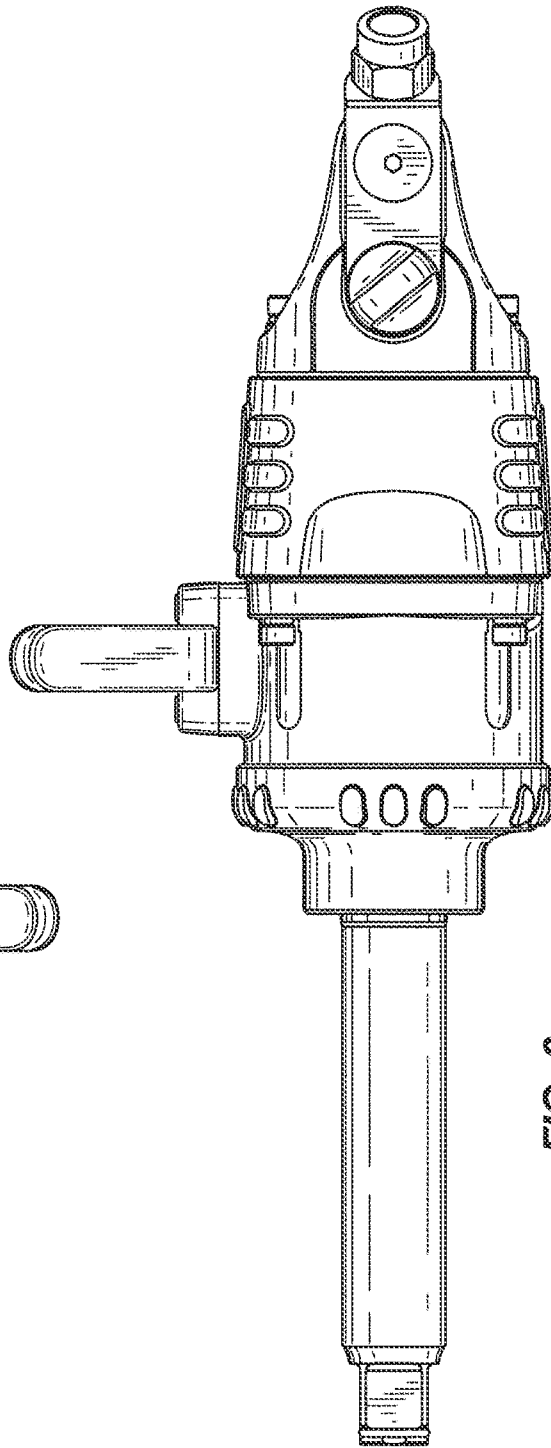


FIG. 3

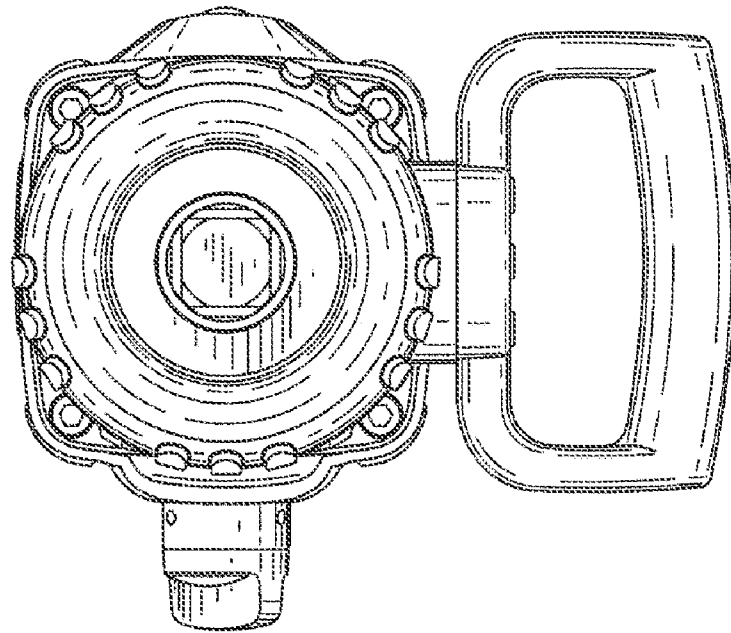


FIG. 4

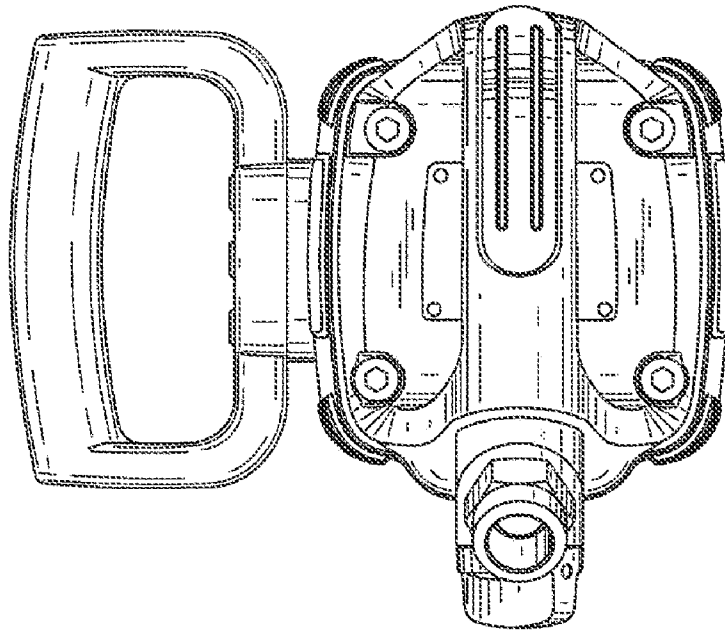


FIG. 5

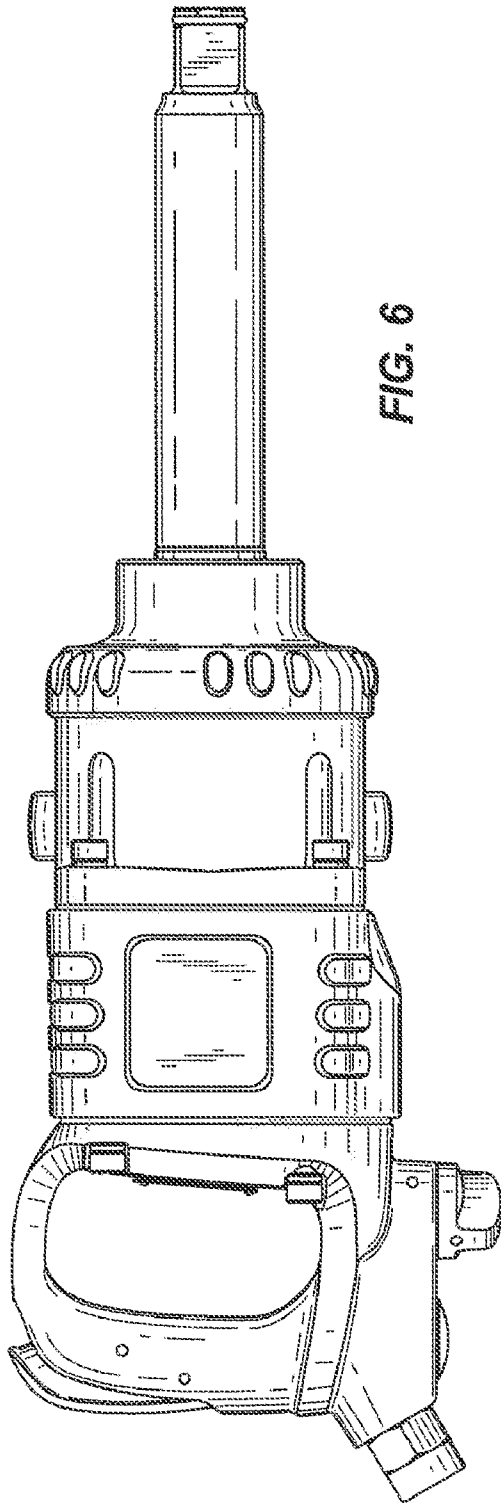


FIG. 6

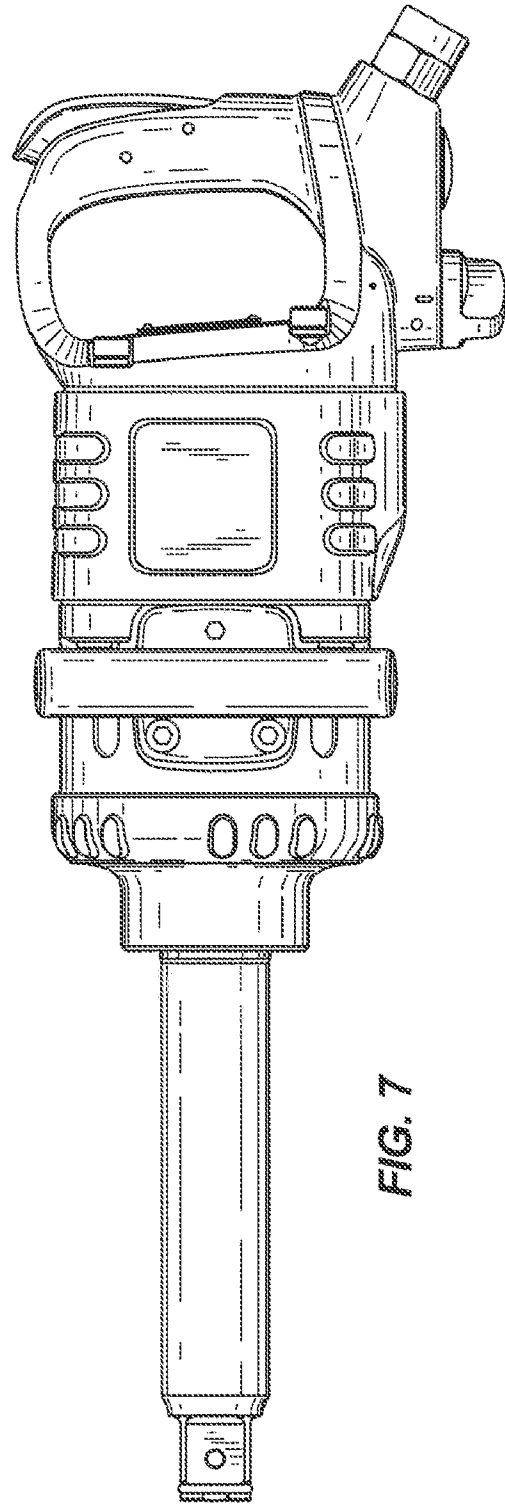


FIG. 7