



US00D578613S

(12) **United States Design Patent**
Williams

(10) **Patent No.:** **US D578,613 S**

(45) **Date of Patent:** **** Oct. 14, 2008**

- (54) **FAUCET BODY AND SPOUT**
- (75) Inventor: **Emilie Williams**, Chicago, IL (US)
- (73) Assignee: **Masco Corporation of Indiana**, Indianapolis, IN (US)
- (**) Term: **14 Years**
- (21) Appl. No.: **29/306,098**
- (22) Filed: **Apr. 2, 2008**

D471,254 S *	3/2003	Bonnell et al.	D23/238
D473,929 S *	4/2003	Warszawsky et al.	D23/238
D510,979 S *	10/2005	Kulig	D23/238
D523,535 S *	6/2006	Fritz	D23/255
D529,991 S *	10/2006	Egli et al.	D23/238
D534,624 S *	1/2007	Koury et al.	D23/238
D551,323 S *	9/2007	Krumpe et al.	D23/238

* cited by examiner

Primary Examiner—Robert A. Delehanty
Assistant Examiner—Mark Cavanna
 (74) *Attorney, Agent, or Firm*—Leon E. Redman; Lloyd D. Doigan

Related U.S. Application Data

- (63) Continuation of application No. 29/279,432, filed on May 1, 2007, now Pat. No. Des. 569,950.

- (51) **LOC (8) Cl.** **23-01**
- (52) **U.S. Cl.** **D23/238**
- (58) **Field of Classification Search** D23/200, D23/238-257; D6/512, 546, 550; D8/300, D8/307-308, 310-312, 321; 4/675-678; 137/801; 16/110.1, 441

See application file for complete search history.

(56) **References Cited**

U.S. PATENT DOCUMENTS

D349,326 S *	8/1994	Bollenbacher	D23/238
D409,726 S *	5/1999	Formgren	D23/238
D420,430 S *	2/2000	Lobermeier	D23/238
D468,399 S *	1/2003	Bouilloux et al.	D23/238
D470,917 S *	2/2003	Friedrich	D23/238

(57) **CLAIM**

The ornamental design for a faucet body and spout, as shown and described.

DESCRIPTION

FIG. 1 is a front perspective view of a faucet body and spout showing my new design;

FIG. 2 is a front elevational view thereof;

FIG. 3 is a rear elevational view thereof;

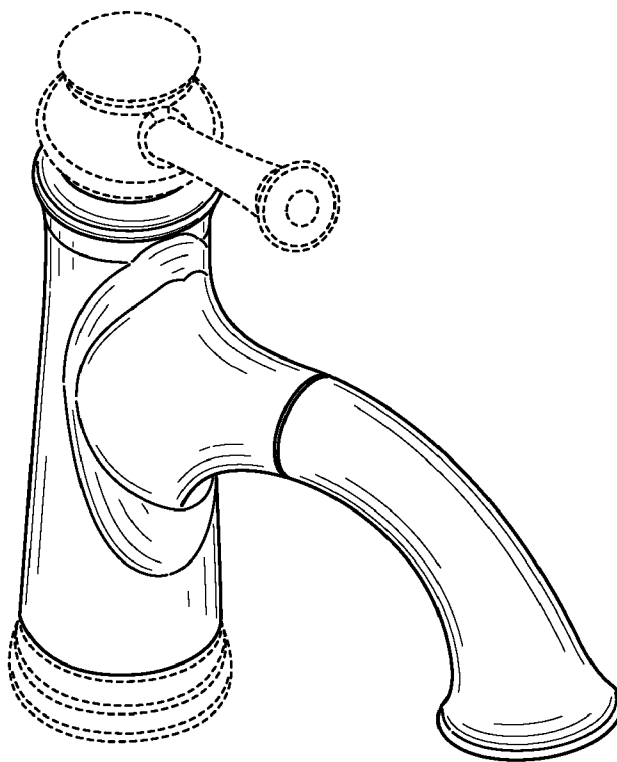
FIG. 4 is a top plan view thereof;

FIG. 5 is a left side elevational view thereof; and,

FIG. 6 is a right side elevational view thereof.

The broken lines in the Figures are for illustrative purposes only and form no part of the claimed design.

1 Claim, 5 Drawing Sheets



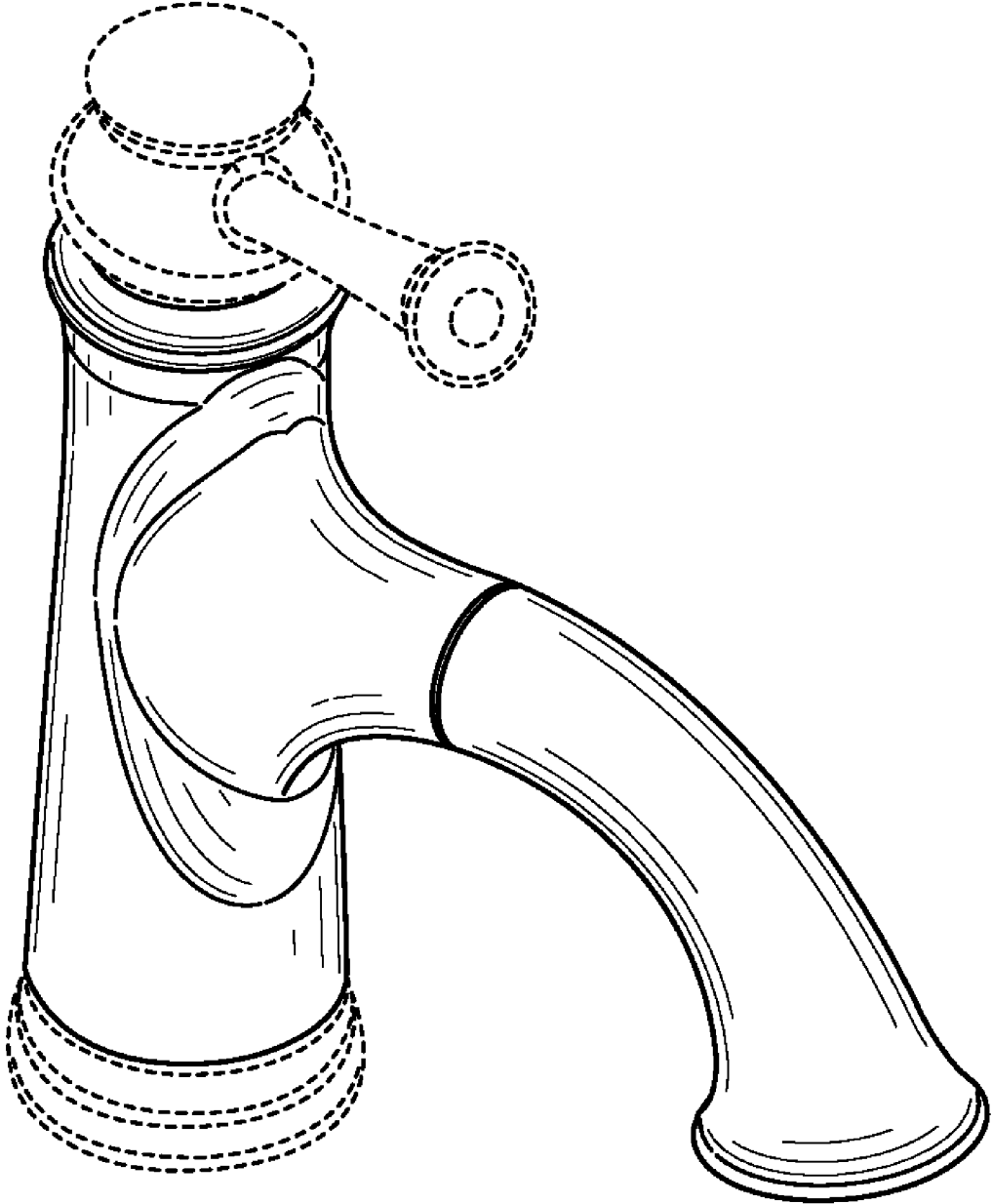


FIG. 1




FIG. 2

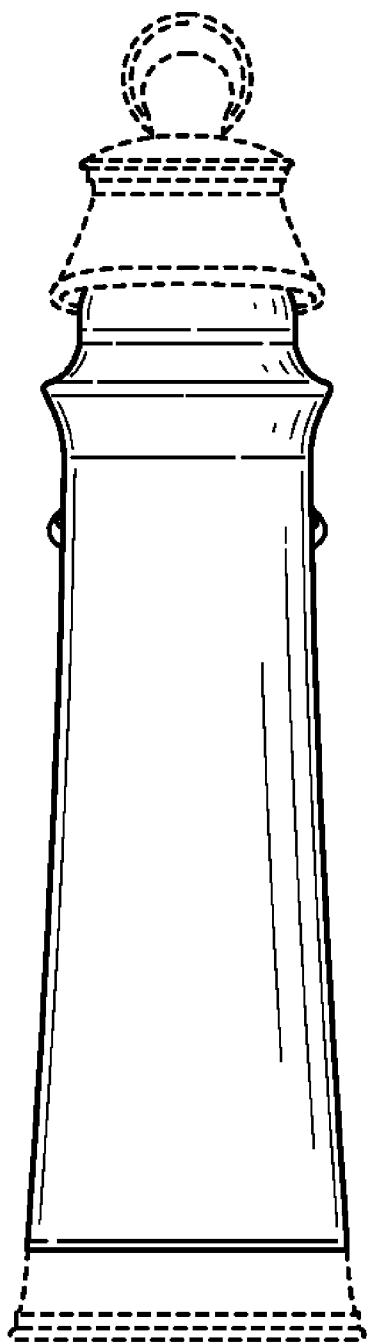


FIG. 3

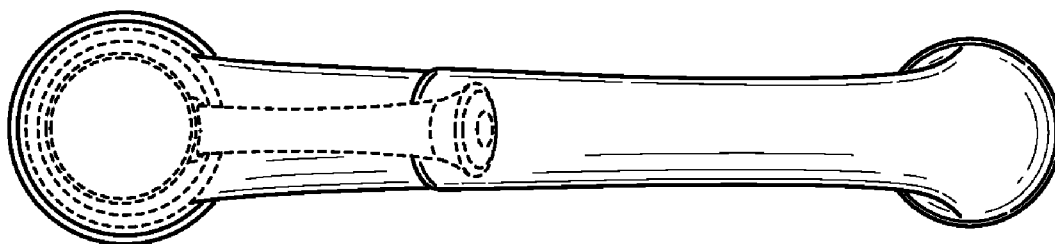


FIG. 4

