



US00D866282S

(12) **United States Design Patent**
Ozeki et al.

(10) **Patent No.:** **US D866,282 S**

(45) **Date of Patent:** **** Nov. 12, 2019**

(54) **NOZZLE HOOK**

(71) Applicant: **Tatsuno Corporation**, Tokyo (JP)

(72) Inventors: **Takeshi Ozeki**, Tokyo (JP); **Norikazu Osawa**, Tokyo (JP); **Masahiro Takezawa**, Tokyo (JP); **Makoto Arai**, Tokyo (JP); **Kanan Matsuda**, Tokyo (JP)

(73) Assignee: **Tatsuno Corporation**, Tokyo (JP)

(**) Term: **15 Years**

(21) Appl. No.: **29/686,802**

(22) Filed: **Apr. 8, 2019**

(51) **LOC (12) Cl.** **08-05**

(52) **U.S. Cl.**

USPC **D8/71; D8/356**

(58) **Field of Classification Search**

USPC D8/349, 380, 354, 71, 373, 356; D15/7, D15/9.1; D23/223, 221, 213

CPC B67D 7/08

See application file for complete search history.

(56) **References Cited**

U.S. PATENT DOCUMENTS

8,668,178 B2 * 3/2014 Ziaylek F17C 13/084
224/570
9,770,141 B2 * 9/2017 Wegelin A47K 5/1205

D814,270 S * 4/2018 Stoll D8/356
10,039,423 B2 * 8/2018 Schultz A47K 5/1207
D849,058 S * 5/2019 Ozeki D15/9.1
2012/0181405 A1 * 7/2012 Zlatic A47G 23/0225
248/313

* cited by examiner

Primary Examiner — Keli L Hill

Assistant Examiner — Harold E Blackwell, II

(74) *Attorney, Agent, or Firm* — Stetina Brunda Garred & Brucker

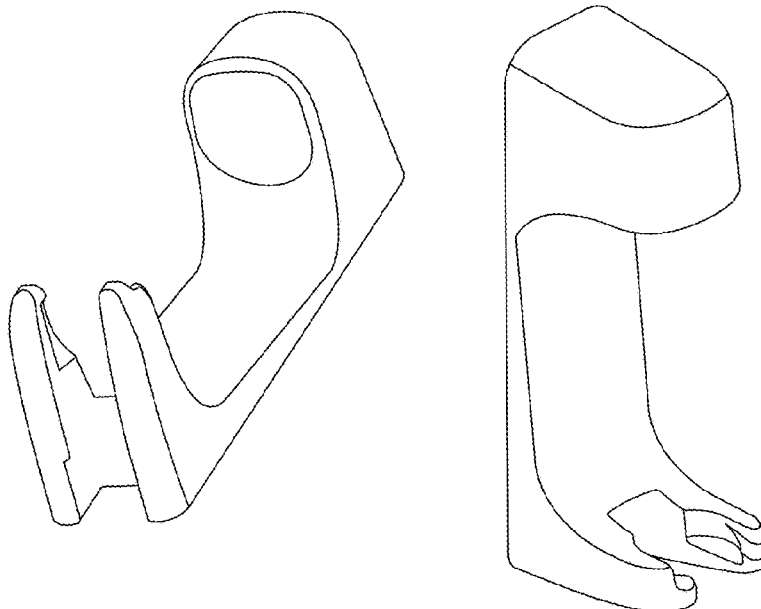
(57) **CLAIM**

The ornamental design for a nozzle hook, as shown and described.

DESCRIPTION

FIG. 1 is a front elevational view of the nozzle hook of the present invention showing our new design;
FIG. 2 is a right side elevational view thereof;
FIG. 3 is a rear elevational view thereof, the left side elevational view being a mirror image of the right side elevational view;
FIG. 4 is a top plan view thereof;
FIG. 5 is a bottom plan view thereof;
FIG. 6 is a top, right perspective view thereof;
FIG. 7 is a bottom, right perspective view thereof; and,
FIG. 8 is a top, left perspective view thereof.

1 Claim, 6 Drawing Sheets






Figure 1

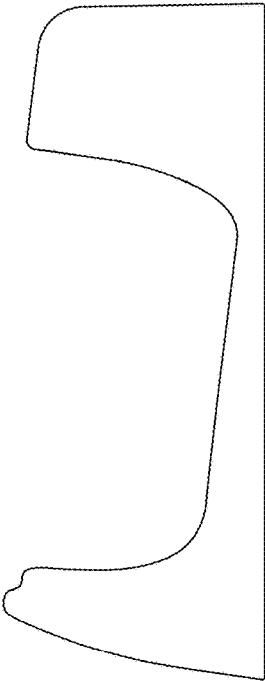


Figure 2




Figure 3

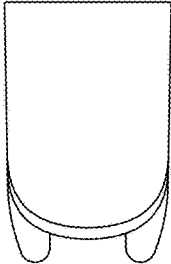


Figure 4

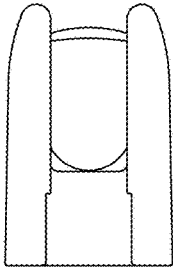


Figure 5

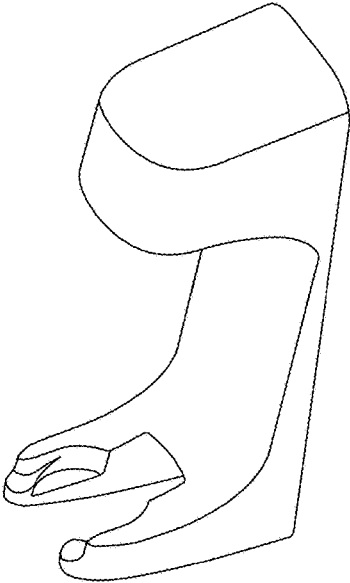


Figure 6




Figure 7

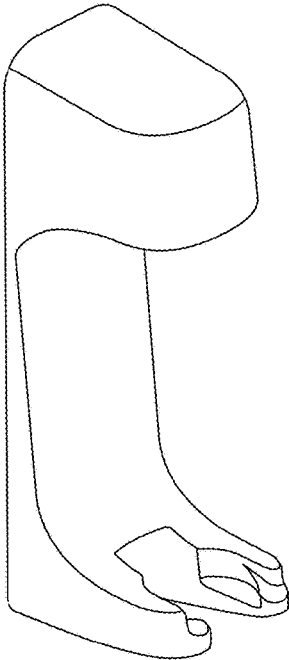


Figure 8