



US00D569713S

(12) **United States Design Patent**
Sandidge

(10) **Patent No.:** **US D569,713 S**

(45) **Date of Patent:** **** May 27, 2008**

(54) **BAR MOUNT**

(76) Inventor: **John Sandidge**, 41 N. Church St.,
Murphy, NC (US) 28906

(**) Term: **14 Years**

(21) Appl. No.: **29/288,754**

(22) Filed: **Jun. 20, 2007**

(51) **LOC (8) Cl.** **08-05**

(52) **U.S. Cl.** **D8/363**

(58) **Field of Classification Search** D8/363,
D8/376; D6/549, 524; 16/87.2; 248/262,
248/268, 231.9

See application file for complete search history.

(56) **References Cited**

U.S. PATENT DOCUMENTS

942,564	A	12/1909	Ireland	
1,824,385	A *	9/1931	Wintrob	160/370
D204,057	S *	3/1966	Logan et al.	D8/363
D216,458	S *	1/1970	Nestrock	D8/363
3,968,524	A	7/1976	Zentman	
4,398,639	A	8/1983	Daniels	
D429,998	S *	8/2000	Snell	D8/363
6,507,960	B1	1/2003	Kelly	
D498,624	S *	11/2004	Chen	D6/524
D506,920	S *	7/2005	Taylor	D8/376
D537,668	S *	3/2007	Murray	D6/550
D552,903	S *	10/2007	Bitterman	D6/524
2007/0061959	A1	3/2007	Berlovan	

* cited by examiner

Primary Examiner—Holly H Baynham

(74) *Attorney, Agent, or Firm*—Carter & Schnedler, P.A.

(57) **CLAIM**

The ornamental design for a bar mount, as shown and described.

DESCRIPTION

FIG. 1 is a perspective view of a bar mount in accordance with my new design, with the second bar mount and a partial bar shown in broken lines to illustrate environment and forming no part of the claimed design;

FIG. 2 is another perspective view of the bar mount shown in FIG. 1;

FIG. 3 is a side elevational view of the bar mount shown in FIG. 1;

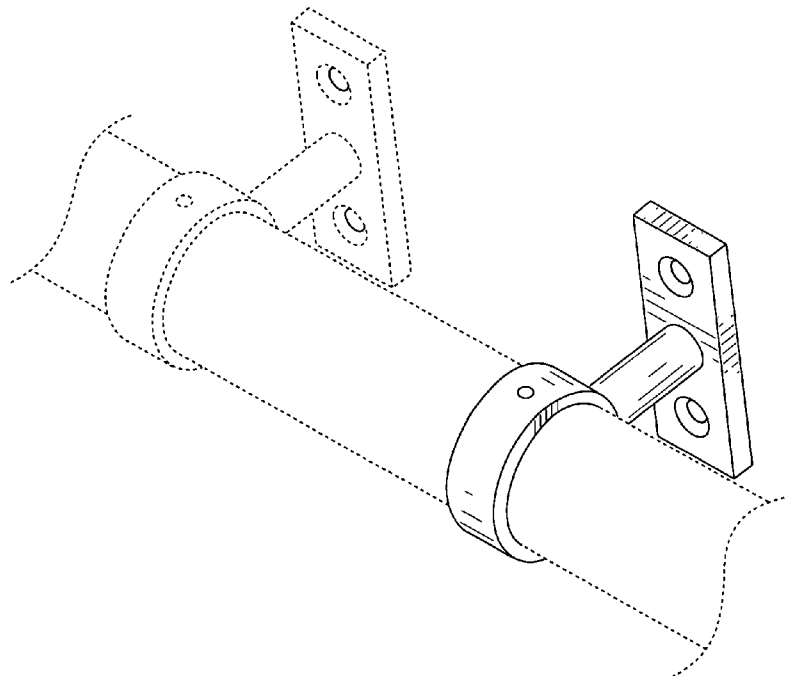
FIG. 4 is an anterior elevational view of the bar mount shown in FIG. 1;

FIG. 5 is a posterior elevational view of the bar mount shown in FIG. 1;

FIG. 6 is a top plan view of the bar mount shown in FIG. 1; and,

FIG. 7 is a bottom plan view of the bar mount shown in FIG. 1.

1 Claim, 5 Drawing Sheets



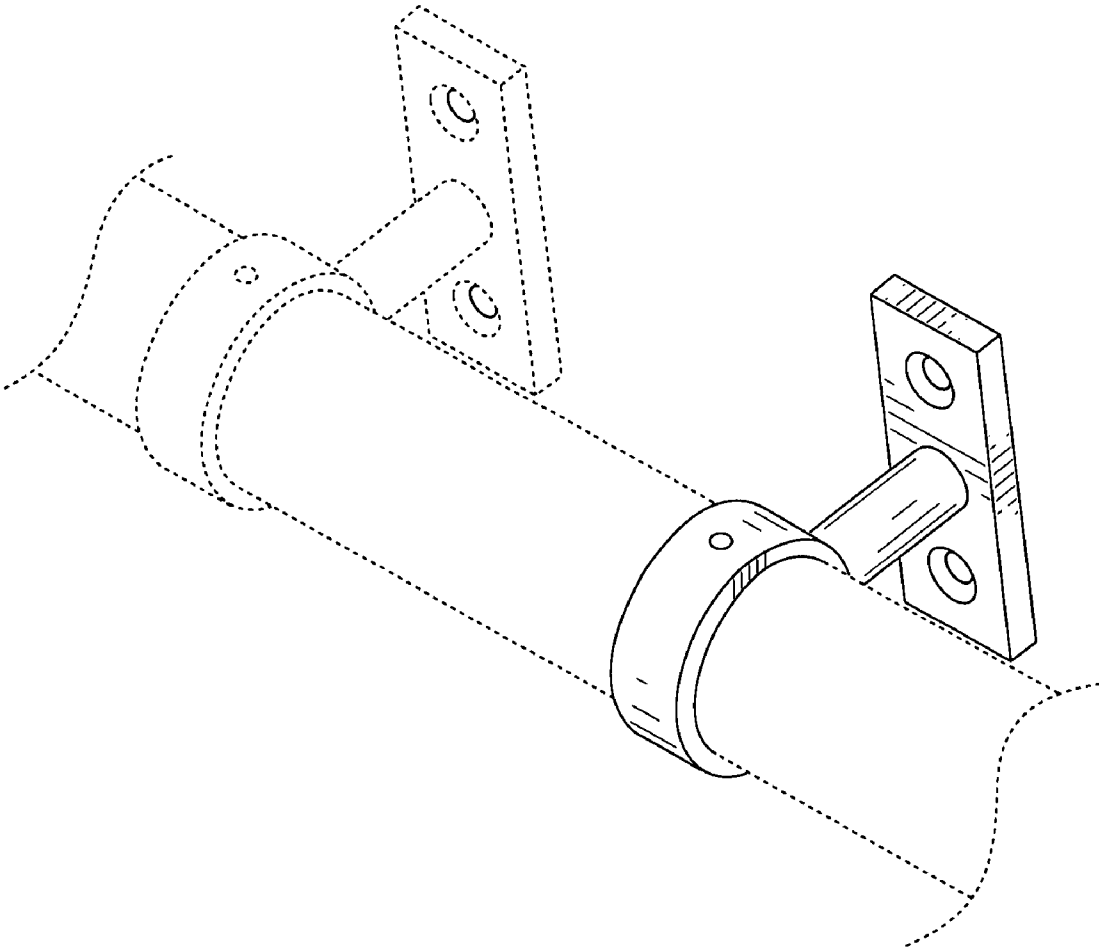


FIG. 1

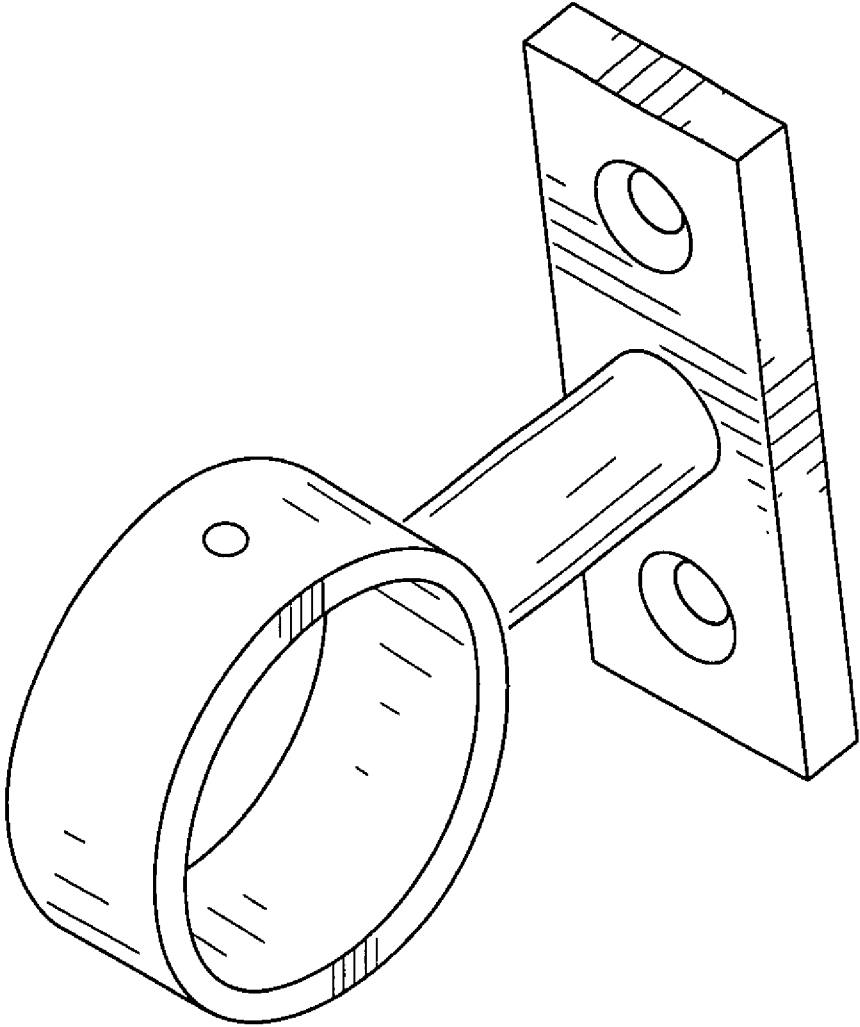


FIG. 2

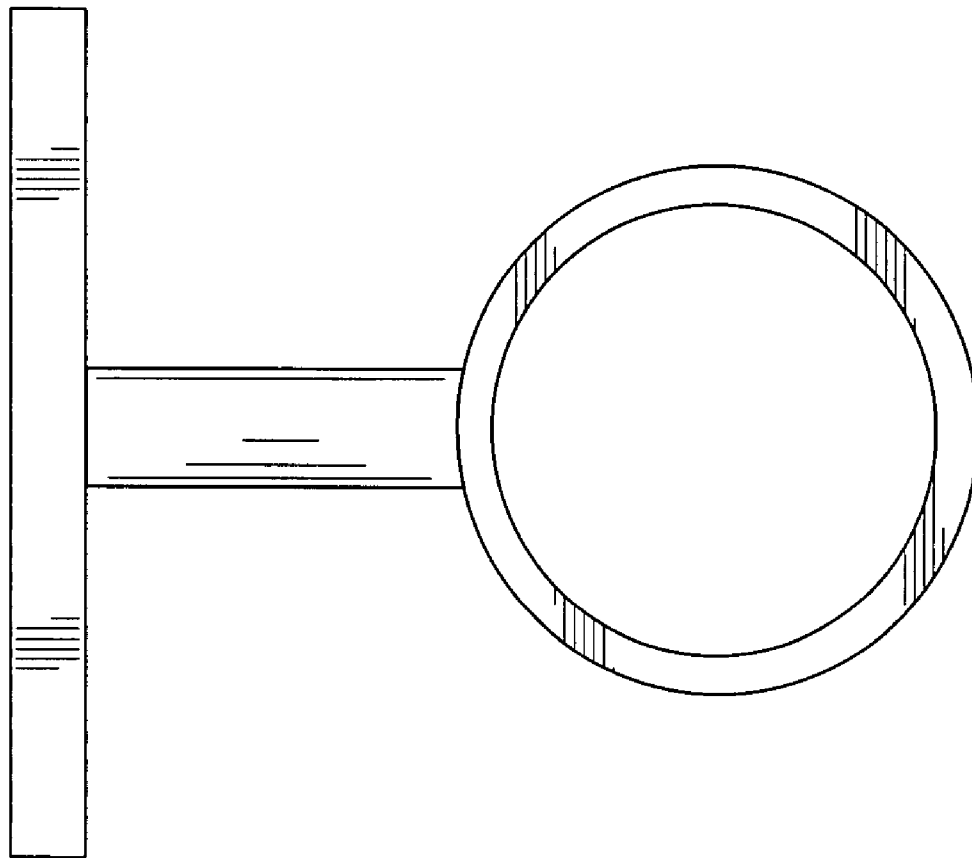


FIG. 3




FIG. 4

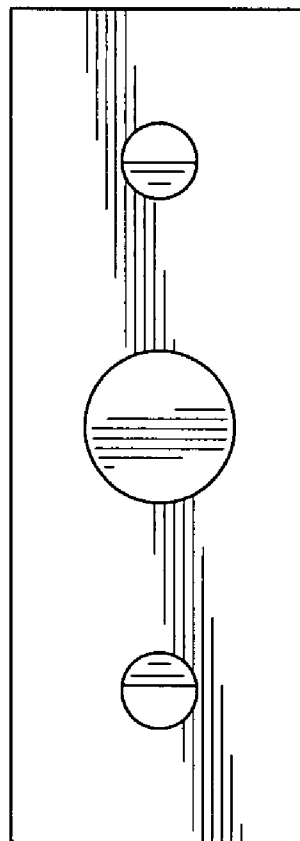


FIG. 5




FIG. 6

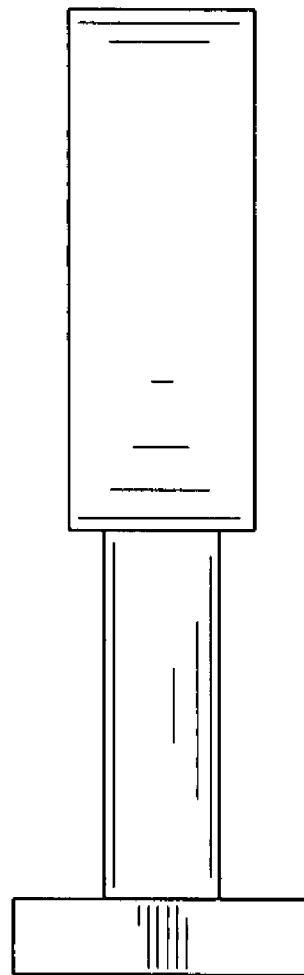


FIG. 7