



US00D761563S

(12) **United States Design Patent**
Requa

(10) **Patent No.:** **US D761,563 S**

(45) **Date of Patent:** **** Jul. 19, 2016**

(54) **MODULAR WALLET**

(74) *Attorney, Agent, or Firm* — QuickPatents, LLC; Kevin Prince

(71) Applicant: **James Requa**, Los Angeles, CA (US)

(72) Inventor: **James Requa**, Los Angeles, CA (US)

(57) **CLAIM**

I claim the ornamental design for a modular wallet, as shown and described.

(**) Term: **14 Years**

DESCRIPTION

(21) Appl. No.: **29/518,644**

FIG. 1 is a perspective view of a modular wallet, showing my new design in a folded position;
FIG. 2 is a right-side elevational view of FIG. 1;
FIG. 3 is a left-side elevational view of FIG. 1;
FIG. 4 is a front elevational view of FIG. 1;
FIG. 5 is a rear elevational view of FIG. 1;
FIG. 6 is a top plan view of FIG. 1;
FIG. 7 is a bottom plan view of FIG. 1;
FIG. 8 is a perspective view thereof, illustrated in an unfolded position;

(22) Filed: **Feb. 25, 2015**

(51) **LOC (10) Cl.** **03-01**

(52) **U.S. Cl.**
USPC **D3/249**

(58) **Field of Classification Search**
USPC D3/247, 249–253
CPC A45C 1/06; A45C 3/08
See application file for complete search history.

FIG. 9 is a front elevational view of FIG. 8;
FIG. 10 is a rear elevational view of FIG. 8;
FIG. 11 is a right-side elevational view of FIG. 8;
FIG. 12 is a left-side elevational view of FIG. 8;
FIG. 13 is a top plan view of FIG. 8; and,
FIG. 14 is a bottom plan view of FIG. 8.

(56) **References Cited**

U.S. PATENT DOCUMENTS

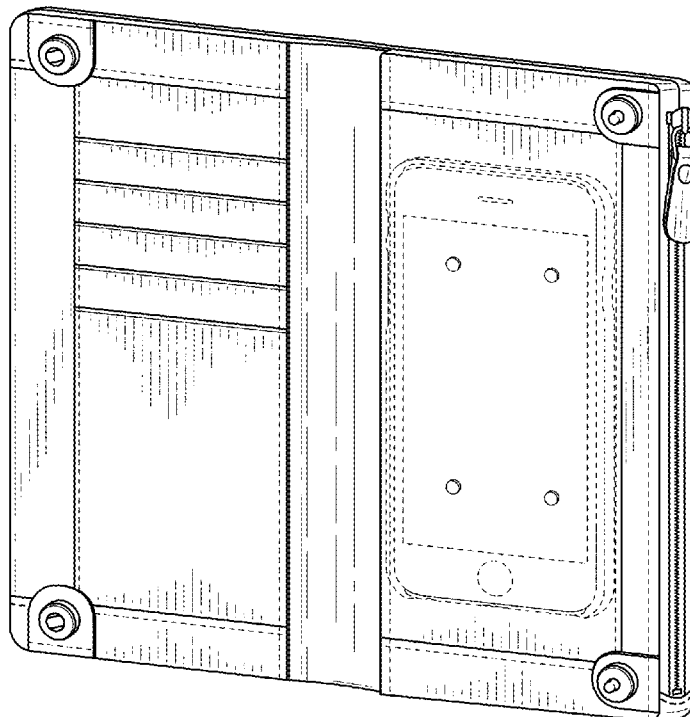

D345,254 S *	3/1994	Bodden	D3/243
D388,250 S *	12/1997	Robinson	D3/232
D393,947 S *	5/1998	Alves	D3/201
D584,895 S *	1/2009	Holzner	D3/247
D742,115 S *	11/2015	Besner	D3/249

The broken lines showing a phone case in FIG. 8 depict environmental matter and form no part of the claimed design. The remaining broken lines represent stitching, and are part of the claimed design.

* cited by examiner

Primary Examiner — Holly Baynham

1 Claim, 5 Drawing Sheets






FIG. 1



FIG. 2




FIG. 3

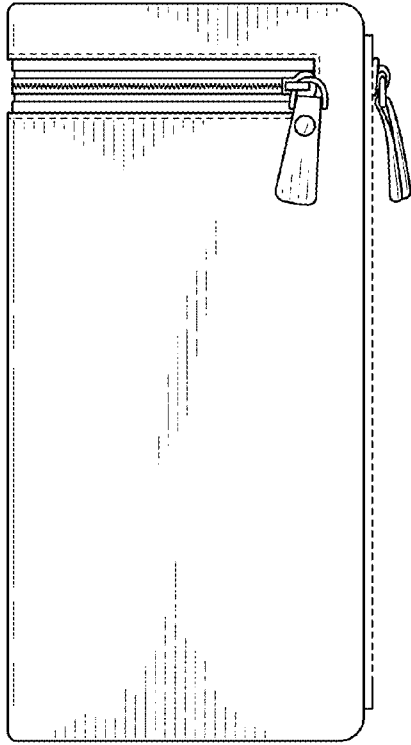


FIG. 4




FIG. 5

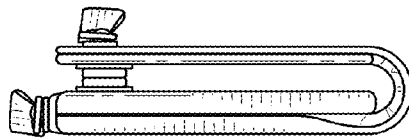


FIG. 6

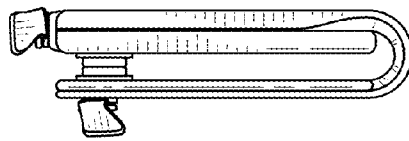


FIG. 7

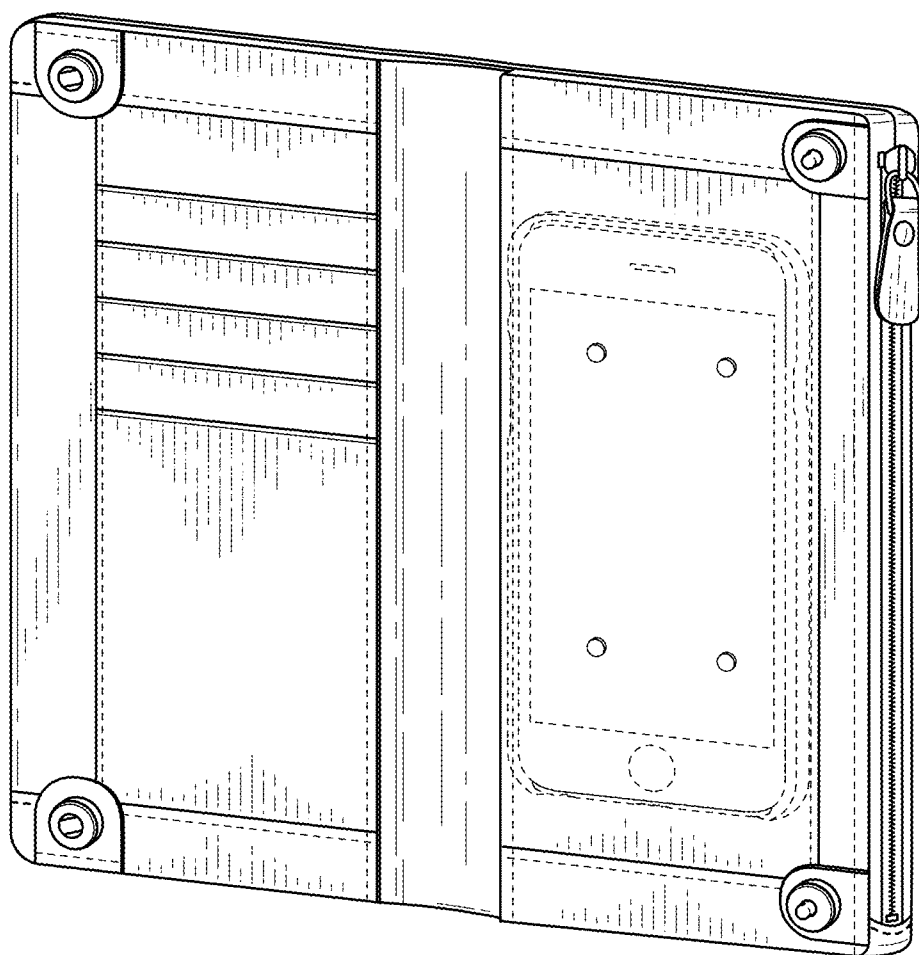


FIG. 8

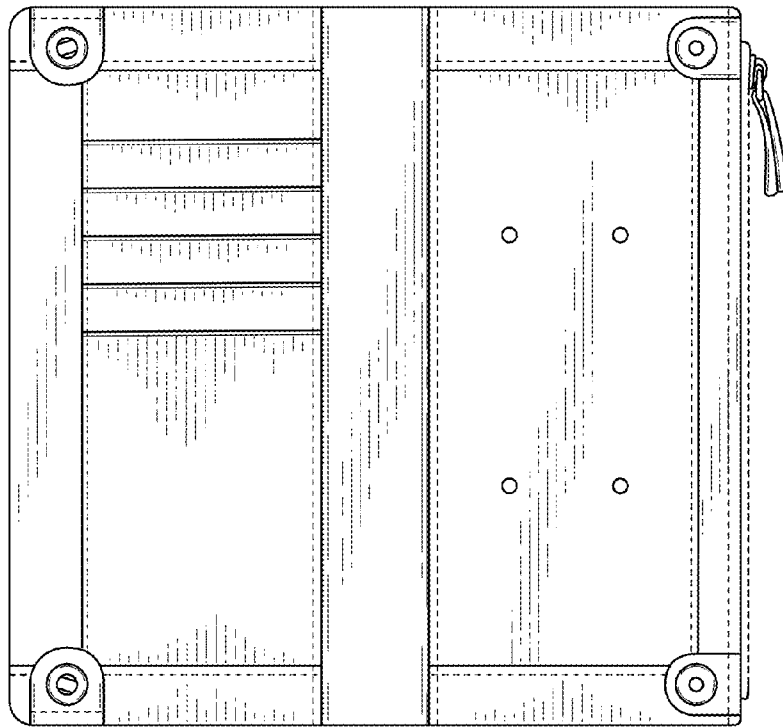


FIG. 9

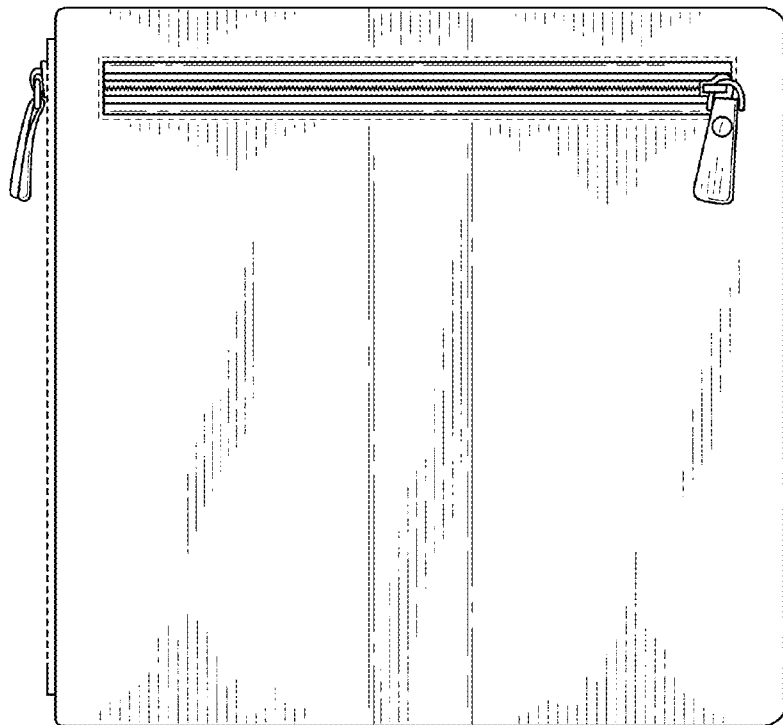


FIG. 10

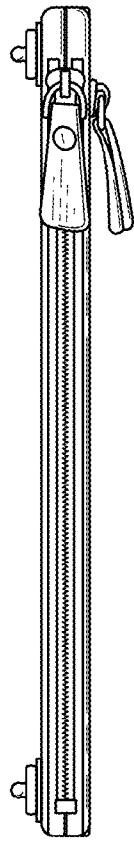


FIG. 11

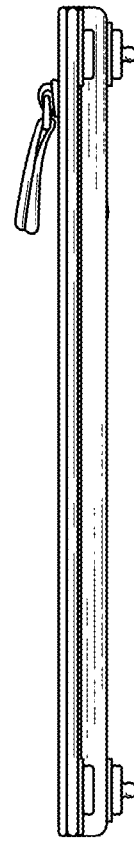


FIG. 12

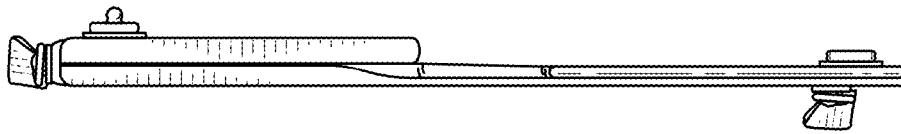


FIG. 13

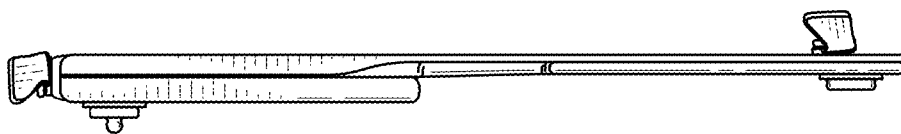


FIG. 14