



(12) **United States Design Patent**
Thorne et al.

(10) **Patent No.:** **US D939,678 S**
(45) **Date of Patent:** **** Dec. 28, 2021**

- (54) **LAVATORY BASIN**
- (71) Applicant: **Bradley Fixtures Corporation**,
Menomonee Falls, WI (US)
- (72) Inventors: **Scott Joseph Thorne**, Chicago, IL
(US); **Hyunchul Kim**, Chicago, IL
(US); **William L. Haas**, Richfield, WI
(US); **Cassandra Anne Schneider**,
Oconomowoc, WI (US)
- (73) Assignee: **Bradley Fixtures Corporation**,
Menomonee Falls, WI (US)
- (**) Term: **15 Years**
- (21) Appl. No.: **29/728,123**
- (22) Filed: **Mar. 16, 2020**
- (51) **LOC (13) Cl.** **23-02**
- (52) **U.S. Cl.**
USPC **D23/290**
- (58) **Field of Classification Search**
USPC D23/284, 286–287, 290, 292, 293.1, 308
CPC A47K 1/04; A47B 77/06
See application file for complete search history.

D810,897		2/2018	Streng	
D813,996	*	3/2018	Wieser	D23/284
D814,613		4/2018	Taylor et al.	
D823,445		6/2018	Adkison	
D825,038		8/2018	Corpuz	
D841,785		2/2019	Adkison et al.	
D849,213		5/2019	Wano	
RE47,467	*	7/2019	Bartlett	A47K 1/04 D23/290

(Continued)

Primary Examiner — Robert A Delehanty
(74) *Attorney, Agent, or Firm* — Boyle Fredrickson, S.C.

(57) **CLAIM**

The ornamental design for a lavatory basin, substantially as shown and described.

DESCRIPTION

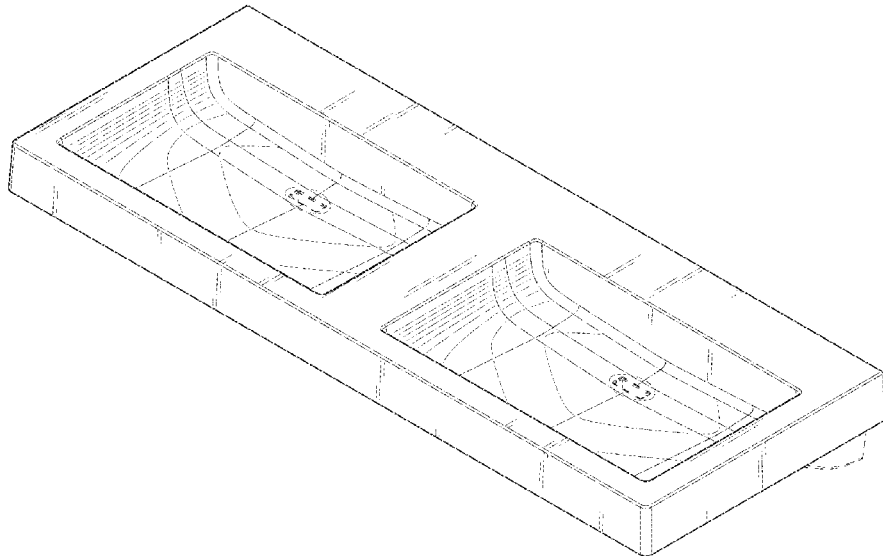
FIG. 1 is a front, raised perspective view of a lavatory basin according to the invention;
 FIG. 2 is a front view of the lavatory basin according to FIG. 1;
 FIG. 3 is a rear view of the lavatory system according to FIG. 1;
 FIG. 4 is a left side view of the lavatory system according to FIG. 1;
 FIG. 5 is a right side view of the lavatory system according to FIG. 1;
 FIG. 6 is a top view of the lavatory system according to FIG. 1;
 FIG. 7 is a bottom view of the lavatory system according to FIG. 1; and,
 FIG. 8 is a cross-sectional view of the lavatory system according to FIG. 6 taken along line 8-8.
 The broken lines shown in the drawings form no part of the claimed design. The surface shading illustrated in the drawings is provided merely to highlight the contour of the design and is not part of the claimed design. All surfaces not shown form no part of the claimed design.

1 Claim, 7 Drawing Sheets

(56) **References Cited**

U.S. PATENT DOCUMENTS

D659,811	*	5/2012	Licini	D23/293.1
D697,185		1/2014	Spangler	
D700,686		3/2014	Spangler	
D710,978		8/2014	Spangler	
D721,426	*	1/2015	Bartlett	D23/290
D735,837	*	8/2015	Bartlett	D23/290
D745,120		12/2015	Adkison et al.	
D745,122		12/2015	Schonherr et al.	
D745,951		12/2015	Schonherr et al.	
D803,996		11/2017	Brandli	
D804,621		12/2017	Brandli	
D809,634		2/2018	Brandli	
D810,896		2/2018	Streng	



(56)

References Cited

U.S. PATENT DOCUMENTS

D861,143		9/2019	Taylor et al.	
D865,923	*	11/2019	Wieser	D23/284
D869,622	*	12/2019	Streng	D23/290
D869,623		12/2019	Belozerova et al.	
D890,311	*	7/2020	Belozerova	D23/290

* cited by examiner

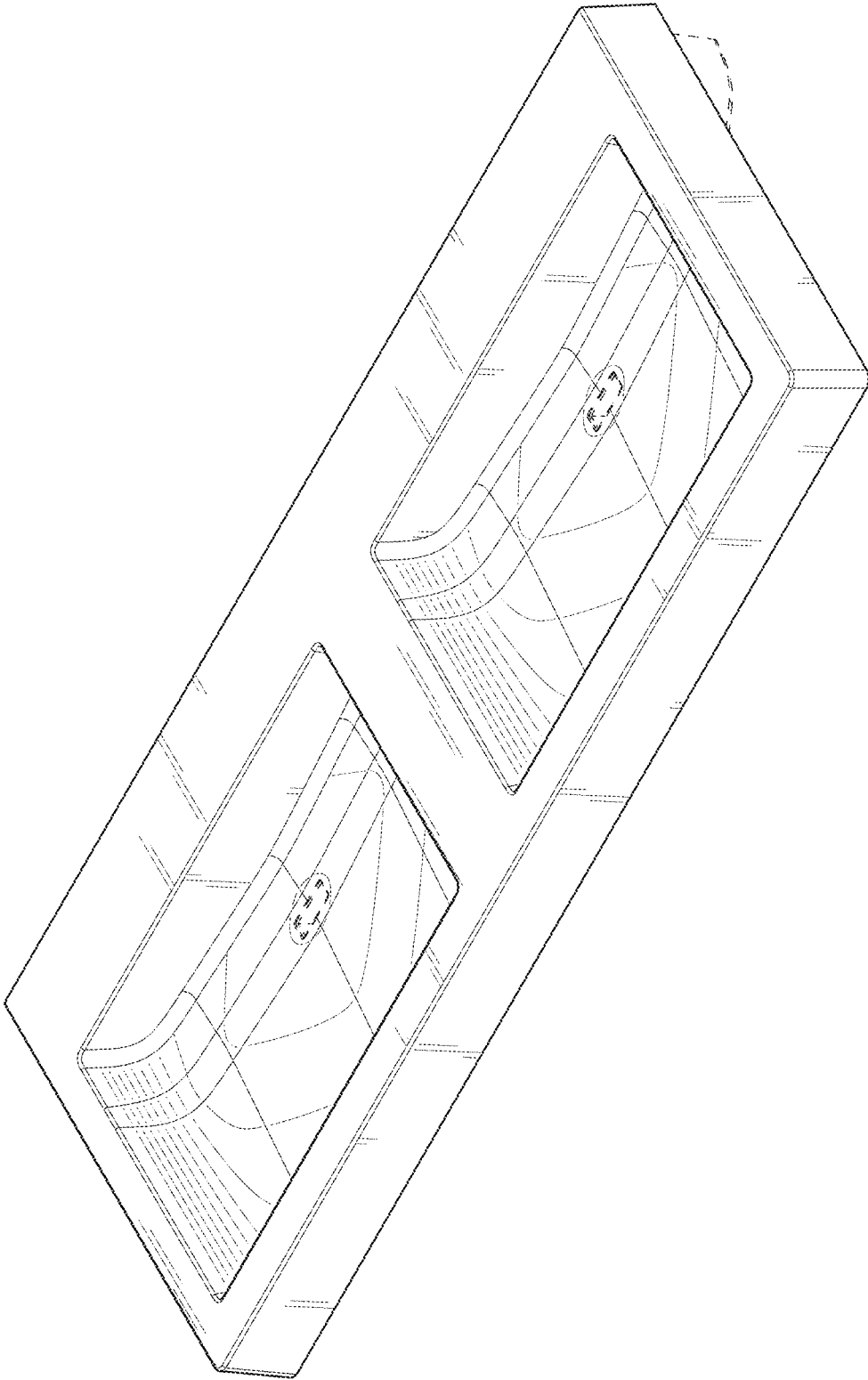


FIG. 1




FIG. 2




FIG. 3

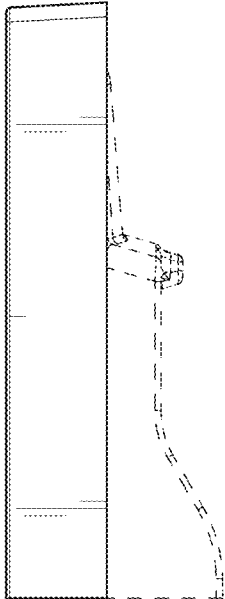


FIG. 5

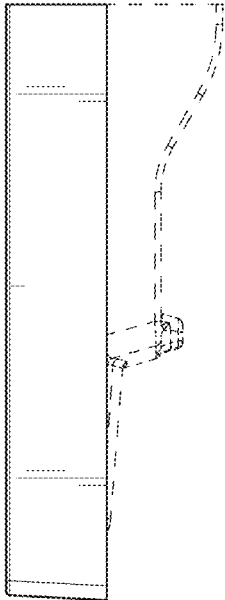


FIG. 4

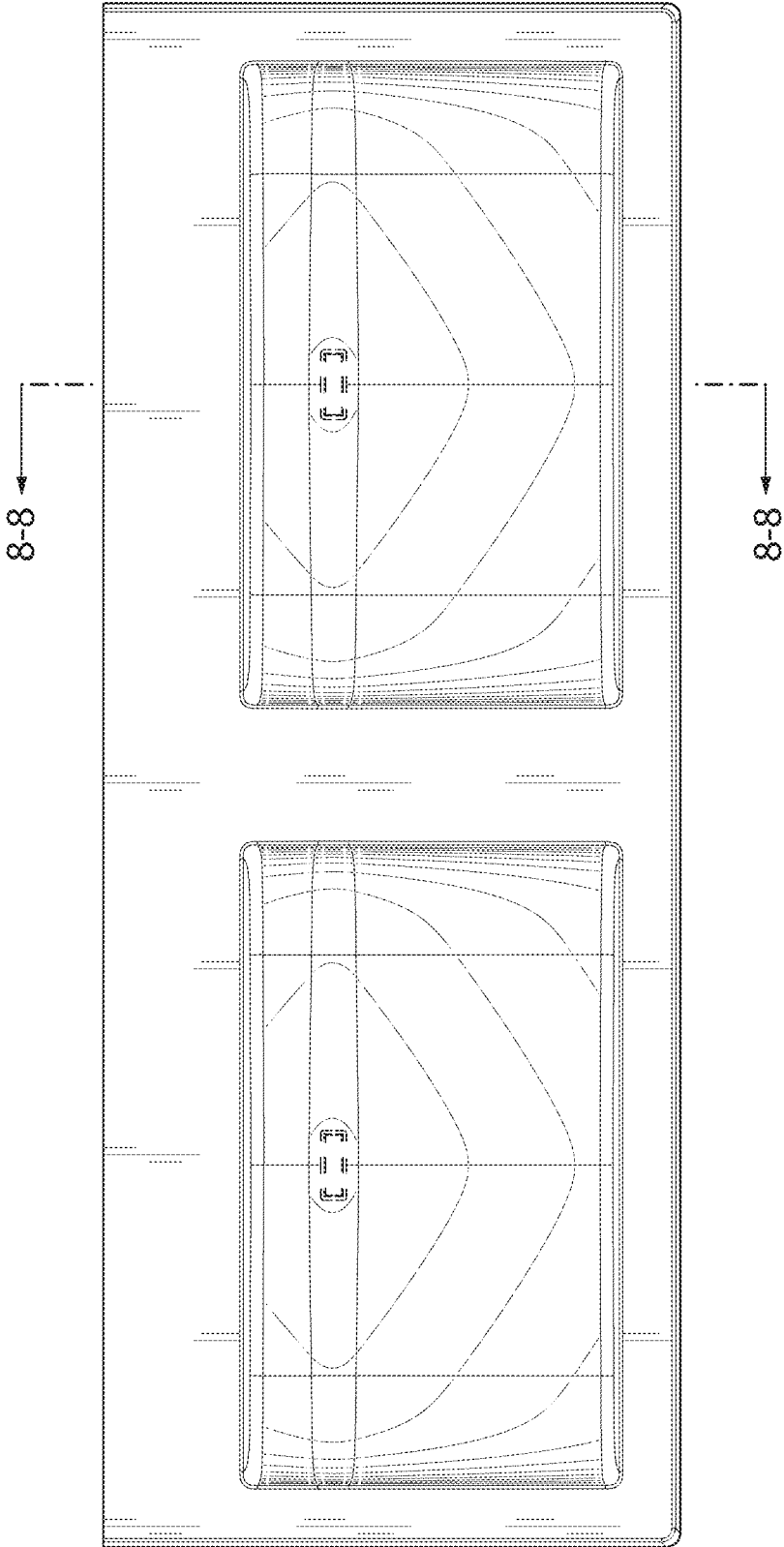


FIG. 6

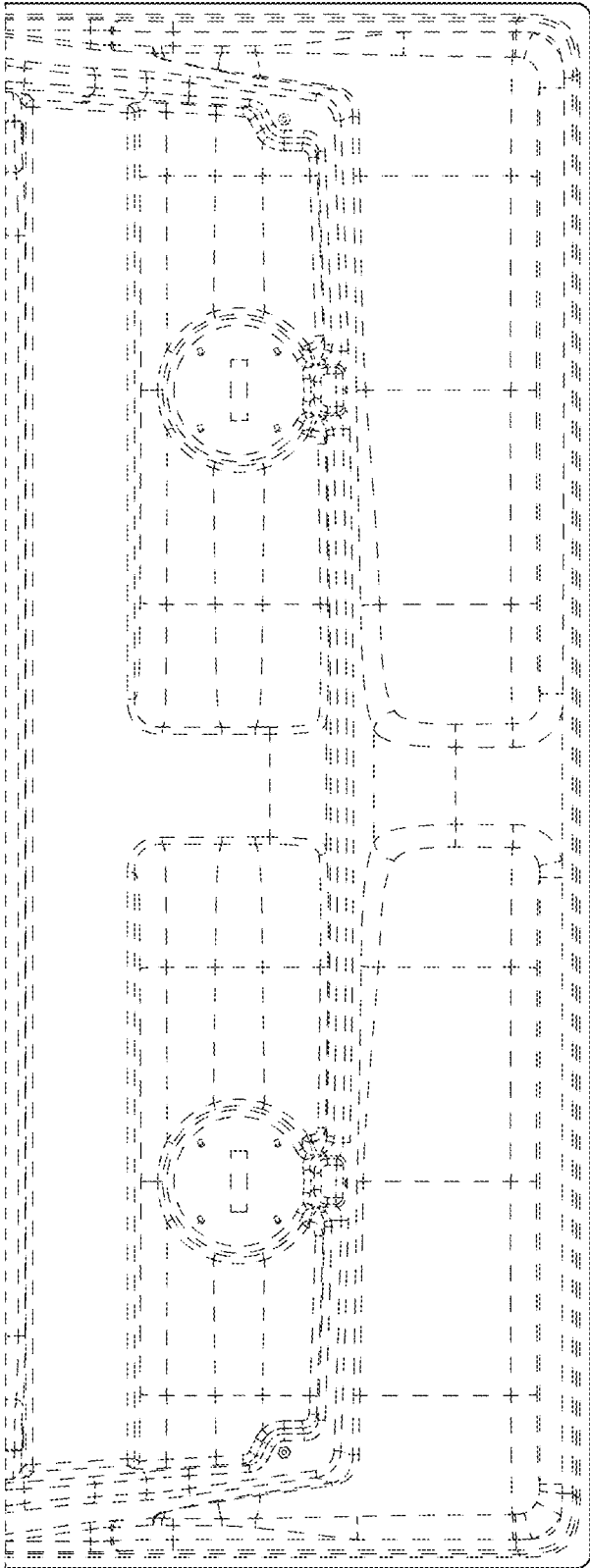


FIG. 7

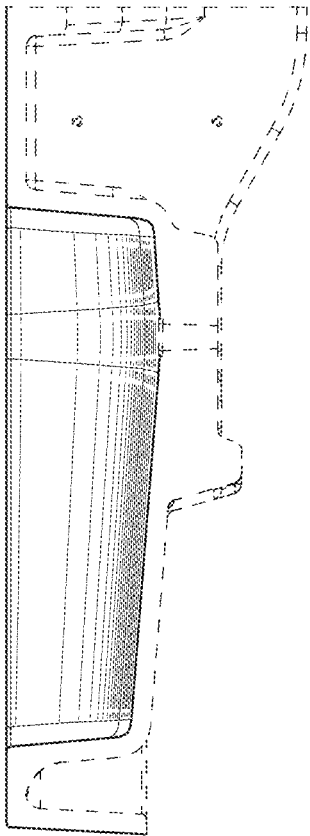


FIG. 8