



US00D392612S

United States Patent [19]

[11] Patent Number: Des. 392,612

Jonasson et al.

[45] Date of Patent: **Mar. 24, 1998

[54] WIPER BLADE

[76] Inventors: **Hans Jonasson**, Rubinvägen 29, 852 39 Sundsvall; **Verner Andersson**, Box 134, 824 23 Hudiksvall, both of Sweden

[**] Term: **14 Years**

[21] Appl. No.: **64,108**

[22] Filed: **Dec. 23, 1996**

[51] LOC (6) CL. **12-06**

[52] U.S. Cl. **D12/219**

[58] Field of Search D12/219, 220;
15/250.07, 250.35, 250.36, 250.41, 250.42,
250.32, 250.33, 250.01, 250.14, 250.451,
250.452, 250.453, 250.454

97 666	5/1938	Sweden .
133 096	8/1948	Sweden .
150 062	6/1953	Sweden .
149 063	9/1953	Sweden .
154 320	9/1954	Sweden .
165 236	9/1958	Sweden .
187 704	9/1963	Sweden .
197 191	12/1964	Sweden .
197 811	1/1965	Sweden .
300 563	4/1968	Sweden .
187 307	8/1993	Sweden .

Primary Examiner—Ralf Seifert
Attorney, Agent, or Firm—Fasht Law Firm

[57] CLAIM

The ornamental design of a wiper blade, as shown and described.

DESCRIPTION

FIG. 1 is a perspective view of a wiper blade showing my new design;
 FIG. 2 is a top view of the invention;
 FIG. 3 is a side plan view of the invention;
 FIG. 4 is a bottom view of the invention;
 FIG. 5 is a side plan view seen from the side opposite the side view shown in FIG. 3;
 FIG. 6 is an end plan view of the invention; and,
 FIG. 7 is an end plan view of the invention seen from the end opposite the end view shown in FIG. 6.

1 Claim, 3 Drawing Sheets

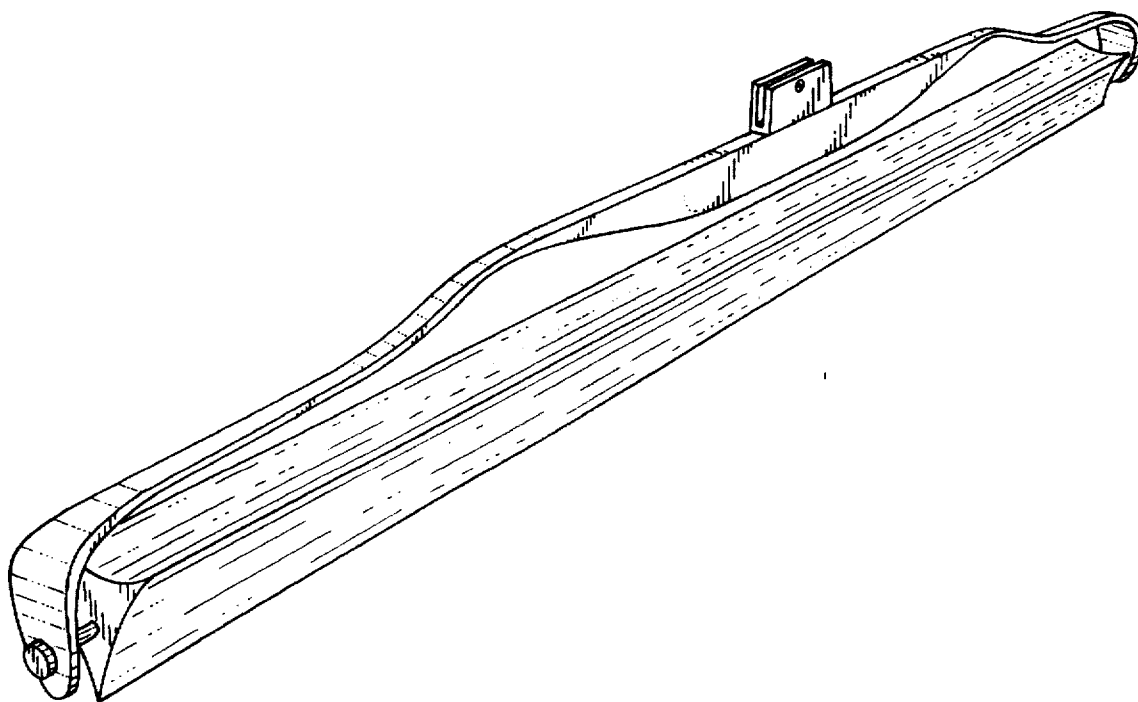
[56] References Cited

U.S. PATENT DOCUMENTS

D. 327,866	7/1992	Maubray	D12/220
D. 376,575	12/1996	Chen	D12/219
D. 379,613	6/1997	Chen	D12/219
5,170,527	12/1992	Lyon, II	15/250.42
5,383,249	1/1995	Yang	15/250.42

FOREIGN PATENT DOCUMENTS

1 099 375	2/1961	Germany .
81 149	12/1932	Sweden .
82 108	4/1933	Sweden .



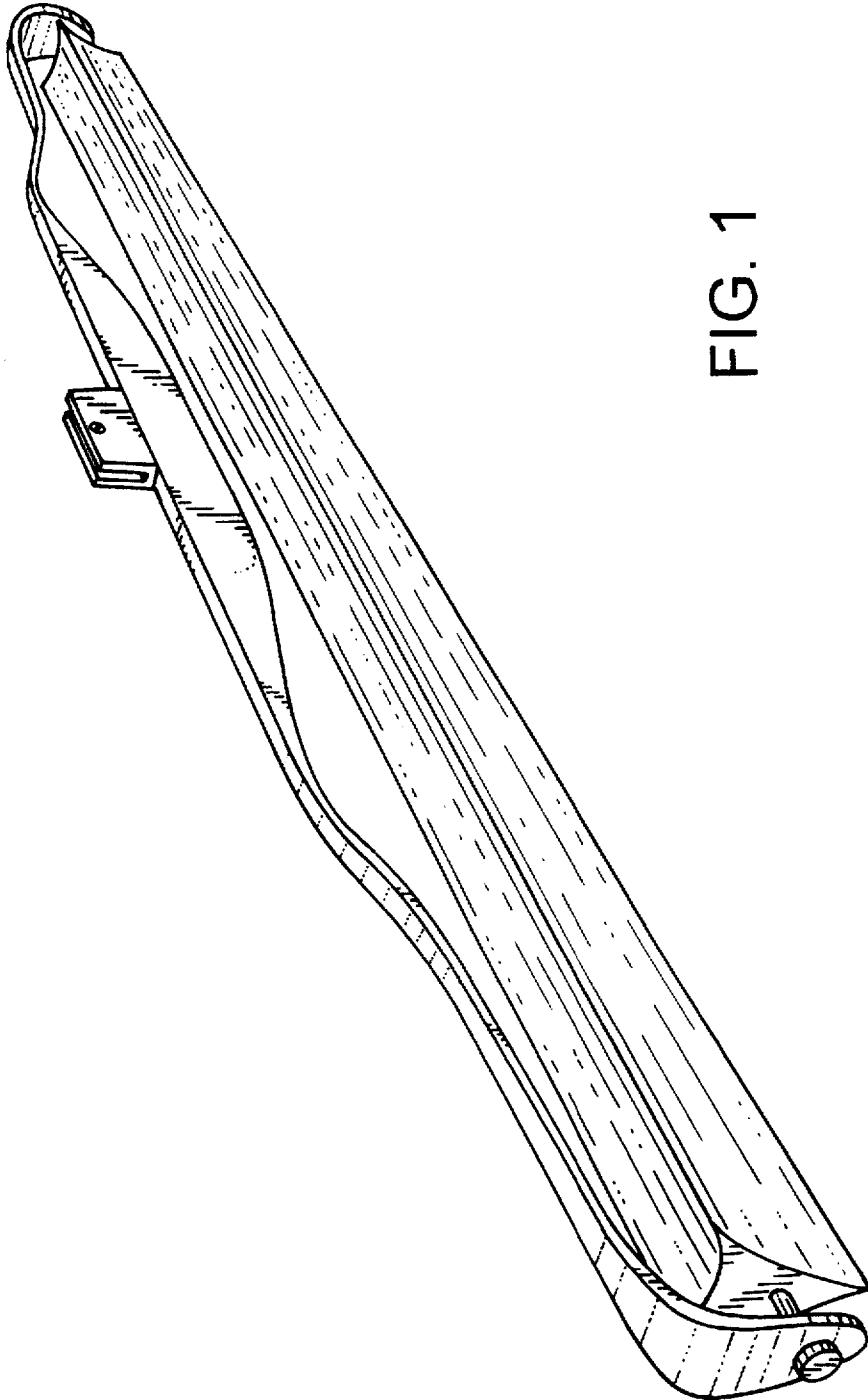


FIG. 1



FIG. 2

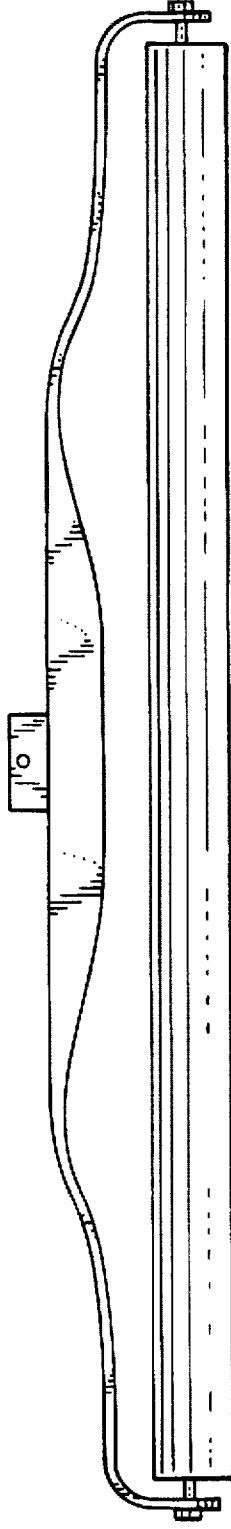


FIG. 3




FIG. 4

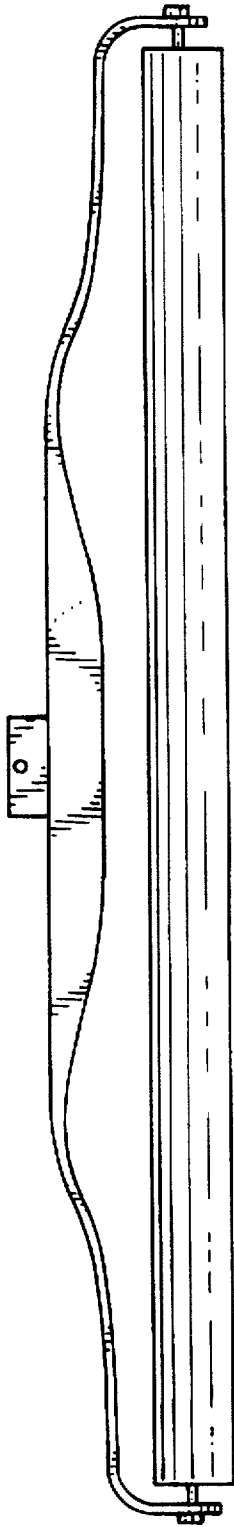


FIG. 5

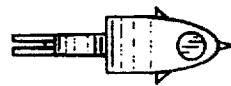


FIG. 6

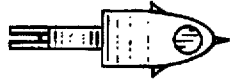


FIG. 7