



US00D729994S

(12) **United States Design Patent**  
**Kang et al.**

(10) **Patent No.:** **US D729,994 S**

(45) **Date of Patent:** **\*\* May 19, 2015**

(54) **WASHING MACHINE**

(71) Applicant: **Samsung Electronics Co., Ltd.**,  
Suwon-si (KR)

(72) Inventors: **Yoon Jong Kang**, Seoul (KR); **Seung Hwa Jeong**, Seoul (KR)

(73) Assignee: **Samsung Electronics Co., Ltd.**,  
Suwon-si (KR)

(\*\*) Term: **14 Years**

(21) Appl. No.: **29/480,536**

(22) Filed: **Jan. 27, 2014**

(30) **Foreign Application Priority Data**

Aug. 2, 2013 (KR) ..... 30-2013-0040144

(51) **LOC (10) Cl.** ..... **15-05**

(52) **U.S. Cl.**  
USPC ..... **D32/6**

(58) **Field of Classification Search**  
USPC ..... D32/1, 5-6, 8; 68/3 R, 5 R, 12.01, 12.08;  
34/87-88, 524, 534; 312/31  
See application file for complete search history.

(56) **References Cited**

**U.S. PATENT DOCUMENTS**

D181,379 S *	11/1957	Sundberg .....	D32/6
D422,387 S *	4/2000	Mutoh et al. ....	D32/25
D489,496 S *	5/2004	Sneddon .....	D32/6
D538,488 S *	3/2007	Carey et al. ....	D32/6
D556,394 S *	11/2007	Kim .....	D32/6

D571,964 S *	6/2008	Kim .....	D32/6
D575,012 S *	8/2008	Rossetto et al. ....	D32/6
D631,215 S *	1/2011	Song et al. ....	D32/6
D632,033 S *	2/2011	Song et al. ....	D32/6
D633,261 S *	2/2011	Song et al. ....	D32/6
D654,640 S *	2/2012	Song et al. ....	D32/6
D694,965 S *	12/2013	Lee et al. ....	D32/6
D701,656 S *	3/2014	Choi et al. ....	D32/6
D704,907 S *	5/2014	Yoo et al. ....	D32/6
2007/0113595 A1 *	5/2007	Harwood et al. ....	68/12.01
2013/0239626 A1 *	9/2013	Ekbundit .....	68/3 R

\* cited by examiner

*Primary Examiner* — T. Chase Nelson

*Assistant Examiner* — Michelle E Wilson

(74) *Attorney, Agent, or Firm* — NSIP Law

(57) **CLAIM**

The ornamental design for a washing machine, as shown and described.

**DESCRIPTION**

FIG. 1 is a front perspective view of a washing machine showing our new design;  
FIG. 2 is a front view thereof;  
FIG. 3 is a rear view thereof;  
FIG. 4 is a left-side view thereof;  
FIG. 5 is a right-side view thereof;  
FIG. 6 is a top view thereof;  
FIG. 7 is a bottom view thereof; and,  
FIG. 8 is another front perspective view, in which a lid of the washing machine is provided in an open position to illustrate an example environment.  
The broken lines in the figures show portions of the washing machine which form no part of the claimed design.

**1 Claim, 8 Drawing Sheets**

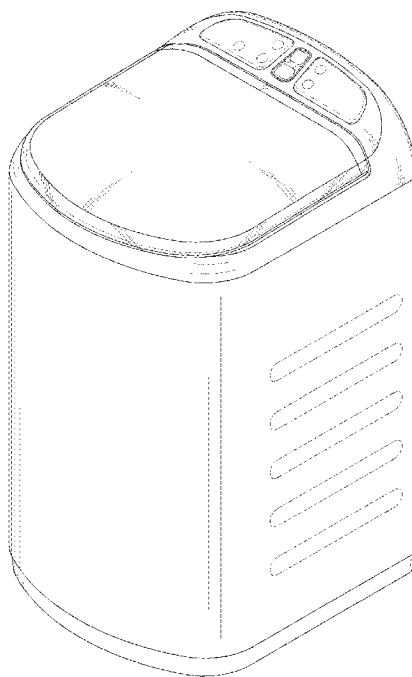


Fig. 1

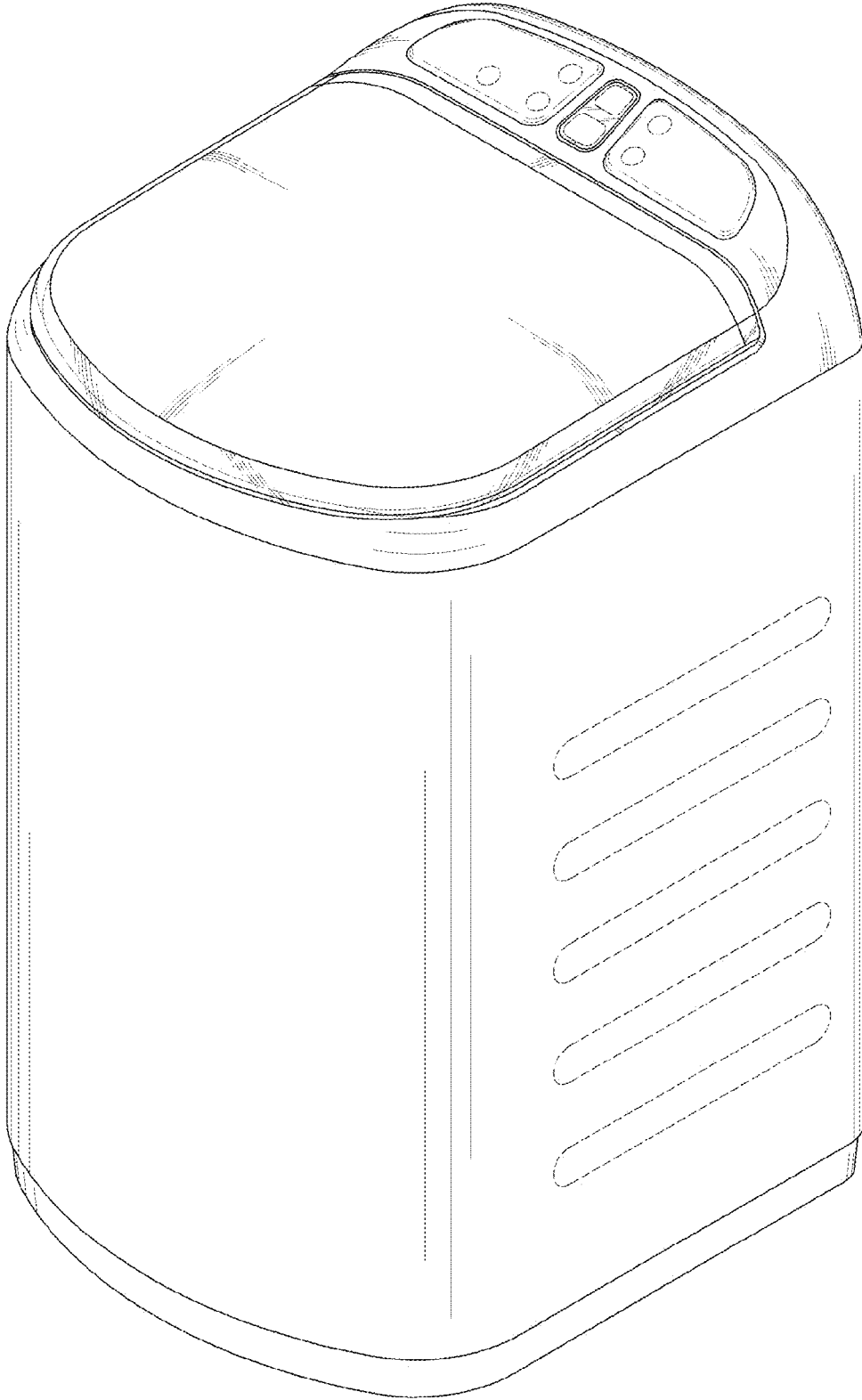


Fig. 2




Fig. 3




Fig. 4




Fig. 5




Fig. 6

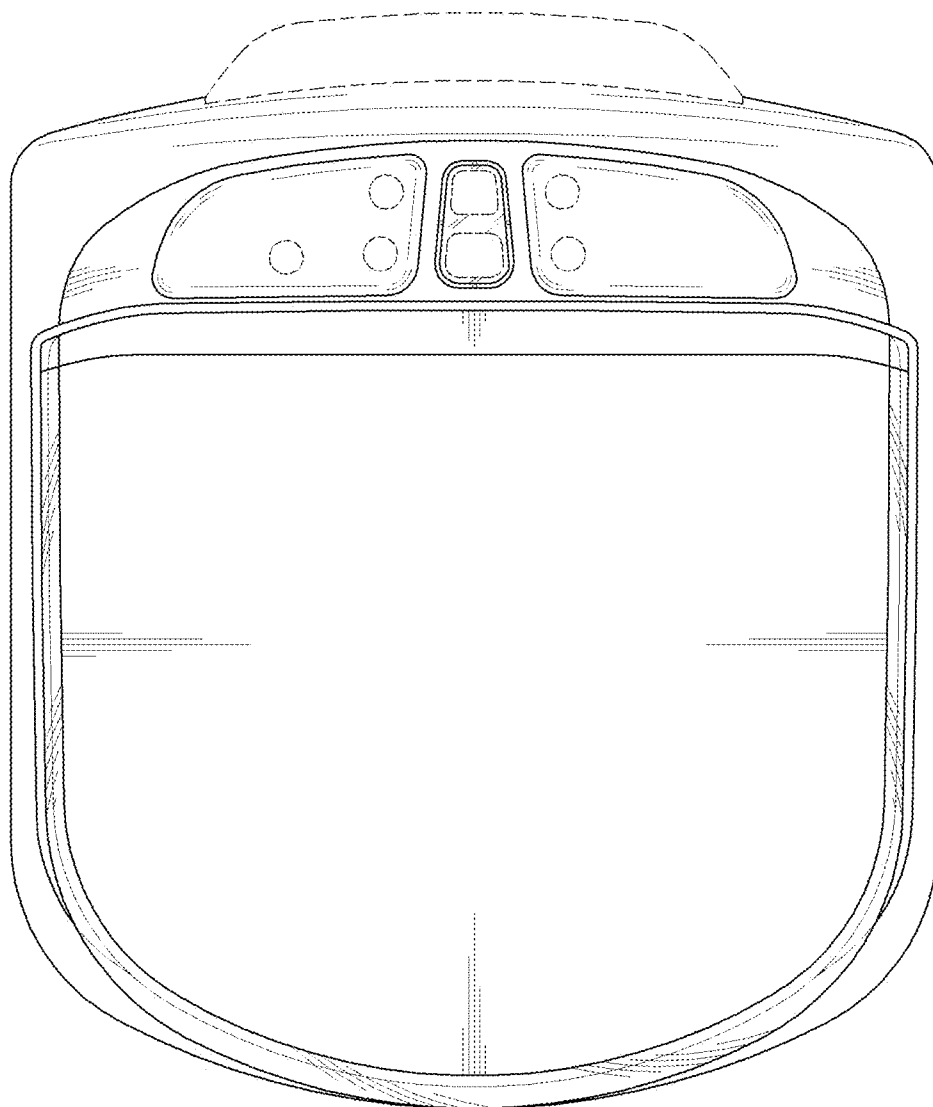


Fig. 7

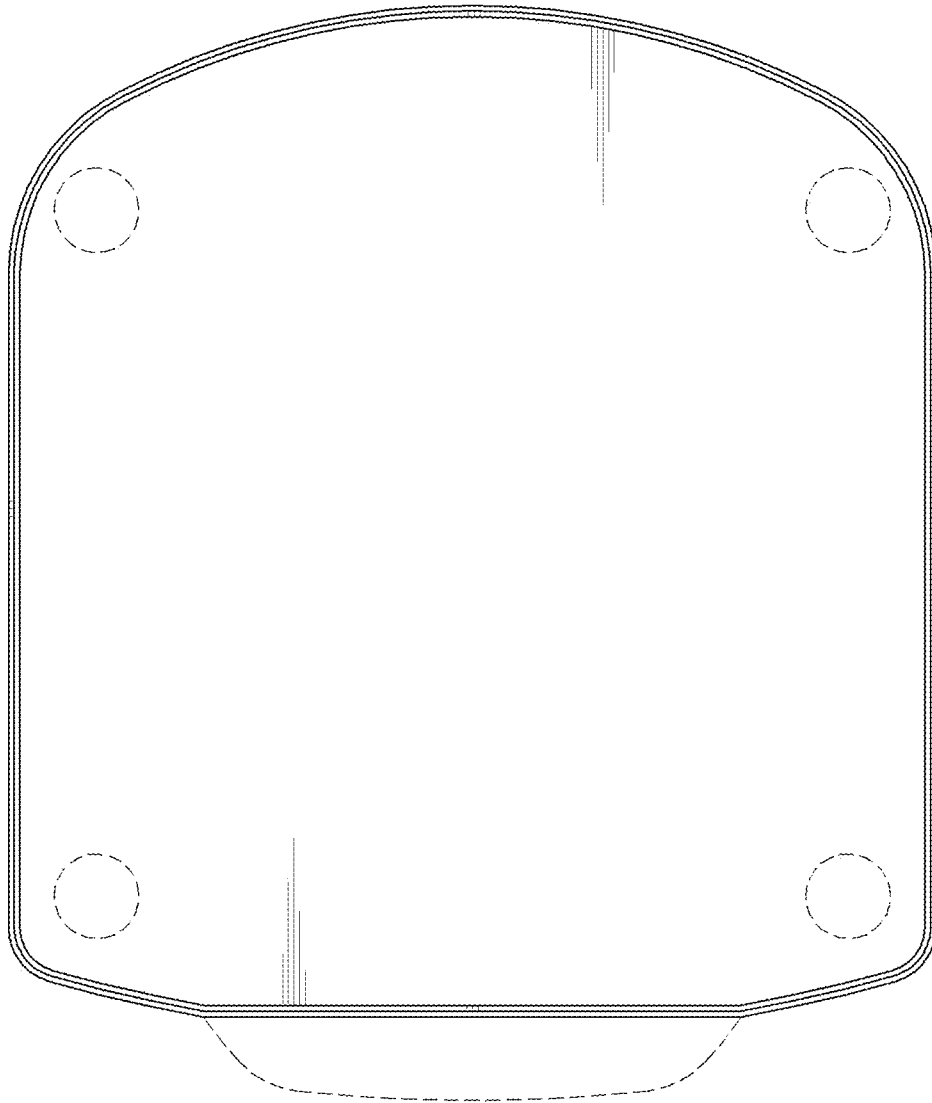




Fig. 8

