



US00D413141S

United States Patent [19] Matsumoto

[11] Patent Number: **Des. 413,141**
[45] Date of Patent: **** Aug. 24, 1999**

[54] **LASER BEAM PRINTER**

[75] Inventor: **Hidero Matsumoto**, Yokohama, Japan

[73] Assignee: **Canon Kabushiki Kaisha**, Tokyo, Japan

[**] Term: **14 Years**

[21] Appl. No.: **29/087,824**

[22] Filed: **May 11, 1998**

[30] **Foreign Application Priority Data**

Nov. 13, 1997 [JP] Japan 9-74796

[51] **LOC (6) Cl.** **14-02**

[52] **U.S. Cl.** **D18/55**

[58] **Field of Search** D18/4, 14, 12,
D18/50, 54-55; 400/613.1-613.4, 691-694,
690.1-690.4, 613

[56] **References Cited**

U.S. PATENT DOCUMENTS

- D. 324,233 2/1992 Sawa et al. D18/54
- D. 324,539 3/1992 Sawa D18/54
- D. 327,907 7/1992 Sawa D18/54
- D. 343,194 1/1994 Tashiro et al. D18/55

- D. 351,189 10/1994 Yamaguchi et al. D18/55
- D. 359,506 6/1995 Lee D18/55
- D. 374,889 10/1996 Barbera et al. D18/54
- D. 378,218 2/1997 Hong et al. D18/55
- D. 382,584 8/1997 Takada D18/55
- D. 384,097 9/1997 Ito D18/55
- D. 384,695 10/1997 Takada D18/55
- D. 391,288 2/1998 Miyamoto D18/55
- D. 395,915 7/1998 Yoshida et al. D18/55

Primary Examiner—Cathy Anne MacCormac
Attorney, Agent, or Firm—Fitzpatrick, Cella, Harper & Scinto

[57] **CLAIM**

The ornamental design for a laser beam printer, as shown and described.

DESCRIPTION

FIG. 1 is a front view of a laser beam printer showing my new design;
FIG. 2 is a rear view thereof;
FIG. 3 is a top plan view thereof;
FIG. 4 is a bottom plan view thereof;
FIG. 5 is a left side view thereof;
FIG. 6 is a right side view thereof; and,
FIG. 7 is a perspective view thereof.

1 Claim, 6 Drawing Sheets

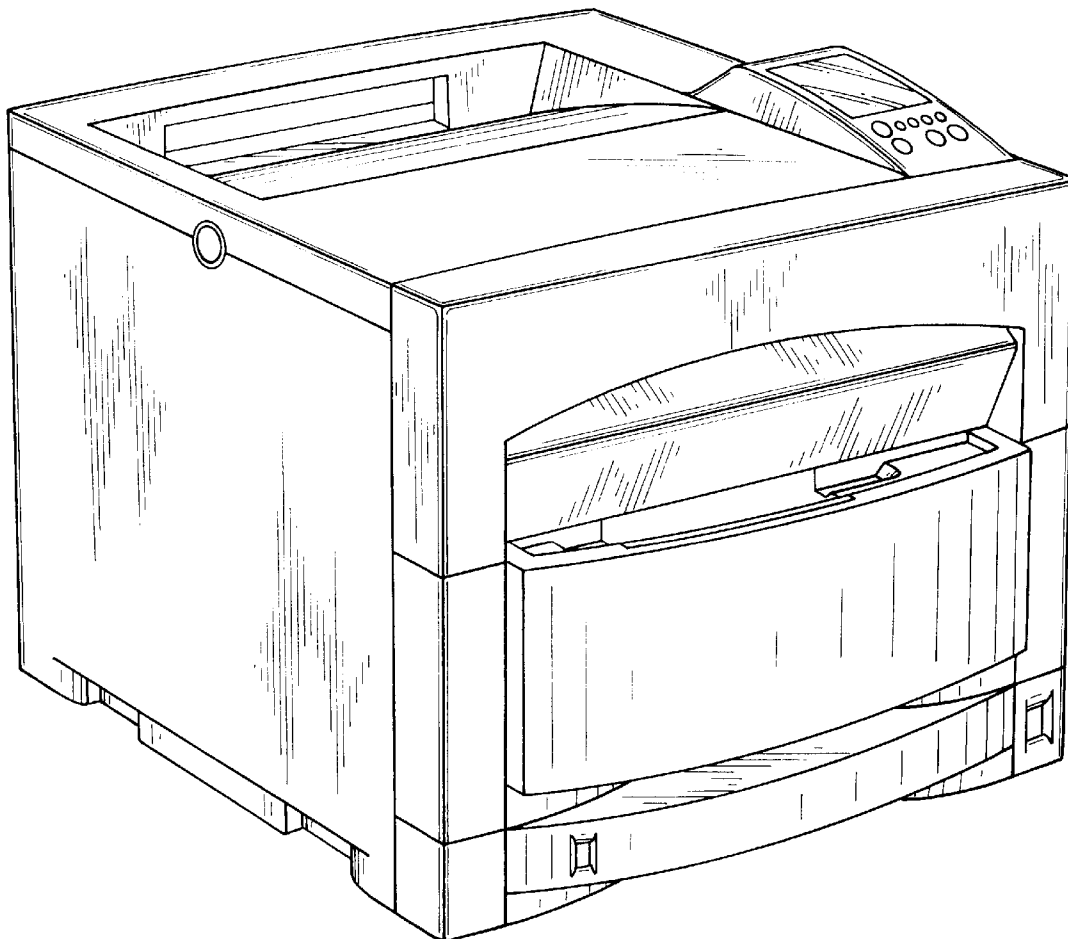


FIG. 1




FIG. 2

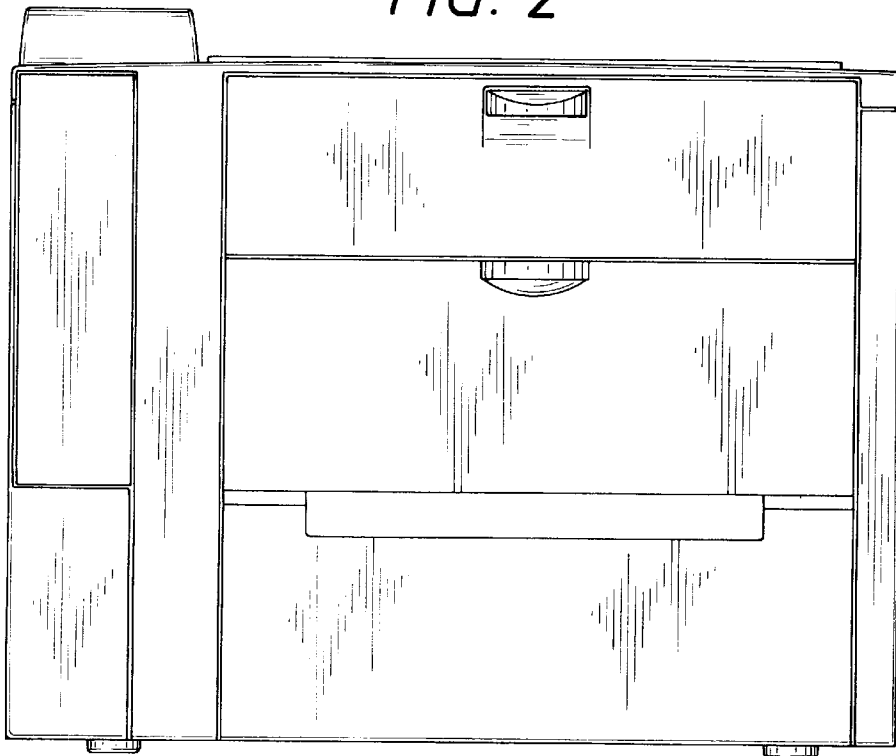


FIG. 3




FIG. 4

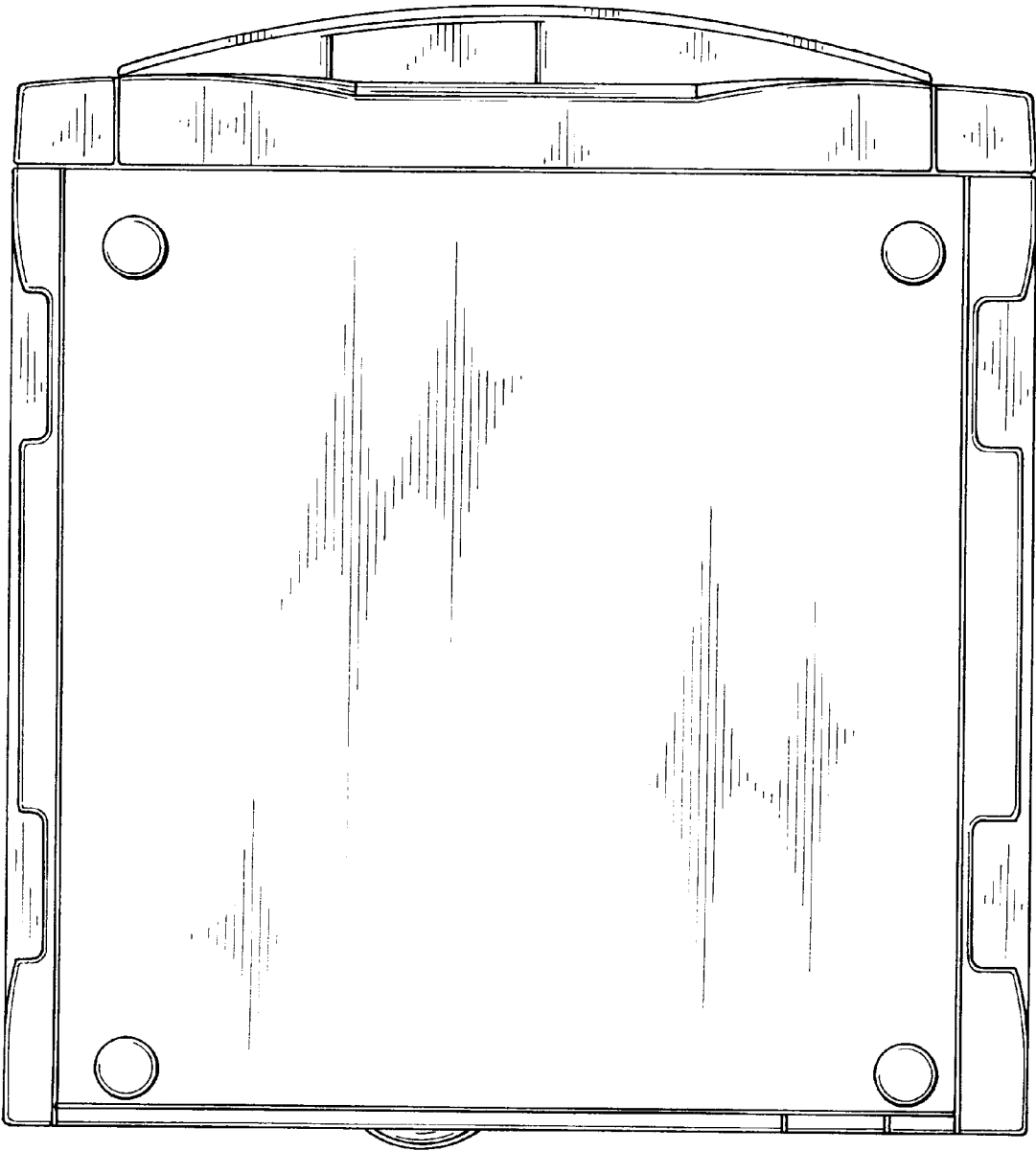


FIG. 5

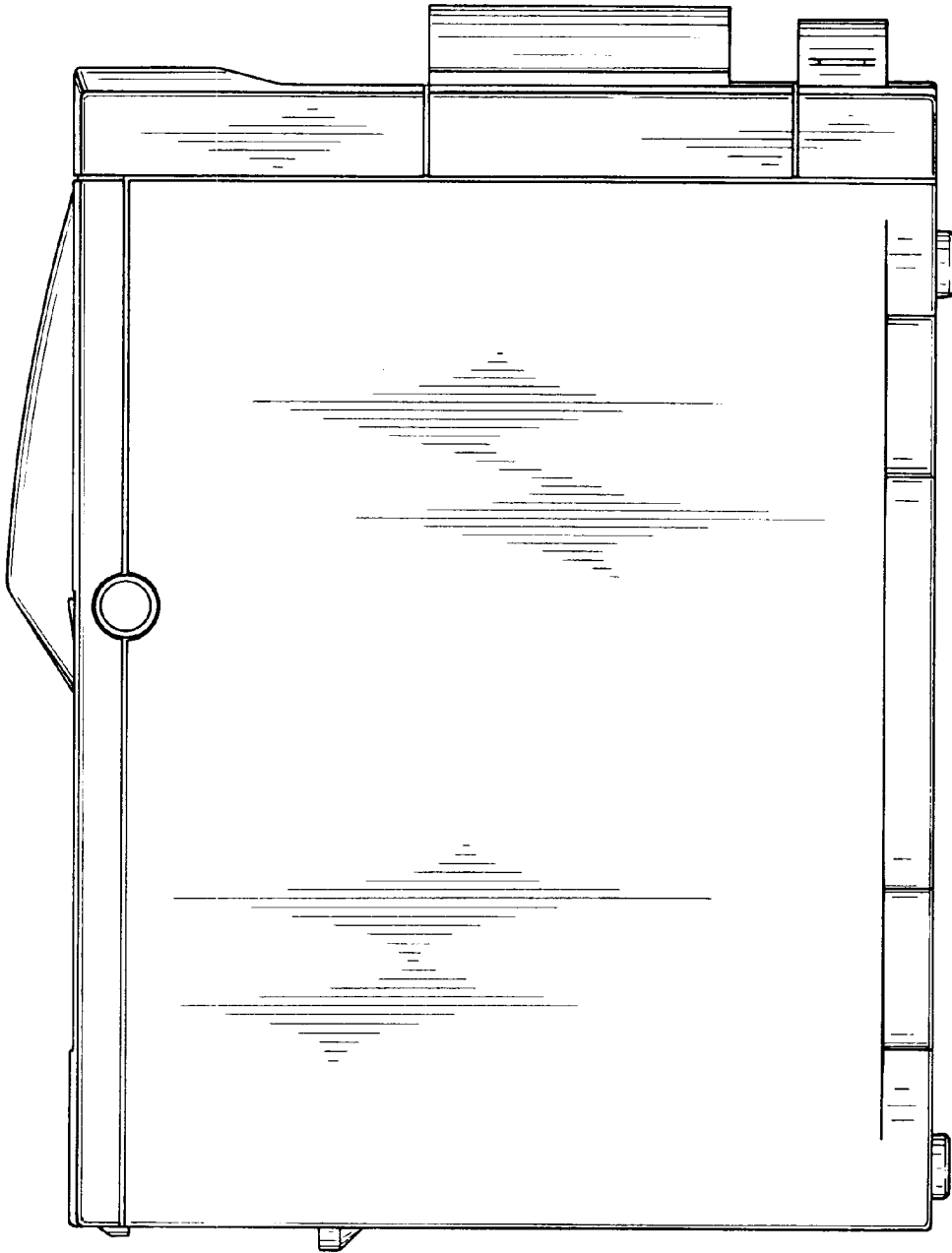


FIG. 6

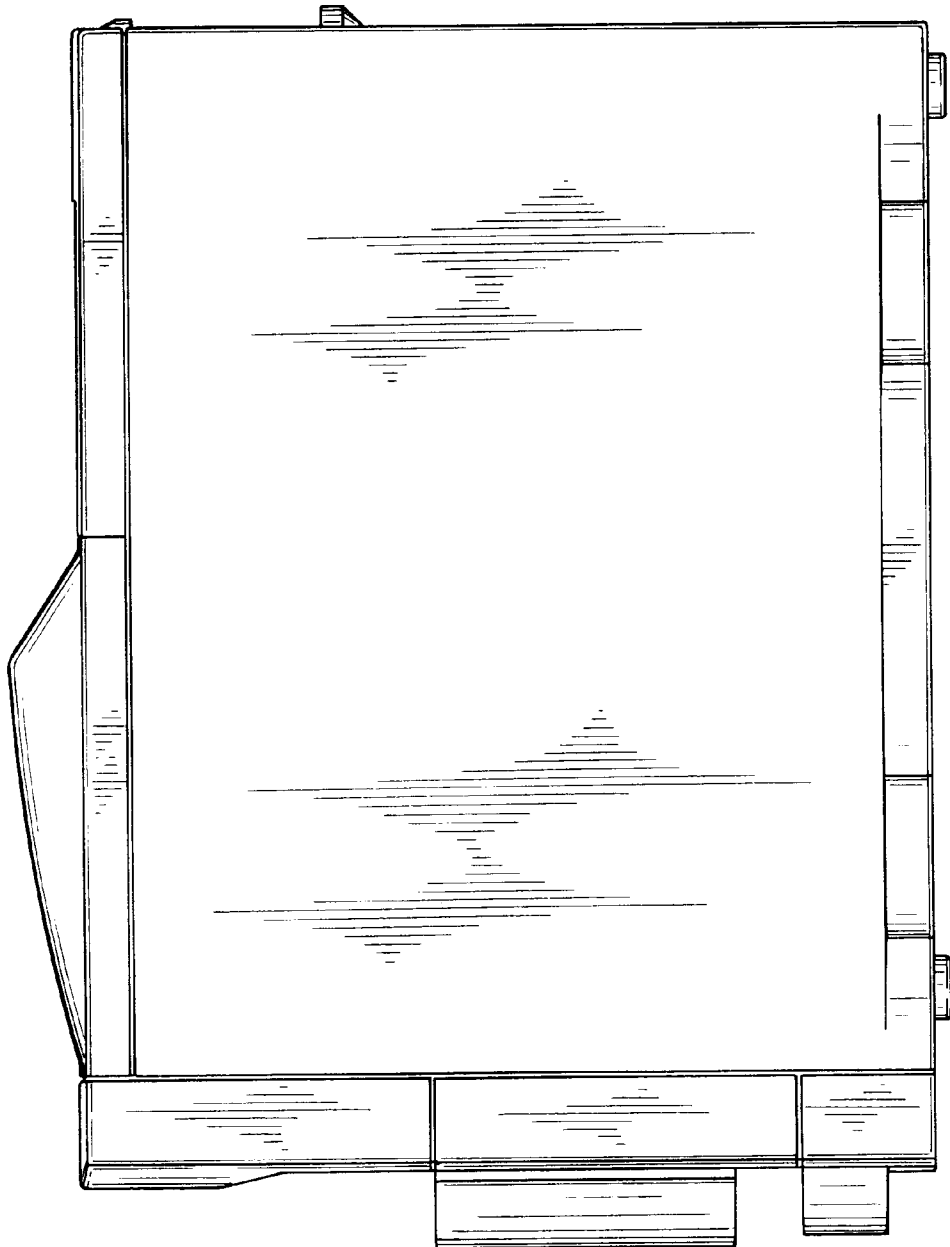


FIG. 7

