



(12) **United States Design Patent**  
**Li**

(10) **Patent No.:** **US D982,826 S**  
(45) **Date of Patent:** **\*\* Apr. 4, 2023**

(54) **HAIR CLIP**

(71) Applicant: **Yafang Li**, Yuzhou (CN)

(72) Inventor: **Yafang Li**, Yuzhou (CN)

(\*\*) Term: **15 Years**

(21) Appl. No.: **29/862,528**

(22) Filed: **Dec. 9, 2022**

(51) **LOC (14) Cl.** ..... **28-03**

(52) **U.S. Cl.** ..... **D28/40**  
USPC .....

(58) **Field of Classification Search**

USPC ..... D28/39, 40, 42, 43

CPC . A45D 8/00; A45D 8/002; A45D 8/14; A45D

8/16; A45D 8/18; A45D 8/20; A45D

8/22; A45D 8/24; A45D 8/30

See application file for complete search history.

(56) **References Cited**

**U.S. PATENT DOCUMENTS**

D473,015	S	*	4/2003	Shyu	.....	D28/40
D541,983	S	*	5/2007	Au	.....	D28/40
D561,394	S	*	2/2008	Pichon	.....	D28/40
D580,103	S	*	11/2008	Pichon	.....	D28/39
D583,991	S	*	12/2008	Pichon	.....	D28/39
D583,996	S	*	12/2008	Pichon	.....	D28/39
D602,200	S	*	10/2009	Pichon	.....	D28/39
D604,902	S	*	11/2009	Pichon	.....	D28/40
D635,298	S	*	3/2011	Hsu	.....	D28/40
D769,527	S	*	10/2016	Coral	.....	D28/40
D814,112	S	*	3/2018	Hsu	.....	D28/40
D918,473	S	*	5/2021	Xiao	.....	D28/40
D921,292	S	*	6/2021	Matsuura	.....	D28/40
D923,245	S	*	6/2021	Liu	.....	D28/40
D939,140	S	*	12/2021	Luo	.....	D28/40
D964,648	S	*	9/2022	Sun	.....	D28/40
D975,355	S	*	1/2023	Wang	.....	D28/40

**OTHER PUBLICATIONS**

“J’asayla Big Hair Claw” Mar. 7, 2022, Amazon, site visited Jan. 25, 2023: <https://amzn.to/3Hx1XA5> (Year: 2022).\*

“Belle Large Cutout Curve Jaw” Aug. 29, 2016, France Luxe, site visited Jan. 25, 2023: <https://franceluxe.com/products/france-luxe-belle-large-cutout-curve-jaw> (Year: 2016).\*

“Scunci Jaw Clips, Assorted, 1ct (Pack of 3)” Oct. 30, 2013, Amazon.ca, site visited Jan. 26, 2023: <https://www.amazon.ca/Scunci-Effortless-Beauty-Clutch-2-Count/dp/B001G9GBNY/> (Year: 2013).\*

\* cited by examiner

*Primary Examiner* — Jack Reickel

*Assistant Examiner* — Salamah Jordan

(74) *Attorney, Agent, or Firm* — Jeenam Park

(57) **CLAIM**

The ornamental design for a hair clip, as shown and described.

**DESCRIPTION**

FIG. 1 is a front, left and top perspective view of a hair clip, showing my new design;

FIG. 2 is a rear, right and bottom perspective view thereof;

FIG. 3 is a front view thereof;

FIG. 4 is a rear view thereof;

FIG. 5 is a left side view thereof;

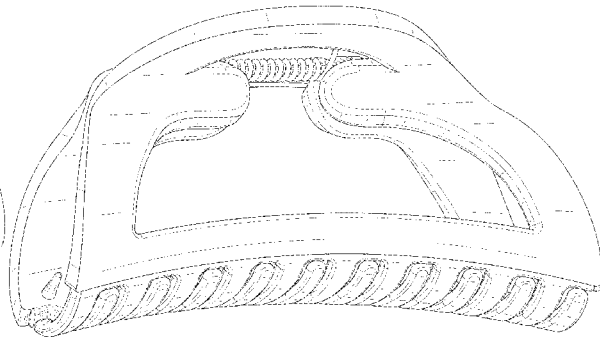
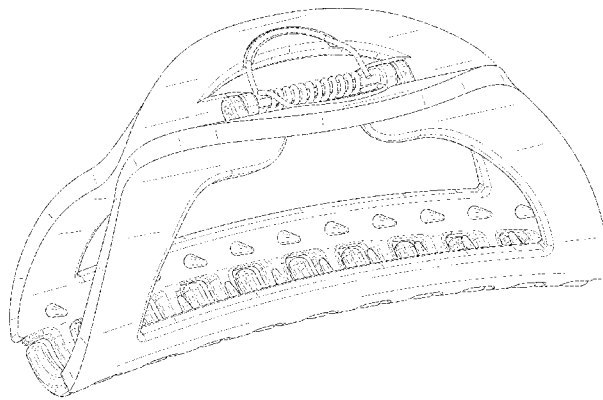
FIG. 6 is a right side view thereof;

FIG. 7 is a top plan view thereof; and,

FIG. 8 is a bottom plan view thereof.

The broken lines shown in the drawings illustrate portions of the hair clip that form no part of the claimed design.

**1 Claim, 8 Drawing Sheets**



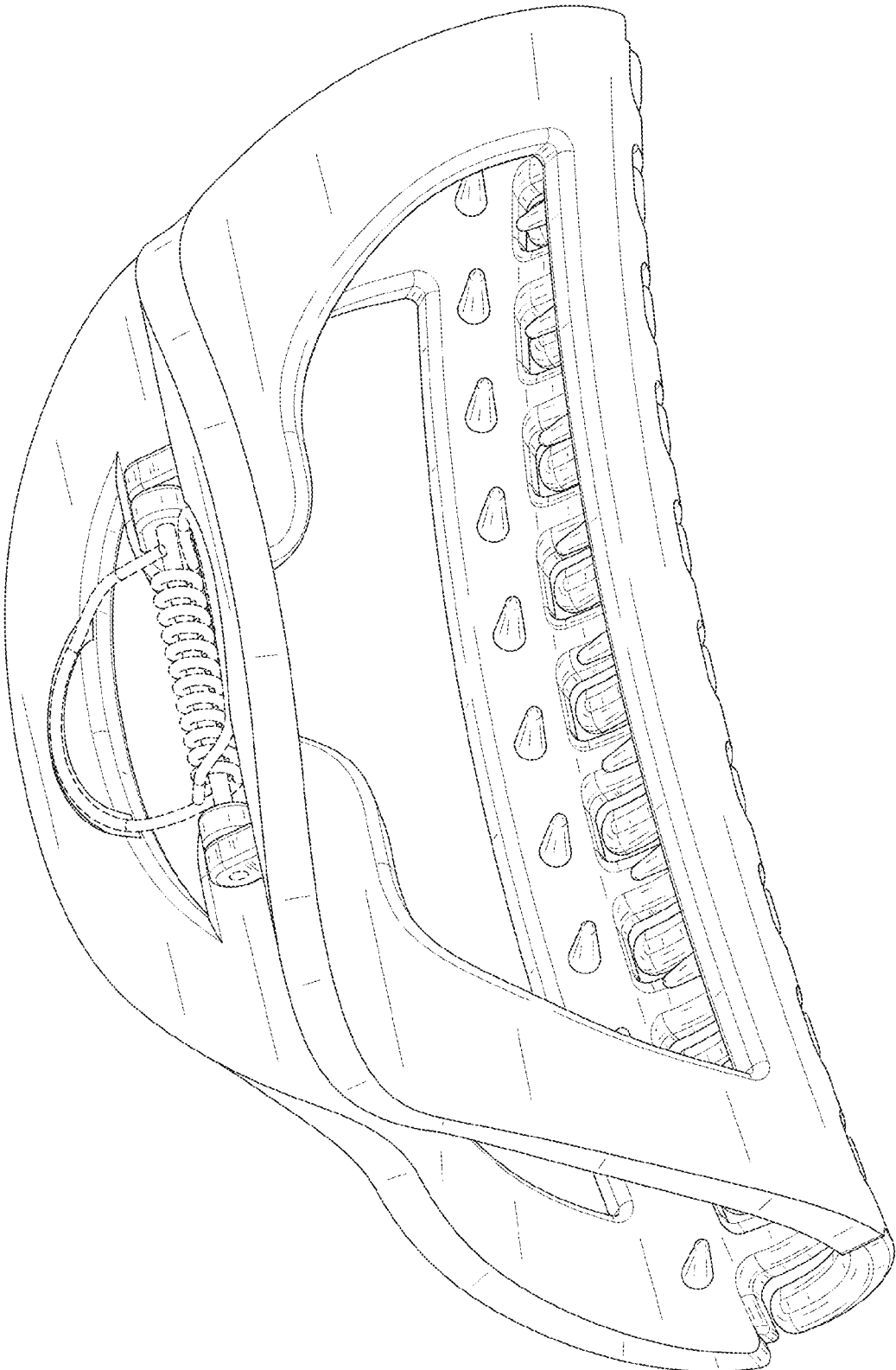


FIG. 1

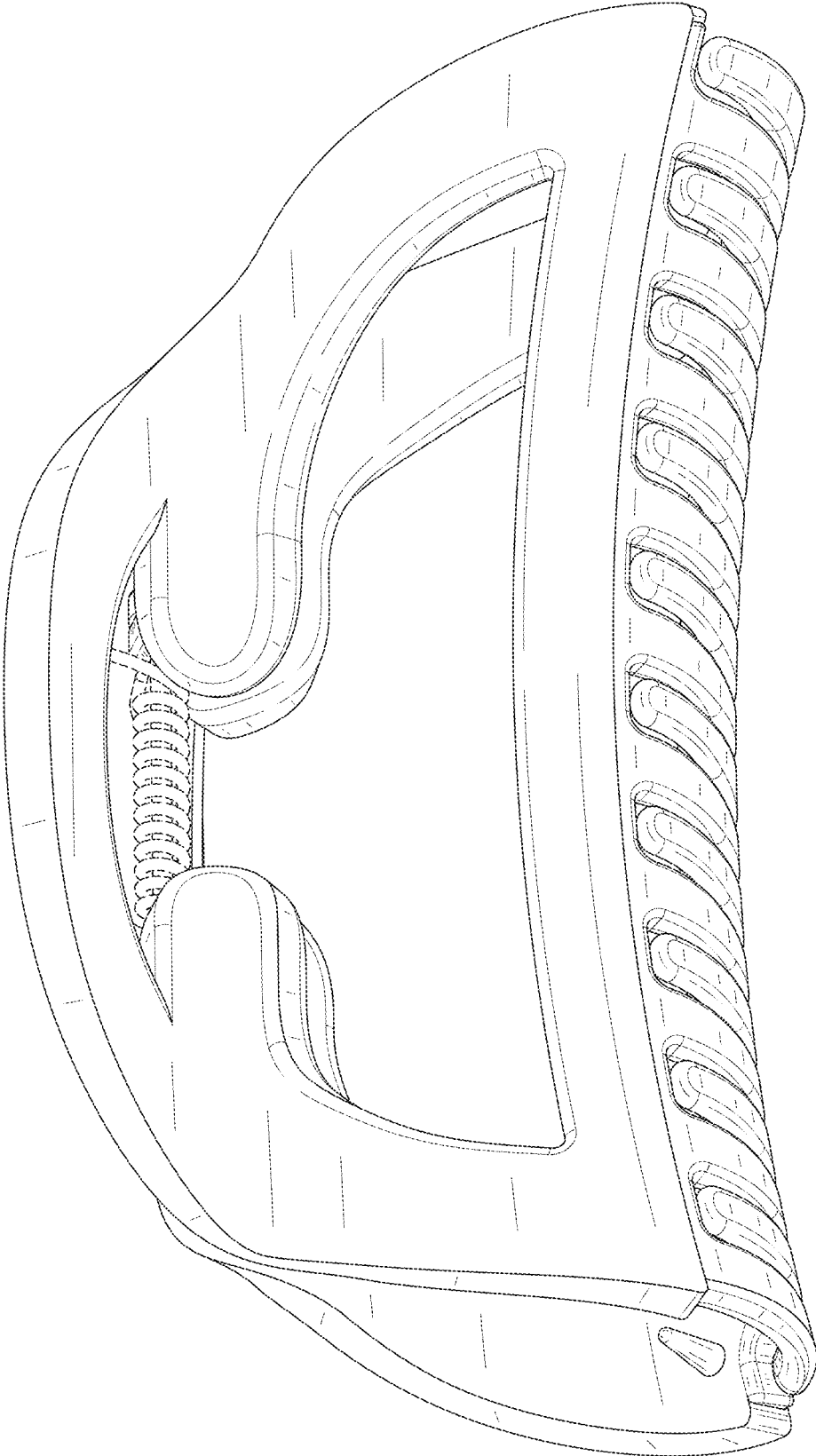


FIG. 2

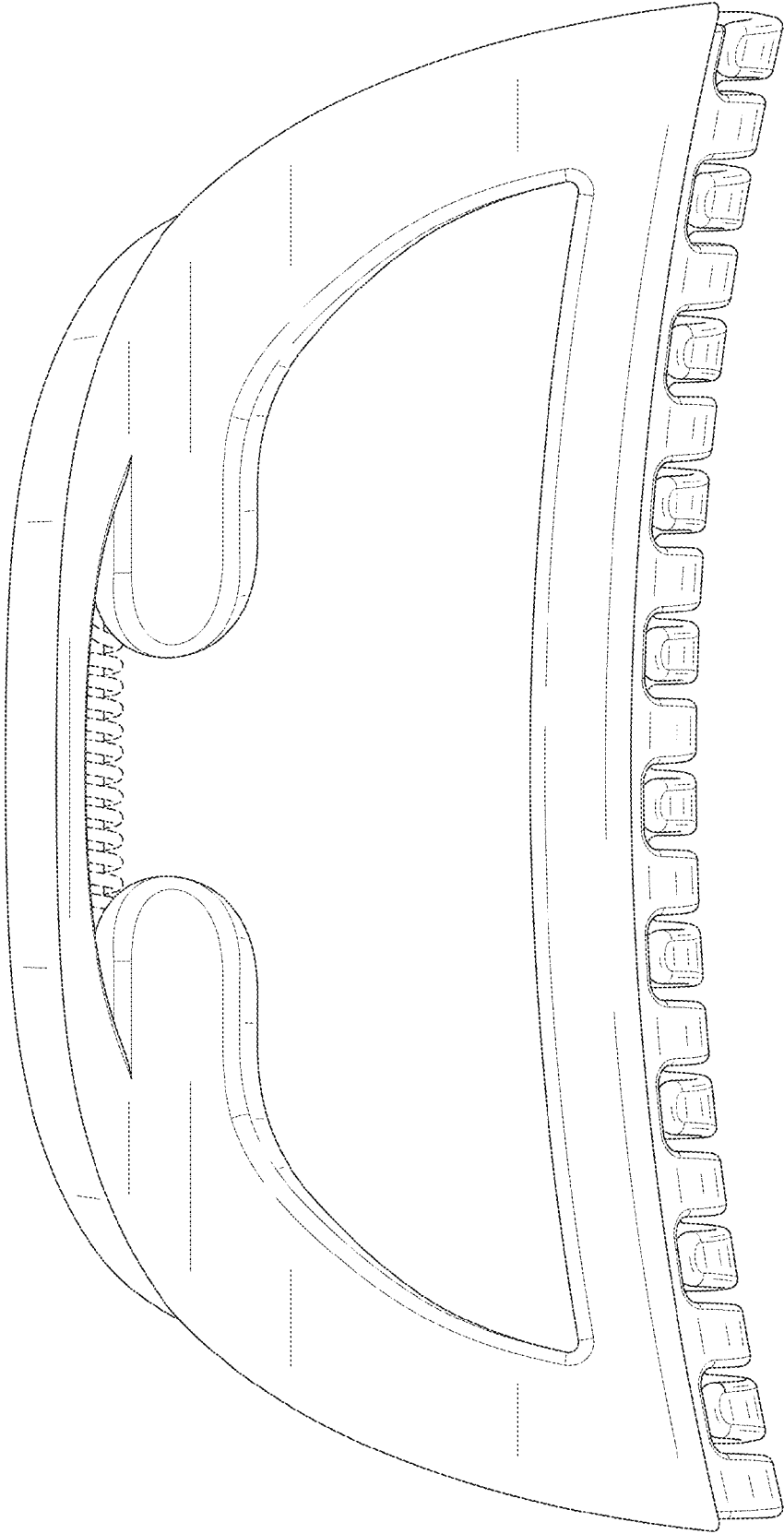


FIG. 3

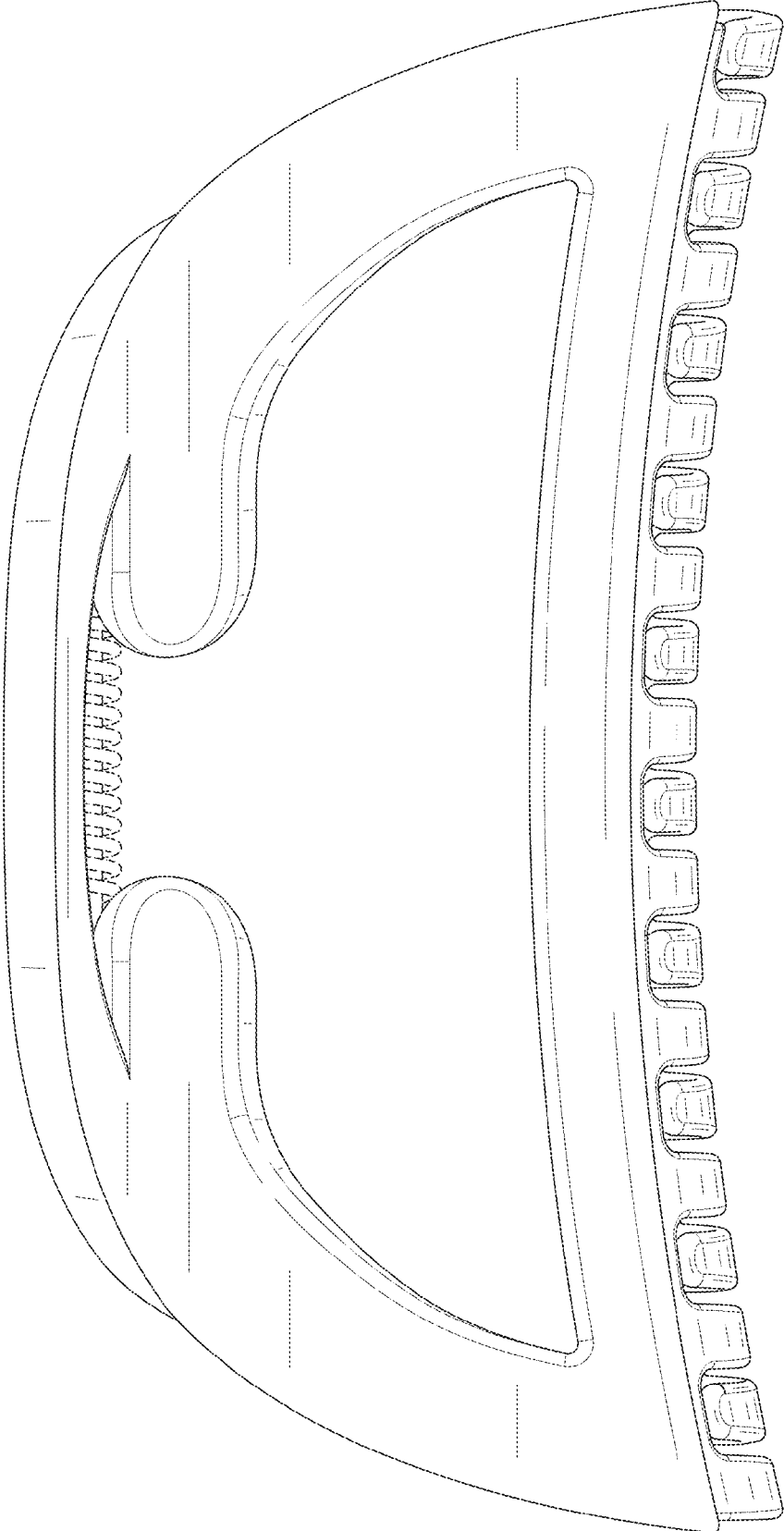


FIG. 4

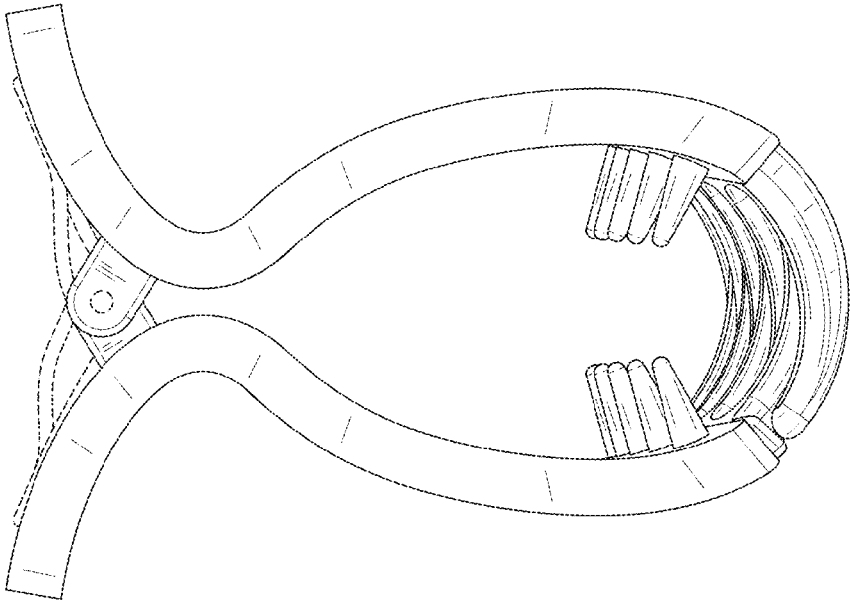


FIG. 5

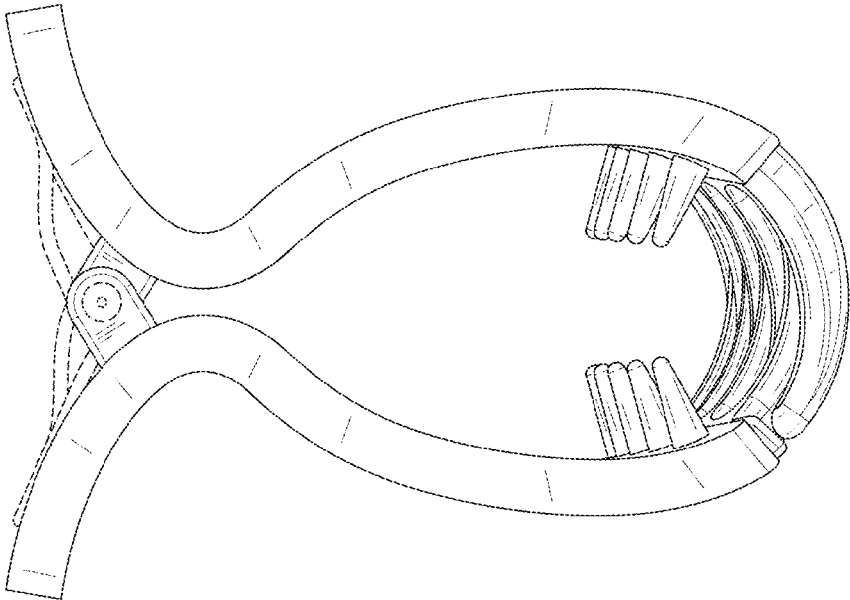


FIG. 6

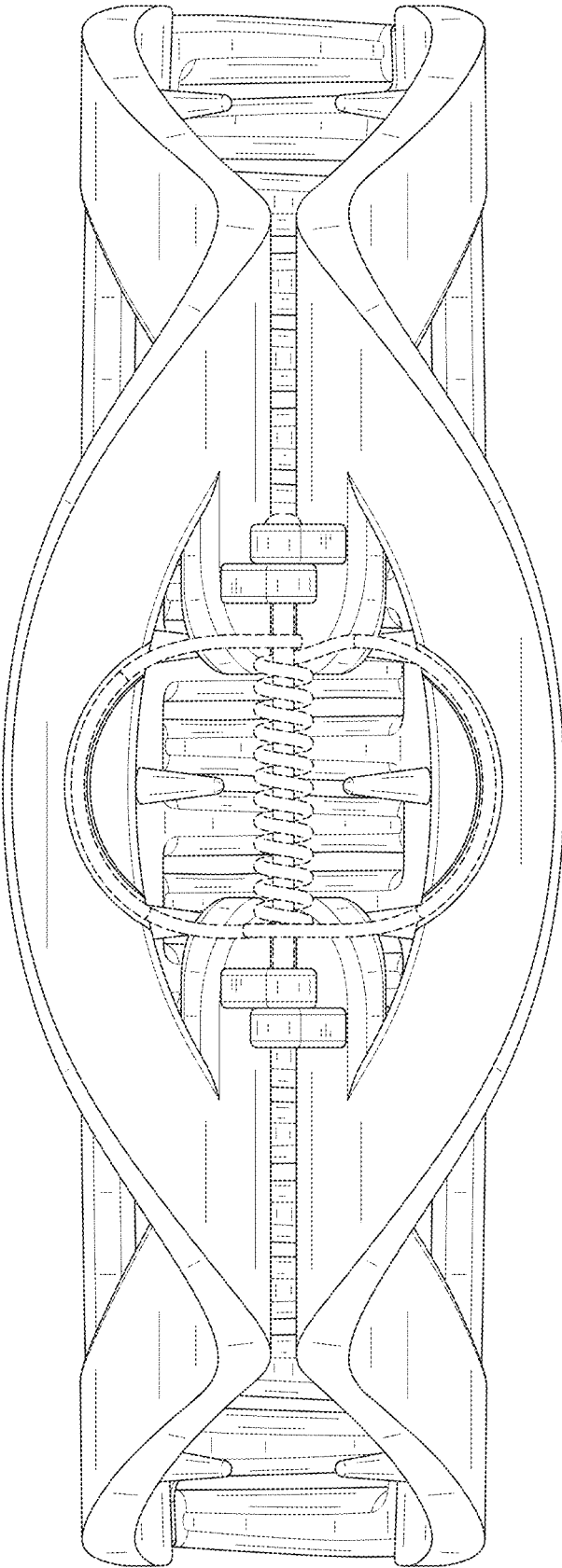


FIG. 7



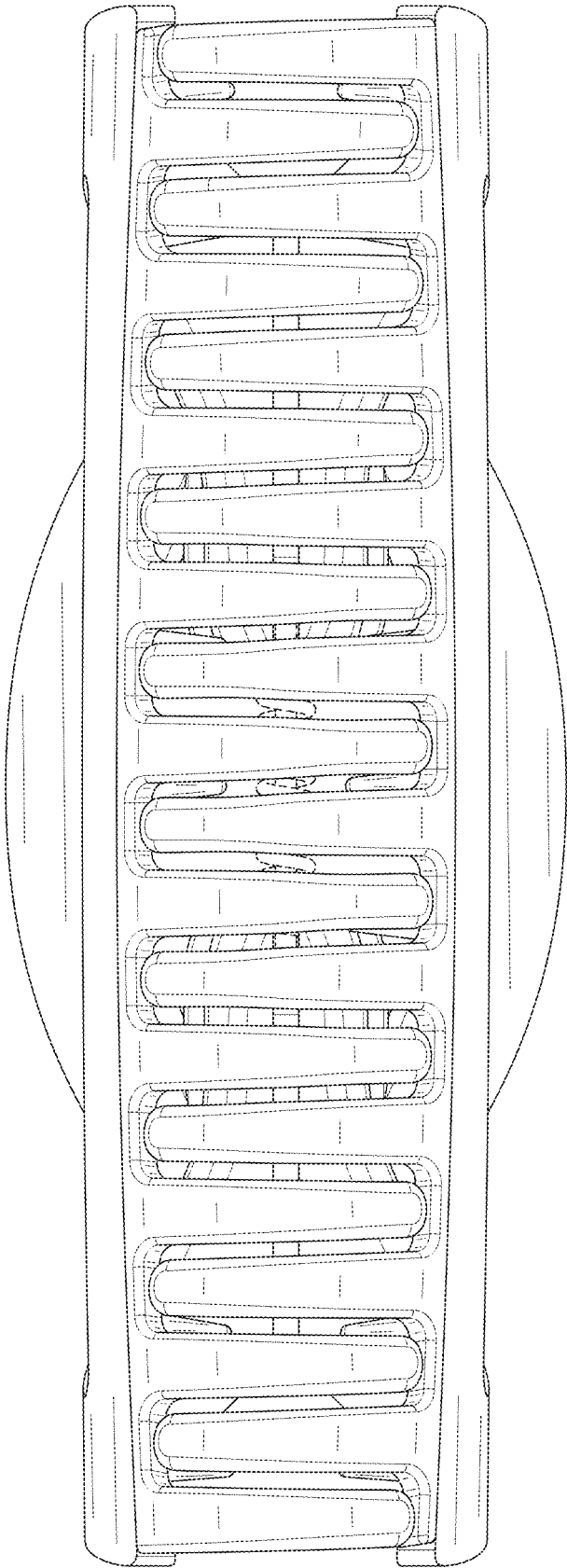


FIG. 8