



US00D710728S

(12) **United States Design Patent**
Siminoff

(10) **Patent No.:** **US D710,728 S**

(45) **Date of Patent:** **** Aug. 12, 2014**

- (54) **ELECTRONIC DEVICE**
- (71) Applicant: **James Siminoff**, Pacific Palisades, CA (US)
- (72) Inventor: **James Siminoff**, Pacific Palisades, CA (US)
- (73) Assignee: **BOT Home Automation, Inc.**, Santa Monica, CA (US)
- (**) Term: **14 Years**
- (21) Appl. No.: **29/459,268**
- (22) Filed: **Jun. 27, 2013**
- (51) **LOC (10) Cl.** **10-05**
- (52) **U.S. Cl.**
USPC **D10/118.1**
- (58) **Field of Classification Search**
USPC D10/116.1, 118.1, 109.1, 109.2, 114.1, D10/114.2; 340/392.1, 384.7
See application file for complete search history.

D418,770 S *	1/2000	Ragan	D10/114.1
D442,104 S *	5/2001	Costa et al.	D10/109.2
6,429,893 B1	8/2002	Xin	
6,570,499 B2	5/2003	Kaganer	
6,778,084 B2	8/2004	Chang et al.	
7,135,959 B2	11/2006	Wagner et al.	
D574,742 S *	8/2008	Spencer	D10/118
7,429,924 B2	9/2008	Langer et al.	
7,477,134 B2	1/2009	Langer et al.	
7,583,191 B2	9/2009	Zinser	
D605,542 S *	12/2009	Ho	D10/118
7,746,223 B2	6/2010	Howarter et al.	
D636,286 S *	4/2011	Khor et al.	D10/118
D636,287 S *	4/2011	Khor et al.	D10/118
8,193,919 B2	6/2012	Langer et al.	
2003/0043047 A1	3/2003	Braun	
2004/0086093 A1	5/2004	Schranz	
2006/0156361 A1	7/2006	Wang et al.	

* cited by examiner

Primary Examiner — George D Kirschbaum

(57) **CLAIM**

The ornamental design for an electronic device, as shown and described.

DESCRIPTION

FIG. 1 is a front view of an electronic device in accordance with the present design;
 FIG. 2 is a side view thereof
 FIG. 3 is a top view thereof
 FIG. 4 is a bottom side view thereof; and,
 FIG. 5 is a front perspective view thereof.

1 Claim, 5 Drawing Sheets

- (56) **References Cited**
U.S. PATENT DOCUMENTS

3,740,737 A	6/1973	Carleson
4,370,675 A	1/1983	Cohn
4,524,384 A	6/1985	Lefkowitz et al.
5,303,300 A	4/1994	Eckstein
5,428,388 A	6/1995	von Bauer et al.
5,802,467 A	9/1998	Salazar et al.

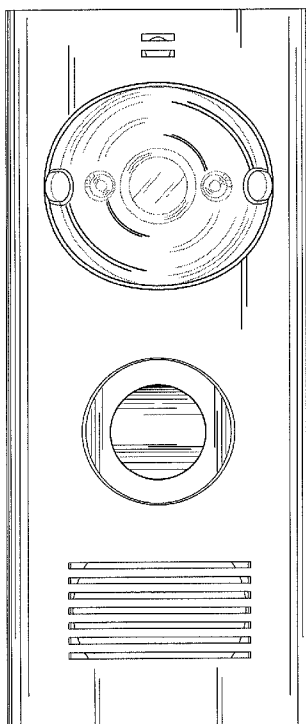


FIG. 1

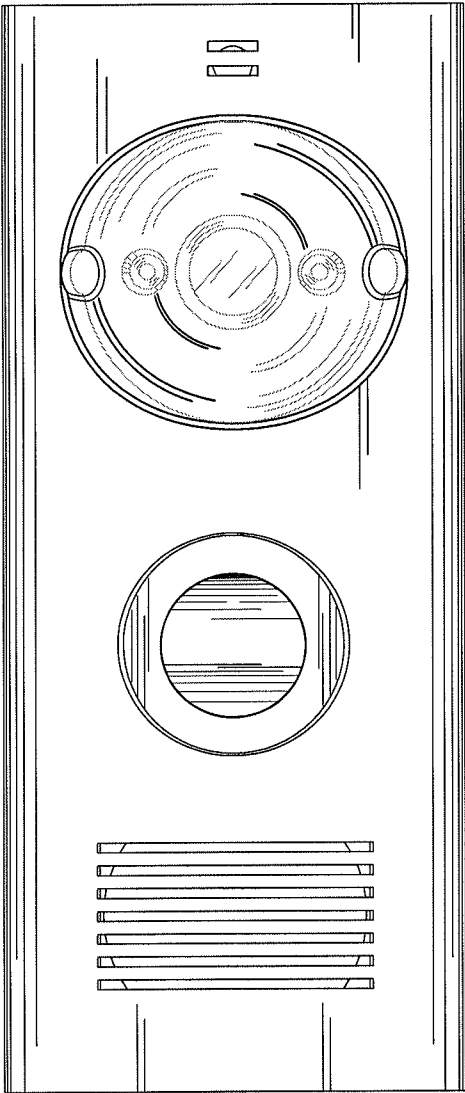


FIG. 2

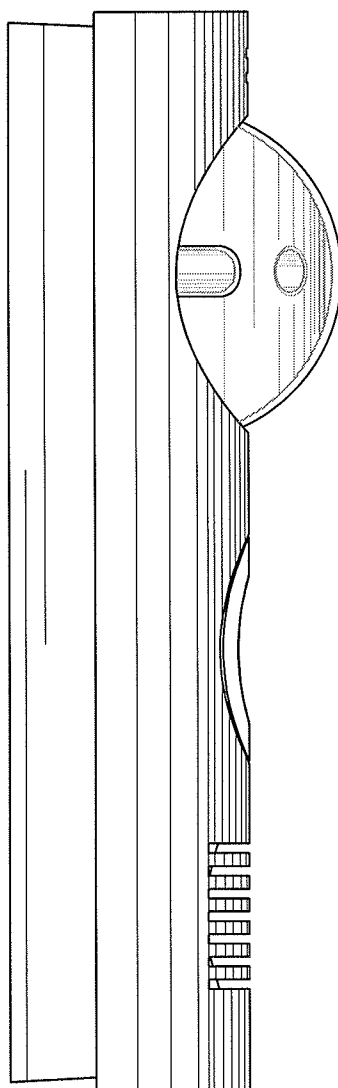


FIG. 3

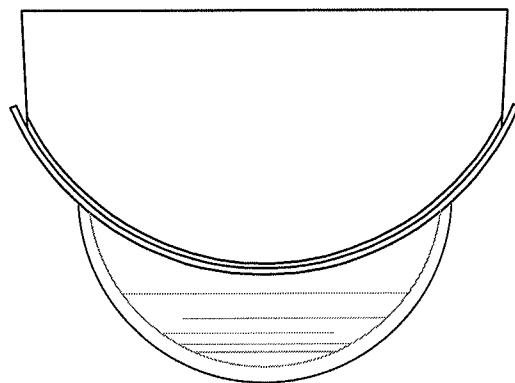


FIG. 4

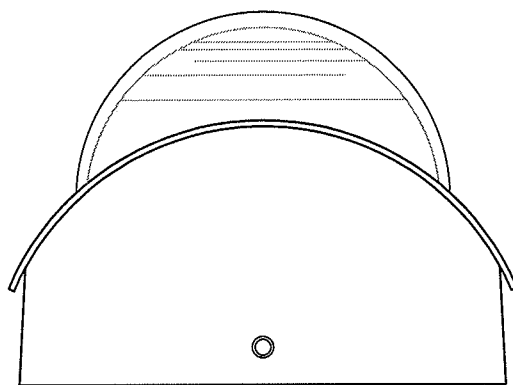


FIG. 5

