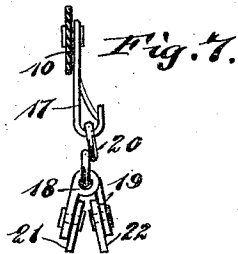
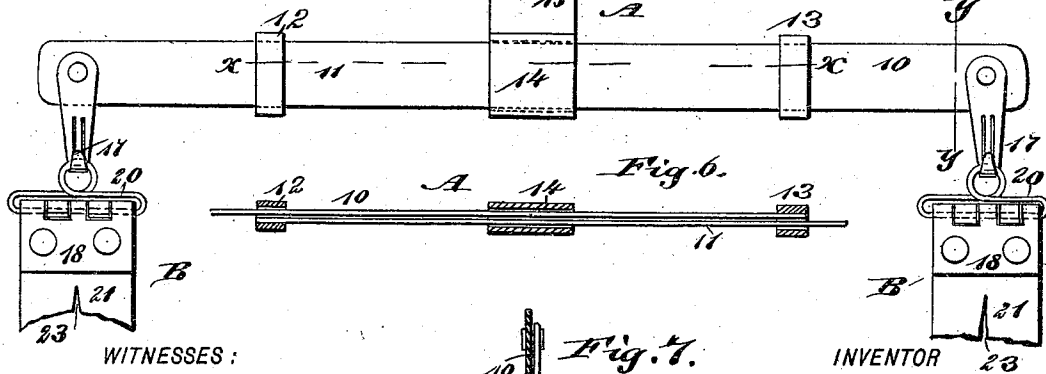
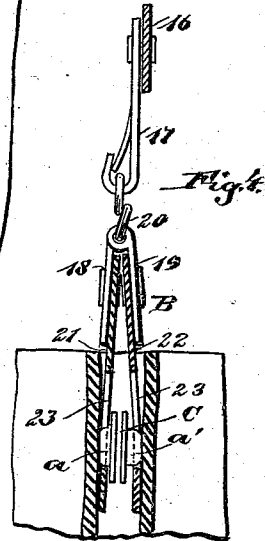
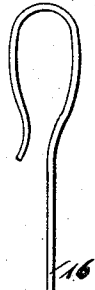
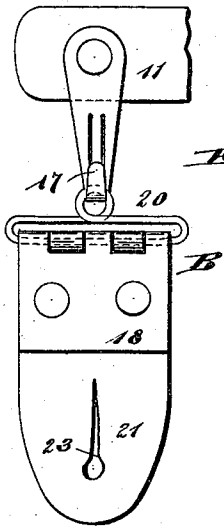
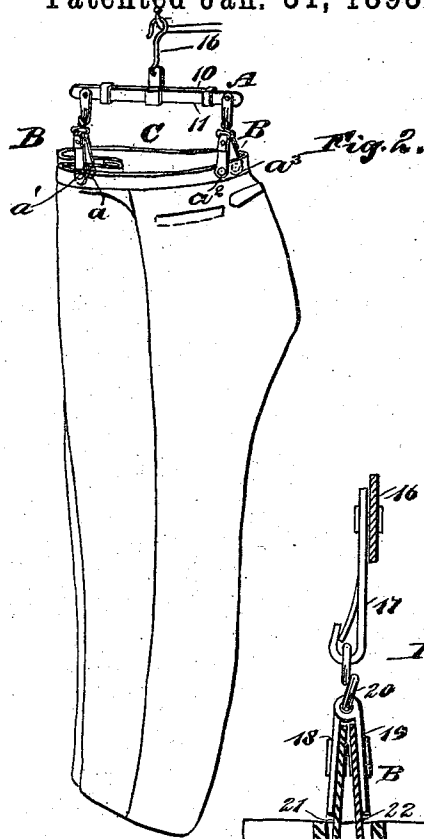
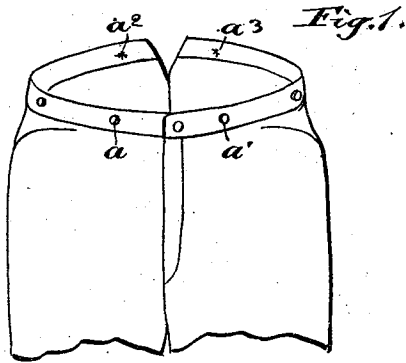


(No Model.)

A. FEINER.
TROUSERS HANGER.

No. 490,646.

Patented Jan. 31, 1893.



WITNESSES:
H. McAndle
L. Sedgwick

INVENTOR
A. Feiner
 BY *Munn & Co*
 ATTORNEYS.

UNITED STATES PATENT OFFICE.

ADOLPH FEINER, OF LEXINGTON, KENTUCKY.

TROUSERS-HANGER.

SPECIFICATION forming part of Letters Patent No. 490,646, dated January 31, 1893.

Application filed April 6, 1892. Serial No. 427,988. (No model.)

To all whom it may concern:

Be it known that I, ADOLPH FEINER, of Lexington, in the county of Fayette and State of Kentucky, have invented a new and useful Improvement in Trousers-Hangers, of which the following is a full, clear, and exact description.

My invention relates to an improvement in trousers hangers, and has for its object to provide a simple, durable and economic device capable of being expeditiously and conveniently manipulated and applied to a pair of trousers, in such a manner that when the connection between the trousers and the hanger is effected the latter will be supported in such a position as to impart to the trousers the most desired shape, and to facilitate the maintenance of that shape.

Another object of the invention is to provide a device of the character described which will occupy but little space.

The invention consists in the novel construction and combination of these several parts, as will be hereinafter fully set forth and pointed out in the claims.

Reference is to be had to the accompanying drawings forming a part of this specification, in which similar figures and letters of reference indicate corresponding parts in all the views.

Figure 1 is a perspective view of the upper portion of a pair of trousers; Fig. 2 is a perspective view of the trousers hanger, illustrating the trousers as connected therewith; Fig. 3 is a side elevation of an end portion of the body of the hanger and an attaching device connected with said end; Fig. 4 is a vertical section through one end portion of the body of the hanger, through the attaching device located at that end and through a portion of a pair of trousers, the latter being illustrated as engaged and supported by the attaching device at the front; Fig. 5 is a side elevation of the hanger; Fig. 6 is a longitudinal section through a portion of the body of the hanger, taken practically on the line $x-x$ of Fig. 5; and Fig. 7 is a transverse section taken practically on the line $y-y$ of Fig. 5.

The body A of the hanger consists of two strips 10 and 11, preferably made of metal,

rectangular in cross section and with smooth side faces and edges. These strips may be of any desired length, and are held to slide one upon the other, being guided in these movements by means of straps 12 and 13, the strap 13, being attached to the inner end of the strip 10, the strip 11 sliding through the strap, and the strap 12 is secured to the strip 11, the strip 10 sliding through it; the straps so engage with the strips adapted to slide through them that some little force is required to move one strip upon the other, and after the strips have been placed in the desired position with relation to each other the tension of the straps upon them will retain the strips in the required position. A collar 14, is held to slide over both body strips between the straps 12 and 13; and this collar is provided with an extension 15, to which extension a hook 16, or its equivalent, is attached preferably in a pivotal manner, as the hook, or whatever equivalent therefor is used, is designed to be engaged with a peg, a nail, or other device from which the hanger is to be suspended. At each end of the body a clip 17, is attached. The clips may be of any suitable or approved construction, and are adapted to carry attaching devices B, the said devices being employed to effect a connection between the trousers to be suspended and the body of the hanger.

The attaching devices are of the same construction and comprise preferably two plates 18 and 19, having a hinge connection at their upper edge, a bail 20, pivotally connected with the upper ends of the plates, and tabs 21 and 22, secured to the plates and extending below them. The tabs are made of a flexible material such as leather, webbing, fabric, or the equivalent thereof, and each tab has produced therein a button hole 23. If however it is found desirable in practice, the tabs may have a hinged connection at their upper ends and be directly connected with the bail. In this event the metal plates are not employed; but when the metal plates are used, the bail 20 may constitute a pintle through which the hinge connection is effected between the plates, as is shown in the drawings.

The attaching devices are connected with the body of the hanger by causing the bails of the former to engage with the clips 17 of the latter.

5 It will be observed that as the body consists of two sliding strips or members, the said body may be adjusted to accommodate itself to waist-bands of trousers of different sizes. It will also be observed that four tabs are employed in connection with the body, two connected tabs being adapted for engagement with the front buttons a and a' of the trousers band, and the two other connecting tabs with the rear buttons a^2 and a^3 of the band.

15 In making the attachment to the trousers they are folded so that the intermediate buttons are brought practically face to face; this will cause the fold C in the front of the body of the trousers, as shown in Fig. 4, producing the crease in the front of the leg, and causing the legs to hang straight, one in close engagement with the other. This adjustment of the body of the trousers will bring the front buttons a and a' face to face, and the tabs at one end of the body are connected with these two buttons, as shown also in Fig. 2, while the tabs at the opposite end of the body of the hanger are connected with the rear buttons a^2 and a^3 .

30 As a matter of convenience, before attaching the tabs to the buttons of the trousers they may be disengaged from the body, and after the attachment has been made they are again connected with the body through the medium of the clips 17, the body at that time being adjusted so as to maintain two sets of tabs a proper distance apart to maintain the trousers in the folded position required.

40 It will be observed that this device is not only exceedingly simple, durable and economic, but that it may be expeditiously and conveniently adjusted to any size of trousers and as conveniently and expeditiously connected therewith or detached therefrom.

45 Having thus described my invention, I claim as new and desire to secure by Letters Patent,—

1. As an article of manufacture, a trousers hanger, consisting of a body comprising two strips 10 and 11 arranged side by side and adapted to slide independently, and tabs arranged in pairs, each tab being fitted to receive a button and a pair of tabs being lo-

55 cated at each end of the body, substantially as and for the purpose set forth.

2. A trousers hanger, consisting of two body strips 10 and 11 arranged parallel and adapted to slide independently, and tabs constructed to receive buttons and arranged in pairs, the tabs of each pair having a hinge connection, and a removable connection between the tabs and the body strips, as and for the purpose specified.

3. A trousers hanger, consisting of two body strips or members capable of sliding end-wise one upon the other and provided with locking devices, and attaching devices adapted to be located at the ends of the body, the said attaching devices consisting of plates having a hinge connection, flexible tabs connected with the plates, said tabs being constructed to receive buttons, a pivotal connection between the attaching devices and the body strips or members, and a suspension device connected with the body strips or members, substantially as and for the purpose specified.

4. In a trousers hanger, the combination, with a body consisting of two strips held to slide one upon the other, the inner ends of the strips being provided with straps passing through them, and a hanging mechanism adjustable upon the body strips, of clips located near the ends of the body strips, and attaching devices carried by the clips, the said attaching devices consisting of tabs constructed to receive a button, the said tabs being arranged in pairs, and the tabs of each pair having a hinge connection, substantially as shown and described.

5. In a trousers hanger, the combination, with the body portion thereof, consisting of two strips having end movement one upon the other, tension devices embracing the strips, a suspension device having sliding movement upon the strips, and clips located near the outer ends of the strips, of attaching devices consisting of tabs arranged in pairs and fitted to receive a button, each pair of tabs having a hinged connection and being provided with a bail for connection with the clips, as and for the purpose specified.

ADOLPH FEINER.

Witnesses:

E. P. FOURNES,
H. MOSLER.