



US00D910020S

(12) **United States Design Patent**
Jinkinson et al.

(10) **Patent No.:** **US D910,020 S**

(45) **Date of Patent:** **** Feb. 9, 2021**

- (54) **INPUT DEVICE**
- (71) Applicant: **Logitech Europe S.A.**, Lausanne (CH)
- (72) Inventors: **Nicholas Jinkinson**, St-Sulpice (CH);
Cathal Loughnane, County Wexford (IE)
- (73) Assignee: **Logitech Europe S.A.**, Lausanne (CH)
- (**) Term: **15 Years**
- (21) Appl. No.: **29/731,375**
- (22) Filed: **Apr. 14, 2020**

D834,022 S *	11/2018	Gleeson	D14/409
D853,386 S *	7/2019	Kujawski	D14/409
D853,387 S *	7/2019	Kujawski	D14/409
D853,388 S *	7/2019	Loughnane	D14/409
D855,614 S *	8/2019	DiLoreto	D14/409
D868,065 S *	11/2019	Xu	D14/409
D882,575 S *	4/2020	Jinkinson	D14/409
D890,179 S *	7/2020	Xu	D14/409
D892,799 S *	8/2020	Jinkinson	D14/409

* cited by examiner

Primary Examiner — Austin Murphy
(74) *Attorney, Agent, or Firm* — Kilpatrick Townsend & Stockton LLP

Related U.S. Application Data

- (60) Division of application No. 29/676,387, filed on Jan. 10, 2019, now Pat. No. Des. 892,799, which is a continuation-in-part of application No. 29/661,014, filed on Aug. 23, 2018, now Pat. No. Des. 882,575.
- (51) **LOC (13) Cl.** **04-02**
- (52) **U.S. Cl.**
USPC **D14/409**
- (58) **Field of Classification Search**
USPC D14/402-411, 356, 388, 389, 383-385,
D14/417, 426; 345/156-167; 463/36-38;
358/471, 473; 273/148 B
CPC G06F 3/03543; G06F 2203/0333; G06F
3/039; G06F 3/038; G06F 2203/0384
See application file for complete search history.

(57) **CLAIM**

The ornamental design for an input device, as shown and described.

DESCRIPTION

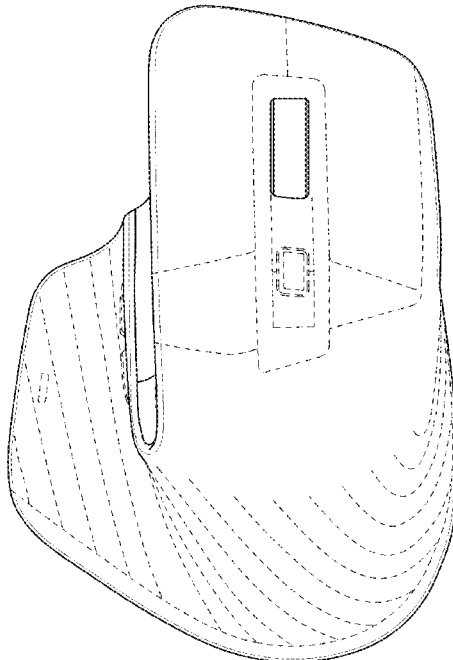
FIG. 1 is a perspective view of an input device showing our new design;
FIG. 2 is a top plan view thereof;
FIG. 3 is a bottom plan view thereof;
FIG. 4 is a front elevation view thereof;
FIG. 5 is a rear elevation view thereof;
FIG. 6 is a right side elevation view thereof; and,
FIG. 7 is a left side elevation view thereof.
The broken lines shown to be immediately adjacent to the shaded/contoured areas represent certain portions of the bounds of the claimed design while all other broken lines are directed to environment and are for illustrative purposes only; the broken lines from no part of the claimed design.

(56) **References Cited**

U.S. PATENT DOCUMENTS

D749,076 S *	2/2016	Helwig	D14/409
D821,400 S *	6/2018	Pang	D14/409

1 Claim, 5 Drawing Sheets



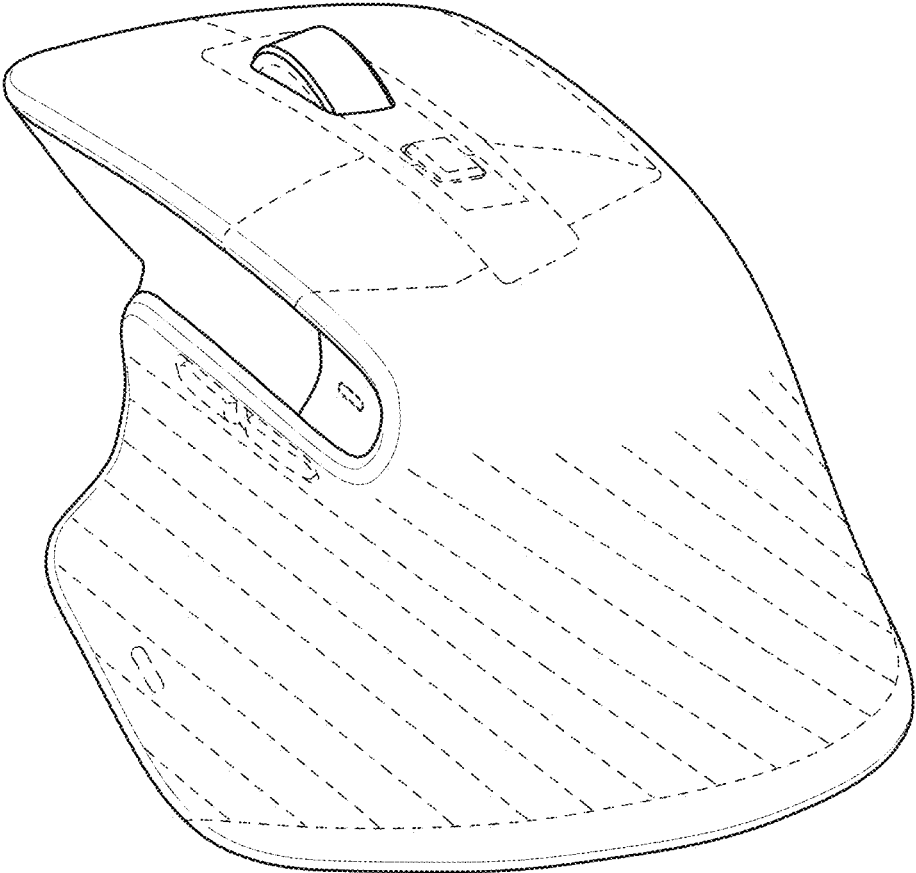


FIG. 1

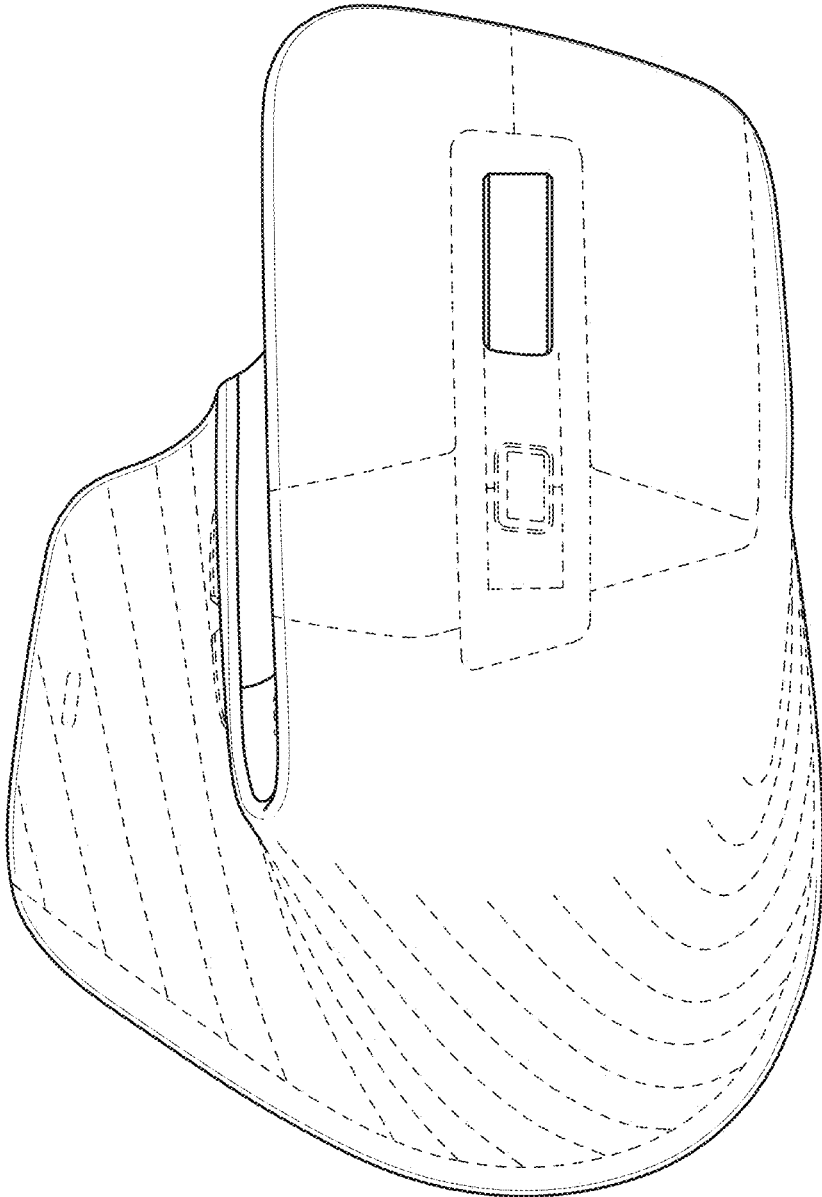


FIG. 2

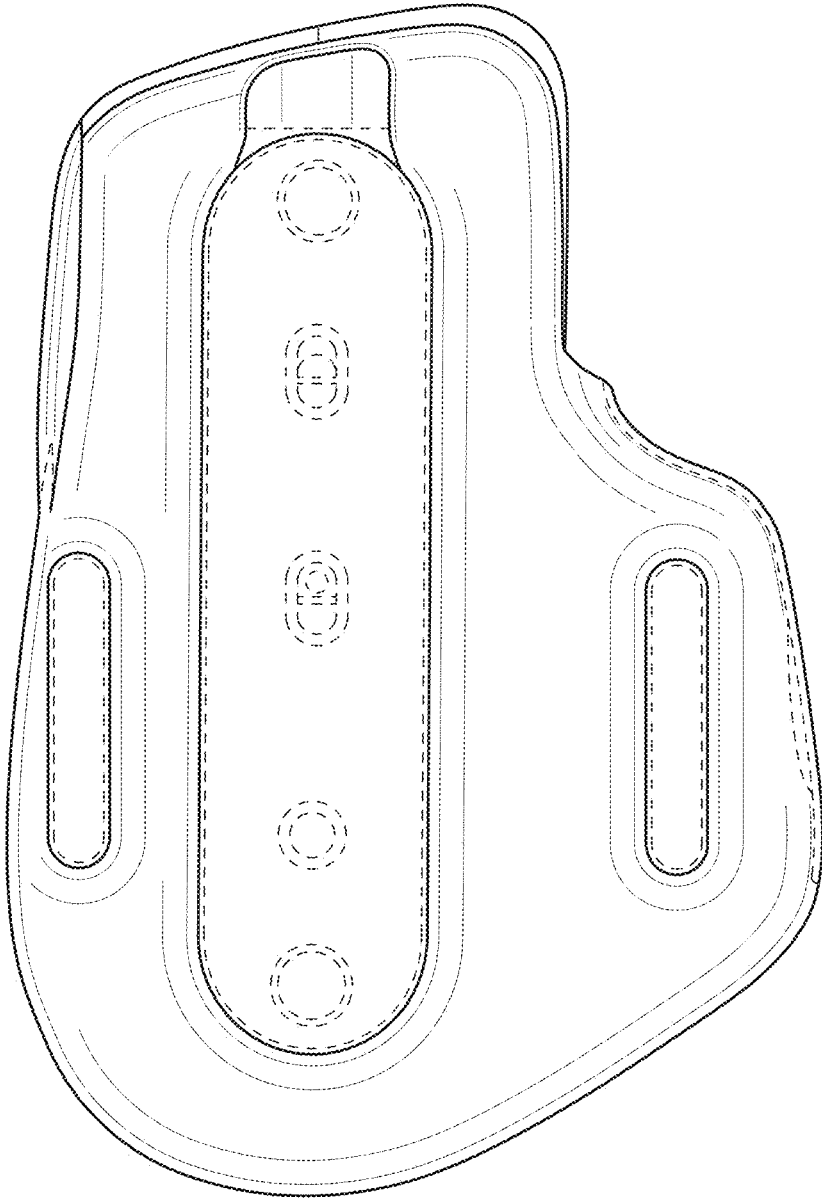


FIG. 3

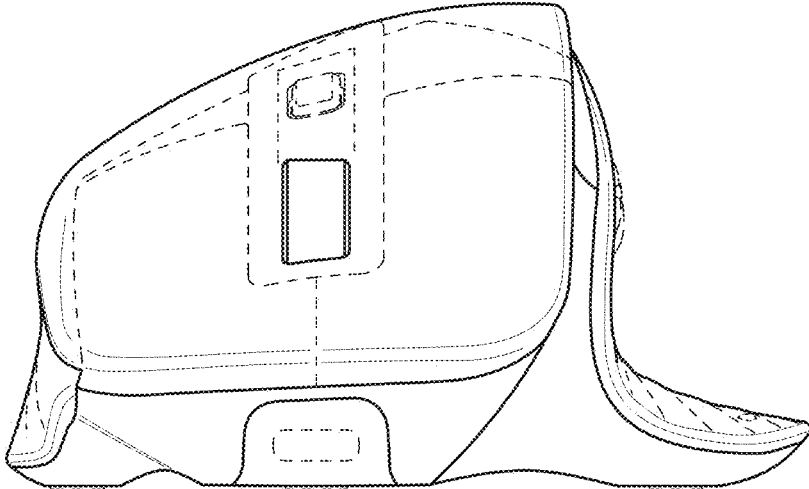


FIG. 4

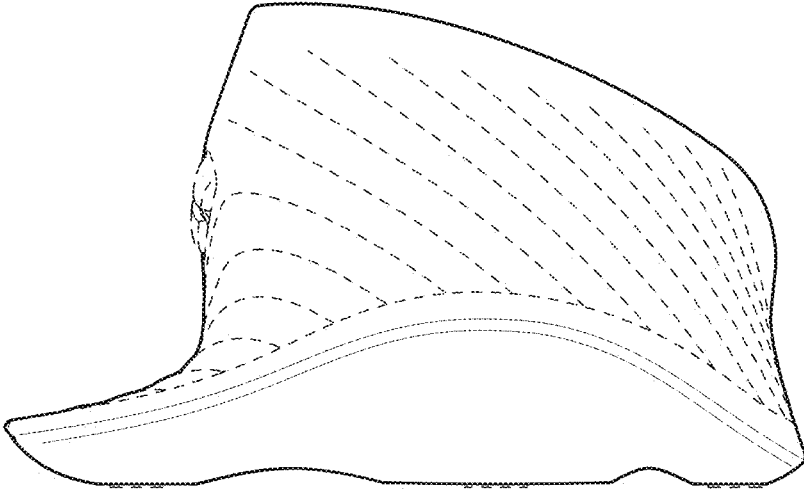


FIG. 5

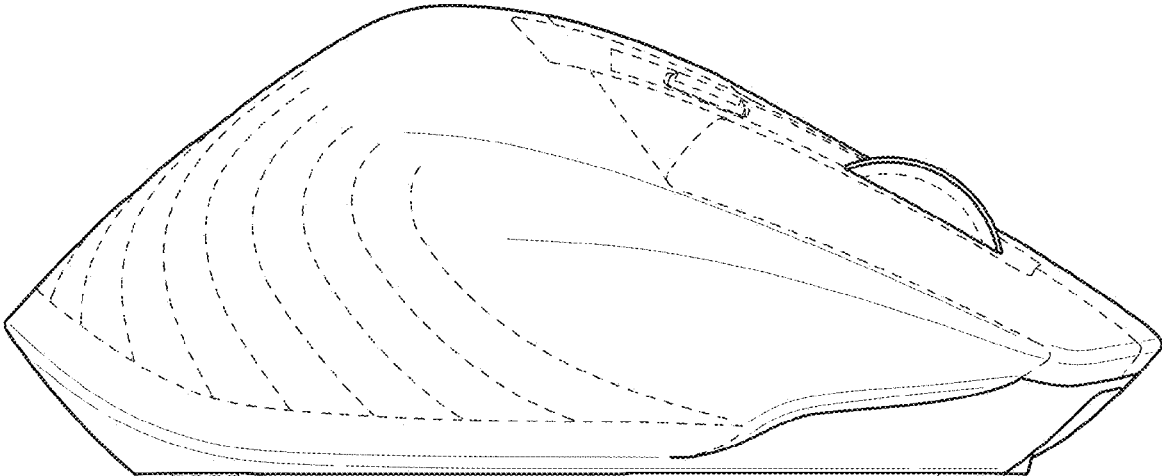


FIG. 6

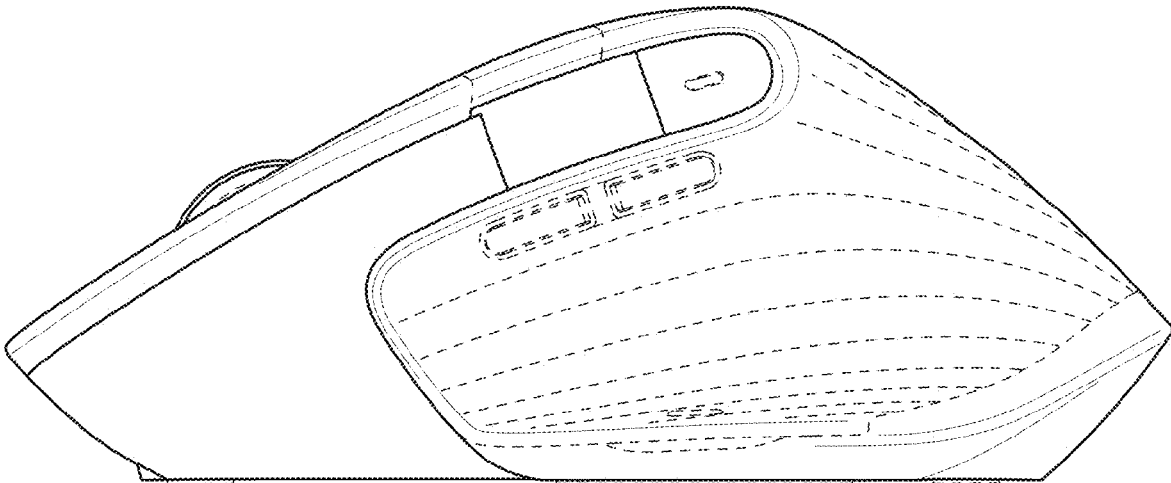


FIG. 7