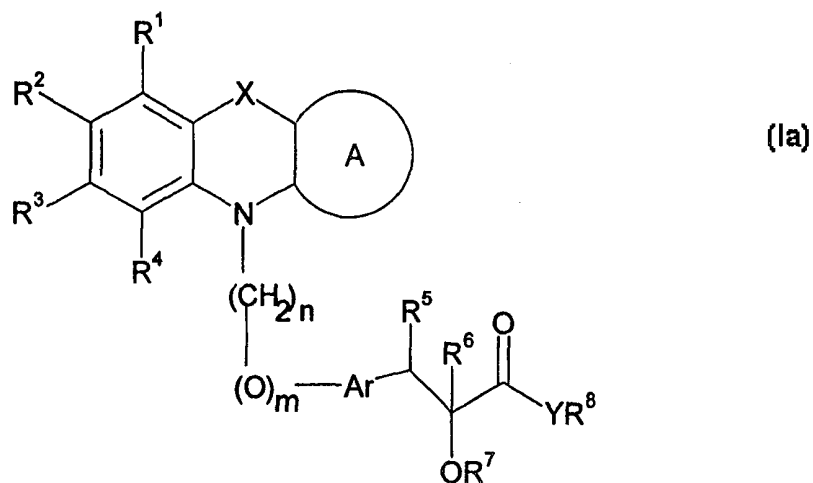




INTERNATIONAL APPLICATION PUBLISHED UNDER THE PATENT COOPERATION TREATY (PCT)

<p>(51) International Patent Classification ⁷ : C07D 209/80, 223/22, 273/01, 279/22, 471/14, A61K 31/403, 31/55, 31/395, 31/437, A61P 3/04, 3/10</p>	A1	<p>(11) International Publication Number: WO 00/23425</p> <p>(43) International Publication Date: 27 April 2000 (27.04.00)</p>
<p>(21) International Application Number: PCT/DK99/00570</p> <p>(22) International Filing Date: 19 October 1999 (19.10.99)</p> <p>(30) Priority Data: PA 1998 01352 21 October 1998 (21.10.98) DK</p> <p>(71) Applicants: NOVO NORDISK A/S [DK/DK]; Novo Allé, DK-2880 Bagsværd (DK). DR. REDDY'S RESEARCH FOUNDATION [IN/IN]; 7-1-27, Ameerpet, 500 016 Hyderabad, A.P. (IN).</p> <p>(72) Inventors: JEPPESEN, Lone; Malmlosevej 121, DK-2830 Virum (DK). BURY, Paul, Stanley; Hjortholms Allé 48, DK-2400 København NV (DK). SAUERBERG, Per; Syrenvænget 27, DK-3520 Farum (DK).</p> <p>(74) Common Representative: NOVO NORDISK A/S; Novo Allé, DK-2880 Bagsværd (DK).</p>	<p>(81) Designated States: AE, AL, AM, AT, AU, AZ, BA, BB, BG, BR, BY, CA, CH, CN, CR, CU, CZ, DE, DK, DM, EE, ES, FI, GB, GD, GE, GH, GM, HR, HU, ID, IL, IN, IS, JP, KE, KG, KP, KR, KZ, LC, LK, LR, LS, LT, LU, LV, MA, MD, MG, MK, MN, MW, MX, NO, NZ, PL, PT, RO, RU, SD, SE, SG, SI, SK, SL, TJ, TM, TR, TT, TZ, UA, UG, UZ, VN, YU, ZA, ZW, ARIPO patent (GH, GM, KE, LS, MW, SD, SL, SZ, TZ, UG, ZW), Eurasian patent (AM, AZ, BY, KG, KZ, MD, RU, TJ, TM), European patent (AT, BE, CH, CY, DE, DK, ES, FI, FR, GB, GR, IE, IT, LU, MC, NL, PT, SE), OAPI patent (BF, BJ, CF, CG, CI, CM, GA, GN, GW, ML, MR, NE, SN, TD, TG).</p> <p>Published <i>With international search report.</i> <i>Before the expiration of the time limit for amending the claims and to be republished in the event of the receipt of amendments.</i></p>	

(54) Title: NEW COMPOUNDS, THEIR PREPARATION AND USE



(57) Abstract

The present invention relates to compounds of general formula (Ia). The compounds are useful in the treatment and/or prevention of conditions mediated by nuclear receptors, in particular the Peroxisome Proliferator-Activated Receptors (PPAR).

FOR THE PURPOSES OF INFORMATION ONLY

Codes used to identify States party to the PCT on the front pages of pamphlets publishing international applications under the PCT.

AL	Albania	ES	Spain	LS	Lesotho	SI	Slovenia
AM	Armenia	FI	Finland	LT	Lithuania	SK	Slovakia
AT	Austria	FR	France	LU	Luxembourg	SN	Senegal
AU	Australia	GA	Gabon	LV	Latvia	SZ	Swaziland
AZ	Azerbaijan	GB	United Kingdom	MC	Monaco	TD	Chad
BA	Bosnia and Herzegovina	GE	Georgia	MD	Republic of Moldova	TG	Togo
BB	Barbados	GH	Ghana	MG	Madagascar	TJ	Tajikistan
BE	Belgium	GN	Guinea	MK	The former Yugoslav Republic of Macedonia	TM	Turkmenistan
BF	Burkina Faso	GR	Greece	ML	Mali	TR	Turkey
BG	Bulgaria	HU	Hungary	MN	Mongolia	TT	Trinidad and Tobago
BJ	Benin	IE	Ireland	MR	Mauritania	UA	Ukraine
BR	Brazil	IL	Israel	MW	Malawi	UG	Uganda
BY	Belarus	IS	Iceland	MX	Mexico	US	United States of America
CA	Canada	IT	Italy	NE	Niger	UZ	Uzbekistan
CF	Central African Republic	JP	Japan	NL	Netherlands	VN	Viet Nam
CG	Congo	KE	Kenya	NO	Norway	YU	Yugoslavia
CH	Switzerland	KG	Kyrgyzstan	NZ	New Zealand	ZW	Zimbabwe
CI	Côte d'Ivoire	KP	Democratic People's Republic of Korea	PL	Poland		
CM	Cameroon	KR	Republic of Korea	PT	Portugal		
CN	China	KZ	Kazakstan	RO	Romania		
CU	Cuba	LC	Saint Lucia	RU	Russian Federation		
CZ	Czech Republic	LI	Liechtenstein	SD	Sudan		
DE	Germany	LK	Sri Lanka	SE	Sweden		
DK	Denmark	LR	Liberia	SG	Singapore		
EE	Estonia						

New Compounds, their Preparation and UseFIELD OF INVENTION

5 The present invention relates to novel compounds, pharmaceutical compositions containing them, methods for preparing the compounds and their use as medicaments. More specifically, compounds of the invention can be utilised in the treatment of conditions mediated by nuclear receptors, in particular the Peroxisome Proliferator-Activated Receptors (PPAR). The present compounds reduce blood glucose and triglyceride levels and are accordingly
10 useful for the treatment of ailments and disorders such as diabetes and obesity.

The present invention also relates to a process for the preparation of the above said novel compounds, their derivatives, their analogs, their tautomeric forms, their stereoisomers, their polymorphs, their pharmaceutically acceptable salts, pharmaceutically acceptable solvates
15 and pharmaceutical compositions containing them.

The compounds are useful for the treatment and/or prophylaxis of insulin resistance (type 2 diabetes), impaired glucose tolerance, dyslipidemia, disorders related to Syndrome X such as hypertension, obesity, insulin resistance, hyperglycaemia, atherosclerosis, hyperlipide-
20 mia, coronary artery disease and other cardiovascular disorders. The compounds of the present invention are also useful for the treatment of certain renal diseases including glomerulonephritis, glomerulosclerosis, nephrotic syndrome, hypertensive nephrosclerosis. These compounds may also be useful for improving cognitive functions in dementia, treating diabetic complications, psoriasis, polycystic ovarian syndrome (PCOS) and prevention and
25 treatment of bone loss, e.g. osteoporosis.

BACKGROUND OF THE INVENTION

30 Coronary artery disease (CAD) is the major cause of death in type 2 diabetic and metabolic syndrome patients (i.e. patients that fall within the 'deadly quartet' category of impaired glucose tolerance, insulin resistance, hypertriglyceridaemia and/or obesity).

The hypolipidaemic fibrates and antidiabetic thiazolidinediones separately display moderately effective triglyceride-lowering activities although they are neither potent nor efficacious enough to be a single therapy of choice for the dyslipidaemia often observed in type 2 diabetic or metabolic syndrome patients. The thiazolidinediones also potently lower circulating glucose levels of type 2 diabetic animal models and humans. However, the fibrate class of compounds are without beneficial effects on glycaemia. Studies on the molecular actions of these compounds indicate that thiazolidinediones and fibrates exert their action by activating distinct transcription factors of the peroxisome proliferator activated receptor (PPAR) family, resulting in increased and decreased expression of specific enzymes and apolipoproteins respectively, both key-players in regulation of plasma triglyceride content. Fibrates, on the one hand, are PPAR α activators, acting primarily in the liver. Thiazolidinediones, on the other hand, are high affinity ligands for PPAR γ acting primarily on adipose tissue.

Adipose tissue plays a central role in lipid homeostasis and the maintenance of energy balance in vertebrates. Adipocytes store energy in the form of triglycerides during periods of nutritional affluence and release it in the form of free fatty acids at times of nutritional deprivation. The development of white adipose tissue is the result of a continuous differentiation process throughout life. Much evidence points to the central role of PPAR γ activation in initiating and regulating this cell differentiation. Several highly specialised proteins are induced during adipocyte differentiation, most of them being involved in lipid storage and metabolism. The exact link from activation of PPAR γ to changes in glucose metabolism, most notably a decrease in insulin resistance in muscle, has not yet been clarified. A possible link is via free fatty acids such that activation of PPAR γ induces Lipoprotein Lipase (LPL), Fatty Acid Transport Protein (FATP) and Acyl-CoA Synthetase (ACS) in adipose tissue but not in muscle tissue. This, in turn, reduces the concentration of free fatty acids in plasma dramatically, and due to substrate competition at the cellular level, skeletal muscle and other tissues with high metabolic rates eventually switch from fatty acid oxidation to glucose oxidation with decreased insulin resistance as a consequence.

PPAR α is involved in stimulating β -oxidation of fatty acids. In rodents, a PPAR α -mediated change in the expression of genes involved in fatty acid metabolism lies at the basis of the phenomenon of peroxisome proliferation, a pleiotropic cellular response, mainly limited to liver and kidney and which can lead to hepatocarcinogenesis in rodents. The phenomenon of peroxisome proliferation is not seen in man. In addition to its role in peroxisome

proliferation in rodents, PPAR α is also involved in the control of HDL cholesterol levels in rodents and humans. This effect is, at least partially, based on a PPAR α -mediated transcriptional regulation of the major HDL apolipoproteins, apo A-I and apo A-II. The hypotriglyceridemic action of fibrates and fatty acids also involves PPAR α and can be summarised as follows: (I) an increased lipolysis and clearance of remnant particles, due to changes in lipoprotein lipase and apo C-III levels, (II) a stimulation of cellular fatty acid uptake and their subsequent conversion to acyl-CoA derivatives by the induction of fatty acid binding protein and acyl-CoA synthase, (III) an induction of fatty acid β -oxidation pathways, (IV) a reduction in fatty acid and triglyceride synthesis, and finally (V) a decrease in VLDL production. Hence, both enhanced catabolism of triglyceride-rich particles as well as reduced secretion of VLDL particles constitutes mechanisms that contribute to the hypolipidemic effect of fibrates.

A number of compounds have been reported to be useful in the treatment of hyperglycemia, hyperlipidemia and hypercholesterolemia (U.S. Pat. 5,306,726, PCT Publications nos. W091/19702, WO 95/03038, WO 96/04260, WO 94/13650, WO 94/01420, WO 97/36579, WO 97/25042, WO 95/17394, WO 99/08501, WO 99/19313 and WO 99/16758).

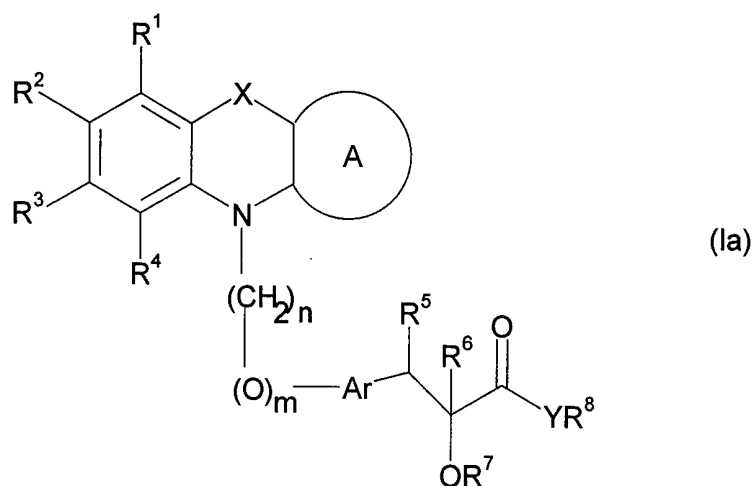
20 SUMMARY OF THE INVENTION

Glucose lowering as a single approach does not overcome the macrovascular complications associated with type 2 diabetes and metabolic syndrome. Novel treatments of type 2 diabetes and metabolic syndrome must therefore aim at lowering both the overt hypertriglyceridaemia associated with these syndromes as well as alleviation of hyperglycaemia.

The clinical activity of fibrates and thiazolidinediones indicates that research for compounds displaying combined PPAR α and PPAR γ activation should lead to the discovery of efficacious glucose and triglyceride lowering drugs that have great potential in the treatment of type 2 diabetes and the metabolic syndrome (i.e. impaired glucose tolerance, insulin resistance, hypertriglyceridaemia and/or obesity).

DETAILED DESCRIPTION OF THE INVENTION

Accordingly, the present invention relates to compounds of the general formula (Ia):



5

wherein R^1 , R^2 , R^3 , and R^4 independently of each other represent hydrogen, halogen, perhalomethyl, hydroxy, nitro, cyano, formyl, or C_{1-12} -alkyl, C_{4-12} -alkenynyl, C_{2-12} -alkenyl, C_{2-12} -alkynyl, C_{1-12} -alkoxy, aryl, aryloxy, aralkyl, aralkoxy, heterocyclyl, heteroaryl, heteroaralkyl, heteroaryloxy, heteroaralkoxy, acyl, acyloxy, hydroxy C_{1-12} -alkyl, amino, acylamino, C_{1-12} -alkylamino, arylamino, aralkylamino, amino C_{1-12} -alkyl, C_{1-12} -alkoxycarbonyl, aryloxycarbonyl, aralkoxycarbonyl, C_{1-12} -alkoxy C_{1-12} -alkyl, aryloxy C_{1-12} -alkyl, aralkoxy C_{1-12} -alkyl, C_{1-12} -alkylthio, thio C_{1-12} -alkyl, C_{1-12} -alkoxycarbonylamino, aryloxycarbonylamino, aralkoxycarbonylamino, $-COR^{11}$, or $-SO_2R^{12}$, wherein R^{11} and R^{12} independently of each other are selected from hydroxy, halogen, perhalomethyl, C_{1-6} -alkoxy or amino optionally substituted with one or more C_{1-6} -alkyl, perhalomethyl or aryl; optionally substituted with one or more halogen, perhalomethyl, hydroxy, nitro or cyano; or R^1 and R^2 , R^2 and R^3 and/or R^3 and R^4 may form a cyclic ring containing from 5 to 7 carbon atoms optionally substituted with one or more C_{1-6} -alkyl;

20

ring A fused to the ring containing X and N represents a 5-6 membered cyclic ring, optionally substituted with one or more halogen, perhalomethyl, hydroxy, nitro, cyano, formyl, or C_{1-12} -alkyl, C_{4-12} -alkenynyl, C_{2-12} -alkenyl, C_{2-12} -alkynyl, C_{1-12} -alkoxy, aryl, aryloxy, aralkyl, aralkoxy, heterocyclyl, heteroaryl, heteroaralkyl, heteroaryloxy, heteroaralkoxy, acyl, acyloxy, hydroxy C_{1-12} -alkyl, amino, acylamino, C_{1-12} -alkyl-amino, arylamino, aralkylamino, amino C_{1-12} -alkyl, C_{1-12} -alkoxycarbonyl,

25

aryloxycarbonyl, aralkoxycarbonyl, C₁₋₁₂-alkoxyC₁₋₁₂-alkyl, aryloxyC₁₋₁₂-alkyl, aralkoxyC₁₋₁₂-alkyl, C₁₋₁₂-alkylthio, thioC₁₋₁₂-alkyl, C₁₋₁₂-alkoxycarbonylamino, aryloxycarbonylamino, aralkoxycarbonylamino, -COR¹¹, or -SO₂R¹², wherein R¹¹ and R¹² independently of each other are selected from hydroxy, halogen, perhalomethyl, C₁₋₆-alkoxy or amino optionally substituted with one or more C₁₋₆-alkyl, perhalomethyl or aryl; optionally substituted with one or more halogen, perhalomethyl, hydroxy, nitro or cyano;

X is a valence bond, -(CHR⁹)-, -(CHR⁹)-CH₂-, -CH=CH-, -O-(CHR⁹)-, -S-(CHR⁹)-, -(NR⁹)-CH₂-, -(CHR⁹)-CH=CH-, -(CHR⁹)-CH₂-CH₂-, -(C=O)-, -O-CH₂-O-, -(NR⁹)-S(O₂)-, -CH=(CR⁹)-, -(CO)-(CHR⁹)-, -CH₂-(SO)-, -(SO)-, -(SO₂)-, -CH₂-(SO₂)-, -CH₂-O-CH₂-, wherein R⁹ is hydrogen, halogen, hydroxy, nitro, cyano, formyl, C₁₋₁₂-alkyl, C₁₋₁₂-alkoxy, aryl, aryloxy, aralkyl, aralkoxy, heterocyclyl, heteroaryl, heteroaralkyl, heteroaryloxy, heteroaralkoxy, acyl, acyloxy, hydroxyalkyl, amino, acylamino, C₁₋₁₂-alkylamino, arylamino, aralkylamino, aminoC₁₋₁₂-alkyl, C₁₋₁₂-alkoxycarbonyl, aryloxycarbonyl, aralkoxycarbonyl, C₁₋₁₂-alkoxyC₁₋₁₂-alkyl, aryloxyC₁₋₁₂-alkyl, aralkoxyC₁₋₁₂-alkyl, C₁₋₁₂-alkylthio, thioC₁₋₁₂-alkyl, C₁₋₁₂-alkoxycarbonylamino, aryloxycarbonylamino, aralkoxycarbonylamino, -COR¹³, or -SO₂R¹⁴, wherein R¹³ and R¹⁴ independently of each other are selected from hydroxy, halogen, C₁₋₆-alkoxy, amino optionally substituted with one or more C₁₋₆-alkyl, perhalomethyl or aryl;

Ar represents arylene, heteroarylene, or a divalent heterocyclic group optionally substituted with one or more C₁₋₆-alkyl or aryl;

R⁵ represents hydrogen, hydroxy, halogen, C₁₋₁₂-alkoxy, C₁₋₁₂-alkyl, C₄₋₁₂-alkenynyl, C₂₋₁₂-alkenyl, C₂₋₁₂-alkynyl or aralkyl; optionally substituted with one or more halogen, perhalomethyl, hydroxy, nitro or cyano; or R⁵ forms a bond together with R⁶,

R⁶ represents hydrogen, hydroxy, halogen, C₁₋₁₂-alkoxy, C₁₋₁₂-alkyl, C₄₋₁₂-alkenynyl, C₂₋₁₂-alkenyl, C₂₋₁₂-alkynyl, acyl or aralkyl; optionally substituted with one or more halogen, perhalomethyl, hydroxy, nitro or cyano; or R⁶ forms a bond together with R⁵,

R⁷ represents hydrogen, C₁₋₁₂-alkyl, C₄₋₁₂-alkenynyl, C₂₋₁₂-alkenyl, C₂₋₁₂-alkynyl, aryl, aralkyl, C₁₋₁₂-alkoxyC₁₋₁₂-alkyl, C₁₋₁₂-alkoxycarbonyl, aryloxycarbonyl, C₁₋₁₂-alkylaminocarbonyl, arylaminocarbonyl, acyl, heterocyclyl, heteroaryl or heteroaralkyl groups; optionally substituted with one or more halogen, perhalomethyl, hydroxy, nitro or cyano;

R⁸ represents hydrogen, C₁₋₁₂-alkyl, C₄₋₁₂-alkenynyl, C₂₋₁₂-alkenyl, C₂₋₁₂-alkynyl, aryl, aralkyl, heterocyclyl, heteroaryl or heteroaralkyl groups; optionally substituted with one or more halogen, perhalomethyl, hydroxy, nitro or cyano;

Y represents oxygen, sulphur or NR¹⁰, where R¹⁰ represents hydrogen, C₁₋₁₂-alkyl, aryl, hydroxyC₁₋₁₂-alkyl or aralkyl groups or when Y is NR¹⁰, R⁸ and R¹⁰ may form a 5 or 6 membered nitrogen containing ring, optionally substituted with one or more C₁₋₆alkyl;

n is an integer ranging from 1 to 4 and m is an integer ranging from 0 to 1;

or a pharmaceutically acceptable salt thereof.

10 In a preferred embodiment, the present invention is concerned with compounds of formula I wherein R¹, R², R³, and R⁴ independently of each other represent hydrogen, halogen, perhalomethyl, hydroxy, cyano, or C₁₋₇-alkyl, C₄₋₇-alkenynyl, C₂₋₇-alkenyl, C₂₋₇-alkynyl, C₁₋₇-alkoxy, aryl, aryloxy, aralkyl, aralkoxy, heterocyclyl, heteroaryl, heteroaralkyl, heteroaryloxy, heteroaralkoxy, acyl, acyloxy, hydroxyC₁₋₇-alkyl, amino, acylamino, C₁₋₇-alkylamino, arylamino, aralkylamino, aminoC₁₋₇-alkyl, C₁₋₇-alkoxyC₁₋₇-alkyl, aryloxyC₁₋₇-alkyl, aralkoxyC₁₋₇-alkyl, C₁₋₇-alkylthio, thioC₁₋₇-alkyl, C₁₋₇-alkoxycarbonylamino, aryloxycarbonylamino, aralkoxycarbonylamino, -COR¹¹, or -SO₂R¹², wherein R¹¹ and R¹² independently of each other are selected from hydroxy, perhalomethyl or amino optionally substituted with one or more C₁₋₆-alkyl, perhalomethyl or aryl; optionally substituted with one or more halogen, perhalomethyl, hydroxy or cyano;

20 or R¹ and R², R² and R³ and/or R³ and R⁴ may form a cyclic ring containing from 5 to 7 carbon atoms optionally substituted with one or more C₁₋₆-alkyl.

25 In another preferred embodiment, the present invention is concerned with compounds of formula I wherein R¹, R², R³, and R⁴ independently of each other represent hydrogen, halogen, perhalomethyl, hydroxy, cyano, or C₁₋₇-alkyl, C₄₋₇-alkenynyl, C₂₋₇-alkenyl, C₂₋₇-alkynyl, C₁₋₇-alkoxy, aryl, aryloxy, aralkyl, aralkoxy, heterocyclyl, heteroaryl, heteroaralkyl, heteroaryloxy, heteroaralkoxy, acyl, amino, acylamino, C₁₋₇-alkyl-amino, arylamino, aralkylamino, aminoC₁₋₇-alkyl, C₁₋₇-alkoxyC₁₋₇-alkyl, aryloxyC₁₋₇-alkyl, aralkoxyC₁₋₇-alkyl, C₁₋₇-alkylthio, thioC₁₋₇-alkyl; optionally substituted with one or more halogen or hydroxy.

30

In another preferred embodiment, the present invention is concerned with compounds of formula I wherein R¹, R², R³, and R⁴ independently of each other represent hydrogen, halogen, perhalomethyl, hydroxy or C₁₋₇-alkyl, C₂₋₇-alkenyl, C₂₋₇-alkynyl, C₁₋₇-alkoxy, aryl, aryloxy, aralkyl, aralkoxy, heteroaryl, heteroaryloxy, heteroaralkoxy, acyl, arylamino, aryloxyC₁₋₇-alkyl.

In another preferred embodiment, the present invention is concerned with compounds of formula I wherein R¹, R², R³, and R⁴ independently of each other represent hydrogen, halogen, perhalomethyl, hydroxy, C₁₋₇-alkyl, C₂₋₇-alkenyl, C₂₋₇-alkynyl, C₁₋₇-alkoxy or aryl.

In another preferred embodiment, the present invention is concerned with compounds of formula I wherein R¹, R², R³ and R⁴ independently of each other represent hydrogen, halogen or phenyl.

In another preferred embodiment, the present invention is concerned with compounds of formula I wherein ring A fused to the ring containing X and N represents a 5-6 membered cyclic ring, optionally substituted with one or more hydrogen, halogen, perhalomethyl, hydroxy, cyano, or C₁₋₇-alkyl, C₄₋₇-alkenynyl, C₂₋₇-alkenyl, C₂₋₇-alkynyl, C₁₋₇-alkoxy, aryl, aryloxy, aralkyl, aralkoxy, heterocyclyl, heteroaryl, heteroaralkyl, heteroaryloxy, heteroaralkoxy, acyl, acyloxy, hydroxyC₁₋₇-alkyl, amino, acylamino, C₁₋₇-alkylamino, arylamino, aralkylamino, aminoC₁₋₇-alkyl, C₁₋₇-alkoxyC₁₋₇-alkyl, aryloxyC₁₋₇-alkyl, aralkoxyC₁₋₇-alkyl, C₁₋₇-alkylthio, thioC₁₋₇-alkyl, C₁₋₇-alkoxycarbonylamino, aryloxy carbonylamino, aralkoxycarbonylamino, -COR¹¹, or -SO₂R¹², wherein R¹¹ and R¹² independently of each other are selected from hydroxy, perhalomethyl or amino optionally substituted with one or more C₁₋₆-alkyl, perhalomethyl or aryl; optionally substituted with one or more halogen, perhalomethyl, hydroxy or cyano.

In another preferred embodiment, the present invention is concerned with compounds of formula I wherein ring A fused to the ring containing X and N represents a 5-6 membered cyclic ring, optionally substituted with one or more hydrogen, halogen, perhalomethyl, hydroxy, cyano, or C₁₋₇-alkyl, C₄₋₇-alkenynyl, C₂₋₇-alkenyl, C₂₋₇-alkynyl, C₁₋₇-alkoxy, aryl, aryloxy, aralkyl, aralkoxy, heterocyclyl,

heteroaryl, heteroaralkyl, heteroaryloxy, heteroaralkoxy, acyl, amino, acylamino, C₁₋₇-alkylamino, arylamino, aralkylamino, aminoC₁₋₇-alkyl, C₁₋₇-alkoxyC₁₋₇-alkyl, aryloxyC₁₋₇-alkyl, aralkoxyC₁₋₇-alkyl, C₁₋₇-alkylthio, thioC₁₋₇-alkyl; optionally substituted with one or more halogen or hydroxy.

5

In another preferred embodiment, the present invention is concerned with compounds of formula I wherein ring A fused to the ring containing X and N represents a 5-6 membered cyclic ring, optionally substituted with one or more hydrogen, halogen, perhalomethyl, hydroxy or C₁₋₇-alkyl, C₂₋₇-alkenyl, C₂₋₇-alkynyl, C₁₋₇-alkoxy, aryl, aryloxy, aralkyl, aralkoxy, heteroaryl, heteroaryloxy, heteroaralkoxy, acyl, arylamino, aryloxyC₁₋₇-alkyl.

10

In another preferred embodiment, the present invention is concerned with compounds of formula I wherein ring A fused to the ring containing X and N represents a 5-6 membered cyclic ring, optionally substituted with one or more hydrogen, halogen, perhalomethyl, hydroxy or C₁₋₇-alkyl, C₂₋₇-alkenyl, C₂₋₇-alkynyl, C₁₋₇-alkoxy or aryl.

15

In another preferred embodiment, the present invention is concerned with compounds of formula I wherein ring A fused to the ring containing X and N represents a 5-6 membered cyclic ring, optionally substituted with one or more hydrogen, halogen or phenyl.

20

In another preferred embodiment, the present invention is concerned with compounds of formula I wherein X is a valence bond, -(CHR⁹)-, -(CHR⁹)-CH₂-, -CH=CH-, -O-(CHR⁹)-, -S-(CHR⁹)-, -(NR⁹)-CH₂-, -(CHR⁹)-CH=CH-, -(CHR⁹)-CH₂-CH₂-, -(C=O)-, -O-CH₂-O-, -(NR⁹)-S(O₂)-, -CH=(CR⁹)-, -(CO)-(CHR⁹)-, -CH₂-(SO)-, -(SO)-, -(SO₂)-, -CH₂-(SO₂)-, -CH₂-O-CH₂-, wherein R⁹ is hydrogen, halogen, hydroxy, cyano, C₁₋₇alkyl, C₁₋₇alkoxy, aryl, aryloxy, aralkyl, aralkoxy, heterocyclyl, heteroaryl, heteroaralkyl, heteroaryloxy, heteroaralkoxy, acyl, acyloxy, hydroxyalkyl, amino, acylamino, C₁₋₇alkylamino, arylamino, aralkylamino, aminoC₁₋₇-alkyl, C₁₋₇-alkoxyC₁₋₇-alkyl, aryloxyC₁₋₇-alkyl, aralkoxyC₁₋₇-alkyl, C₁₋₇-alkylthio or thioC₁₋₇-alkyl.

25

30

In another preferred embodiment, the present invention is concerned with compounds of formula I wherein X is a valence bond, $-(\text{CHR}^9)-$, $-(\text{CHR}^9)\text{-CH}_2-$, CH=CH- , $-\text{O}-(\text{CHR}^9)-$, $-\text{S}-(\text{CHR}^9)-$, $-(\text{NR}^9)\text{-CH}_2-$, $-(\text{CHR}^9)\text{-CH=CH-}$, $-(\text{CHR}^9)\text{-CH}_2\text{-CH}_2-$, $-(\text{C=O})-$, $-\text{O-CH}_2\text{-O-}$, $-(\text{NR}^9)\text{-S(O}_2\text{)-}$, $-\text{CH}=(\text{CR}^9)-$, $-(\text{CO})-(\text{CHR}^9)-$, $-\text{CH}_2(\text{SO})-$, $-(\text{SO})-$, $-(\text{SO}_2)-$, $-\text{CH}_2(\text{SO}_2)-$, $-\text{CH}_2\text{-O-CH}_2-$, wherein R^9 is hydrogen, halogen, hydroxy, C_{1-7} -alkyl, C_{1-7} -alkoxy or aryl.

In another preferred embodiment, the present invention is concerned with compounds of formula I wherein X is a valence bond, $-(\text{CHR}^9)-$, $-(\text{CHR}^9)\text{-CH}_2-$, CH=CH- , $-\text{O}-(\text{CHR}^9)-$, $-\text{S}-(\text{CHR}^9)-$, $-(\text{NR}^9)\text{-CH}_2-$, $-(\text{CHR}^9)\text{-CH=CH-}$, $-(\text{CHR}^9)\text{-CH}_2\text{-CH}_2-$, $-(\text{C=O})-$, $-\text{O-CH}_2\text{-O-}$, $-(\text{NR}^9)\text{-S(O}_2\text{)-}$, $-\text{CH}=(\text{CR}^9)-$, $-(\text{CO})-(\text{CHR}^9)-$, $-\text{CH}_2(\text{SO})-$, $-(\text{SO})-$, $-(\text{SO}_2)-$, $-\text{CH}_2(\text{SO}_2)-$, $-\text{CH}_2\text{-O-CH}_2-$, wherein R^9 is hydrogen, halogen, hydroxy, C_{1-4} -alkyl or C_{1-4} -alkoxy.

In another preferred embodiment, the present invention is concerned with compounds of formula I wherein X is a valence bond, $-(\text{CHR}^9)-$, $-(\text{CHR}^9)\text{-CH}_2-$, CH=CH- , $-\text{O}-(\text{CHR}^9)-$, $-(\text{CHR}^9)\text{-CH=CH-}$, $-(\text{CHR}^9)\text{-CH}_2\text{-CH}_2-$, $-(\text{C=O})-$, $-\text{O-CH}_2\text{-O-}$, $\text{CH}=(\text{CR}^9)-$, $-(\text{CO})-(\text{CHR}^9)-$, $-\text{CH}_2(\text{SO})-$, $-(\text{SO})-$, $-(\text{SO}_2)-$, $-\text{CH}_2(\text{SO}_2)-$, $-\text{CH}_2\text{-O-CH}_2-$, wherein R^9 is hydrogen.

20

In another preferred embodiment, the present invention is concerned with compounds of formula I wherein Ar represents arylene, heteroarylene, or a divalent heterocyclic group optionally substituted with one or more C_{1-6} -alkyl or aryl;

R^5 represents hydrogen, hydroxy, halogen, C_{1-7} -alkoxy, C_{1-7} -alkyl, C_{4-7} -alkenynyl, C_{2-7} -alkenyl, C_{2-7} -alkynyl; or R^5 forms a bond together with R^6 ,

R^6 represents hydrogen, hydroxy, halogen, C_{1-7} -alkoxy, C_{1-7} -alkyl, C_{4-7} -alkenynyl, C_{2-7} -alkenyl, C_{2-7} -alkynyl; or R^6 forms a bond together with R^5 ,

R^7 represents hydrogen, C_{1-7} -alkyl, C_{4-7} -alkenynyl, C_{2-7} -alkenyl, C_{2-7} -alkynyl, aryl, aralkyl, C_{1-7} -alkoxy, C_{1-7} -alkoxycarbonyl, aryloxycarbonyl, C_{1-7} -alkylaminocarbonyl, arylaminocarbonyl, acyl, heterocyclyl, heteroaryl or heteroaralkyl groups;

R^8 represents hydrogen, C_{1-7} -alkyl, C_{4-7} -alkenynyl, C_{2-7} -alkenyl, C_{2-7} -alkynyl, aryl, aralkyl, heterocyclyl, heteroaryl or heteroaralkyl.

Y represents oxygen, sulphur or NR¹⁰, where R¹⁰ represents hydrogen, C₁₋₇-alkyl, hydroxyC₁₋₇-alkyl;

n is an integer ranging from 2 to 3 and m is an integer ranging from 0 to 1.

5 In another preferred embodiment, the present invention is concerned with compounds of formula I wherein Ar represents arylene or heteroarylene;

R⁵ represents hydrogen, hydroxy, halogen; or R⁵ forms a bond together with R⁶,

R⁶ represents hydrogen, hydroxy, halogen; or R⁶ forms a bond together with R⁵,

10 R⁷ represents hydrogen, C₁₋₇-alkyl, C₂₋₇-alkenyl, C₂₋₇-alkynyl, aryl, aralkyl, C₁₋₇-alkoxyC₁₋₇-alkyl, C₁₋₇-alkylaminocarbonyl, arylaminocarbonyl, acyl, heterocyclyl, heteroaryl or heteroaralkyl groups;

R⁸ represents hydrogen, C₁₋₇-alkyl, C₂₋₇-alkenyl, C₂₋₇-alkynyl;

Y represents oxygen or sulphur;

n is an integer ranging from 2 to 3 and m is 1.

15

In another preferred embodiment, the present invention is concerned with compounds of formula I wherein Ar represents arylene or heteroarylene;

R⁵ represents hydrogen;

R⁶ represents hydrogen;

20 R⁷ represents hydrogen, C₁₋₇-alkyl, C₂₋₇-alkenyl, C₂₋₇-alkynyl, aryl, aralkyl, C₁₋₇-alkoxyC₁₋₇-alkyl;

R⁸ represents hydrogen, C₁₋₇-alkyl, C₂₋₇-alkenyl, C₂₋₇-alkynyl;

Y represents oxygen;

n is an integer ranging from 2 to 3 and m is 1.

25

In another preferred embodiment, the present invention is concerned with compounds of formula I wherein Ar represents arylene

R⁵ represents hydrogen;

R⁶ represents hydrogen;

30 R⁷ represents hydrogen, C₁₋₄-alkyl, C₂₋₄-alkenyl, C₂₋₄-alkynyl,

R⁸ represents hydrogen, C₁₋₄-alkyl,

Y represents oxygen;

n is an integer ranging from 2 to 3 and m is 1.

In another preferred embodiment, the present invention is concerned with compounds of formula I wherein Ar represents phenylene,

R⁵ represents hydrogen;

R⁶ represents hydrogen;

5 R⁷ represents hydrogen, C₁₋₄-alkyl,

R⁸ represents hydrogen

Y represents oxygen;

n is an integer ranging from 2 to 3 and m is 1.

10 In another preferred embodiment, the present invention is concerned with compounds of formula I wherein A is benzo optionally substituted with one or more halogen or phenyl.

In another preferred embodiment, the present invention is concerned with compounds of formula I wherein A is pyrido.

15

In another preferred embodiment, the present invention is concerned with compounds of formula I wherein Ar is arylene.

20 In another preferred embodiment, the present invention is concerned with compounds of formula I wherein X is -(CHR⁹)-CH₂-, wherein R⁹ is H.

In another preferred embodiment, the present invention is concerned with compounds of formula I wherein X is -CH=CH-.

25 In another preferred embodiment, the present invention is concerned with compounds of formula I wherein X is -(SO)-.

In another preferred embodiment, the present invention is concerned with compounds of formula I wherein X is -O-CH₂-O-.

30

In another preferred embodiment, the present invention is concerned with compounds of formula I wherein X is a valence bond.

In another preferred embodiment, the present invention is concerned with compounds of formula I wherein X is $-\text{O}-\text{CH}_2-$.

5 In another preferred embodiment, the present invention is concerned with compounds of formula I wherein X is $-(\text{CHR}^9)-\text{CH}_2-\text{CH}_2-$, wherein R^9 is H.

In another preferred embodiment, the present invention is concerned with compounds of formula I wherein X is $-(\text{CO})-(\text{CHR}^9)-$, wherein R^9 is H.

10 In another preferred embodiment, the present invention is concerned with compounds of formula I wherein X is $-\text{CH}=(\text{CR}^9)-$, wherein R^9 is C_{1-12} -alkoxy, preferably methoxy.

In another preferred embodiment, the present invention is concerned with compounds of formula I wherein X is $-(\text{NR}^9)-\text{S}(\text{O}_2)-$, wherein R^9 is C_{1-12} -alkyl, preferably methyl.

15 In another preferred embodiment, the present invention is concerned with compounds of formula I wherein X is $-(\text{C}=\text{O})-$.

In another preferred embodiment, the present invention is concerned with compounds of formula I wherein R^1 , R^2 , R^3 and R^4 are H.

20

In another preferred embodiment, the present invention is concerned with compounds of formula I wherein n is 2.

25 In another preferred embodiment, the present invention is concerned with compounds of formula I wherein n is 3.

In another preferred embodiment, the present invention is concerned with compounds of formula I wherein m is 1.

30 In another preferred embodiment, the present invention is concerned with compounds of formula I wherein R^5 is H.

In another preferred embodiment, the present invention is concerned with compounds of formula I wherein R^6 is H.

In another preferred embodiment, the present invention is concerned with compounds of formula I wherein R⁷ is ethyl.

- 5 In another preferred embodiment, the present invention is concerned with compounds of formula I wherein R⁸ is H.

In another preferred embodiment, the present invention is concerned with compounds of formula I wherein R⁸ is ethyl.

10

In another preferred embodiment, the present invention is concerned with compounds of formula I wherein Y is oxygen.

Preferred compounds of the invention are:

- 15 3-{4-[2-(10,11-Dihydro-dibenzo[*b,f*]azepin-5-yl)-ethoxy]-phenyl}-2-ethoxy-propionic acid,
3-{4-[2-(10,11-Dihydro-dibenzo[*b,f*]azepin-5-yl)-ethoxy]-phenyl}-2-methoxy-propionic acid,
3-{4-[2-(10,11-Dihydro-dibenzo[*b,f*]azepin-5-yl)-ethoxy]-phenyl}-2-propoxy-propionic acid,
3-{4-[2-(10,11-Dihydro-dibenzo[*b,f*]azepin-5-yl)-ethoxy]-phenyl}-2-benzyloxy-propionic acid,
3-{4-[2-(10,11-Dihydro-dibenzo[*b,f*]azepin-5-yl)-propoxy]-phenyl}-2-ethoxy-propionic acid,
20 3-{4-[2-(10,11-Dihydro-dibenzo[*b,f*]azepin-5-yl)-propoxy]-phenyl}-2-methoxy-propionic acid,
3-{4-[2-(10,11-Dihydro-dibenzo[*b,f*]azepin-5-yl)-propyl]-phenyl}-2-ethoxy-propionic acid,
3-{4-[2-(10,11-Dihydro-dibenzo[*b,f*]azepin-5-yl)-propyl]-phenyl}-2-methoxy-propionic acid,
3-{4-[2-(10,11-Dihydro-dibenzo[*b,f*]azepin-5-yl)-methoxy]-phenyl}-2-ethoxy-propionic acid,
2-Ethoxy-3-(4-[2-(5,11-dihydro-5H-dibenzo[*b,e*][1,4]oxazepin-5-yl)-ethoxy]-phenyl)-propionic
25 acid,
2-Methoxy-3-(4-[2-(5,11-dihydro-5H-dibenzo[*b,e*][1,4]oxazepin-5-yl)-ethoxy]-phenyl)-
propionic acid,
2-Propoxy-3-(4-[2-(5,11-dihydro-5H-dibenzo[*b,e*][1,4]oxazepin-5-yl)-ethoxy]-phenyl)-
propionic acid,
30 2-Benzyloxy-3-(4-[2-(5,11-dihydro-5H-dibenzo[*b,e*][1,4]oxazepin-5-yl)-ethoxy]-phenyl)-
propionic acid,
2-Ethoxy-3-(4-[3-(5,11-dihydro-5H-dibenzo[*b,e*][1,4]oxazepin-5-yl)-propoxy]-phenyl)-
propionic acid,

- 2-Methoxy-3-(4-[3-(5,11-dihydro-5H-dibenzo[*b,e*][1,4]oxazepin-5-yl)-propoxy]-phenyl)-propionic acid,
- 2-Benzyloxy-3-(4-[3-(5,11-dihydro-5H-dibenzo[*b,e*][1,4]oxazepin-5-yl)-propoxy]-phenyl)-propionic acid,
- 5 2-Ethoxy-3-(4-[3-(5,11-dihydro-5H-dibenzo[*b,e*][1,4]oxazepin-5-yl)-propyl]-phenyl)-propionic acid,
- 2-Methoxy-3-(4-[3-(5,11-dihydro-5H-dibenzo[*b,e*][1,4]oxazepin-5-yl)-propyl]-phenyl)-propionic acid,
- 2-Benzyloxy-3-(4-[3-(5,11-dihydro-5H-dibenzo[*b,e*][1,4]oxazepin-5-yl)-propyl]-phenyl)-propionic acid,
- 10 2-Ethoxy-3-(4-[1-(5,11-dihydro-5H-dibenzo[*b,e*][1,4]oxazepin-5-yl)-methoxy]-phenyl)-propionic acid,
- 3-{4-[2-(6,7-Dihydro-5*H*-dibenzo[*b,g*]azocin-12-yl)-ethoxy]-phenyl}-2-ethoxy-propionic acid,
- 3-{4-[2-(6,7-Dihydro-5*H*-dibenzo[*b,g*]azocin-12-yl)-ethoxy]-phenyl}-2-propoxy-propionic acid,
- 15 3-{4-[2-(6,7-Dihydro-5*H*-dibenzo[*b,g*]azocin-12-yl)-ethoxy]-phenyl}-2-methoxy-propionic acid,
- 3-{4-[2-(6,7-Dihydro-5*H*-dibenzo[*b,g*]azocin-12-yl)-ethoxy]-phenyl}-2-benzyloxy-propionic acid,
- 3-{4-[1-(6,7-Dihydro-5*H*-dibenzo[*b,g*]azocin-12-yl)-methoxy]-phenyl}-2-ethoxy-propionic acid,
- 3-{4-[3-(6,7-Dihydro-5*H*-dibenzo[*b,g*]azocin-12-yl)-propoxy]-phenyl}-2-ethoxy-propionic acid,
- 20 3-{4-[3-(6,7-Dihydro-5*H*-dibenzo[*b,g*]azocin-12-yl)-propoxy]-phenyl}-2-methoxy-propionic acid,
- 3-{4-[3-(6,7-Dihydro-5*H*-dibenzo[*b,g*]azocin-12-yl)-propoxy]-phenyl}-2-benzyloxy-propionic acid,
- 3-{4-[3-(6,7-Dihydro-5*H*-dibenzo[*b,g*]azocin-12-yl)-propyl]-phenyl}-2-ethoxy-propionic acid,
- 25 3-{4-[3-(6,7-Dihydro-5*H*-dibenzo[*b,g*]azocin-12-yl)-propyl]-phenyl}-2-methoxy-propionic acid,
- 3-{4-[3-(6,7-Dihydro-5*H*-dibenzo[*b,g*]azocin-12-yl)-propyl]-phenyl}-2-benzyloxy-propionic acid,
- 2-Ethoxy-3-{4-[2-(10-oxo-10,11-dihydro-dibenzo[*b,f*]azepin-5-yl)-ethoxy]-phenyl}-propionic acid,
- 30 2-Methoxy-3-{4-[2-(10-oxo-10,11-dihydro-dibenzo[*b,f*]azepin-5-yl)-ethoxy]-phenyl}-propionic acid,
- 2-Propoxy-3-{4-[2-(10-oxo-10,11-dihydro-dibenzo[*b,f*]azepin-5-yl)-ethoxy]-phenyl}-propionic acid,

- 2-Benzyloxy-3-{4-[2-(10-oxo-10,11-dihydro-dibenzo[*b,f*]azepin-5-yl)-ethoxy]-phenyl}-propionic acid,
- 2-Ethoxy-3-{4-[1-(10-oxo-10,11-dihydro-dibenzo[*b,f*]azepin-5-yl)-methoxy]-phenyl}-propionic acid,
- 5 2-Ethoxy-3-{4-[3-(10-oxo-10,11-dihydro-dibenzo[*b,f*]azepin-5-yl)-propoxy]-phenyl}-propionic acid,
- 2-Methoxy-3-{4-[3-(10-oxo-10,11-dihydro-dibenzo[*b,f*]azepin-5-yl)-propoxy]-phenyl}-propionic acid,
- 2-Propoxy-3-{4-[3-(10-oxo-10,11-dihydro-dibenzo[*b,f*]azepin-5-yl)-propoxy]-phenyl}-propionic acid,
- 10 2-Benzyloxy-3-{4-[3-(10-oxo-10,11-dihydro-dibenzo[*b,f*]azepin-5-yl)-propoxy]-phenyl}-propionic acid,
- 2-Ethoxy-3-{4-[3-(10-oxo-10,11-dihydro-dibenzo[*b,f*]azepin-5-yl)-propyl]-phenyl}-propionic acid,
- 15 2-Methoxy-3-{4-[3-(10-oxo-10,11-dihydro-dibenzo[*b,f*]azepin-5-yl)-propyl]-phenyl}-propionic acid,
- 2-Propoxy-3-{4-[3-(10-oxo-10,11-dihydro-dibenzo[*b,f*]azepin-5-yl)-propyl]-phenyl}-propionic acid,
- 2-Benzyloxy-3-{4-[3-(10-oxo-10,11-dihydro-dibenzo[*b,f*]azepin-5-yl)-propyl]-phenyl}-propionic acid,
- 20 2-Ethoxy-3-{4-[2-(10-methoxy-dibenzo[*b,f*]azepin-5-yl)-ethoxy]-phenyl}-propionic acid,
- 2-Methoxy-3-{4-[2-(10-methoxy-dibenzo[*b,f*]azepin-5-yl)-ethoxy]-phenyl}-propionic acid,
- 2-Propoxy-3-{4-[2-(10-methoxy-dibenzo[*b,f*]azepin-5-yl)-ethoxy]-phenyl}-propionic acid,
- 2-Ethoxy-3-{4-[1-(10-methoxy-dibenzo[*b,f*]azepin-5-yl)-methoxy]-phenyl}-propionic acid,
- 25 2-Benzyloxy-3-{4-[2-(10-methoxy-dibenzo[*b,f*]azepin-5-yl)-ethoxy]-phenyl}-propionic acid,
- 2-Ethoxy-3-{4-[3-(10-methoxy-dibenzo[*b,f*]azepin-5-yl)-propoxy]-phenyl}-propionic acid,
- 2-Methoxy-3-{4-[3-(10-methoxy-dibenzo[*b,f*]azepin-5-yl)-propoxy]-phenyl}-propionic acid,
- 2-Benzyloxy-3-{4-[3-(10-methoxy-dibenzo[*b,f*]azepin-5-yl)-propoxy]-phenyl}-propionic acid,
- 2-Ethoxy-3-{4-[3-(10-methoxy-dibenzo[*b,f*]azepin-5-yl)-propyl]-phenyl}-propionic acid,
- 30 2-Methoxy-3-{4-[3-(10-methoxy-dibenzo[*b,f*]azepin-5-yl)-propyl]-phenyl}-propionic acid,
- 2-Benzyloxy-3-{4-[3-(10-methoxy-dibenzo[*b,f*]azepin-5-yl)-propyl]-phenyl}-propionic acid,
- 2-Ethoxy-3-{4-[2-(11-methyl-10,10-dioxo-10,11-dihydro-10⁶-thia-5,11-diaza-dibenzo[*a,d*]cyclohepten-5-yl)-ethoxy]-phenyl}-propionic acid,

- 2-Methoxy-3-{4-[2-(11-methyl-10,10-dioxo-10,11-dihydro-10⁶-thia-5,11-diaza-dibenzo[a,d]cyclohepten-5-yl)-ethoxy]-phenyl}-propionic acid,
- 2-Propoxy-3-{4-[2-(11-methyl-10,10-dioxo-10,11-dihydro-10⁶-thia-5,11-diaza-dibenzo[a,d]cyclohepten-5-yl)-ethoxy]-phenyl}-propionic acid,
- 5 2-Benzyloxy-3-{4-[2-(11-methyl-10,10-dioxo-10,11-dihydro-10⁶-thia-5,11-diaza-dibenzo[a,d]cyclohepten-5-yl)-ethoxy]-phenyl}-propionic acid,
- 2-Ethoxy-3-{4-[1-(11-methyl-10,10-dioxo-10,11-dihydro-10⁶-thia-5,11-diaza-dibenzo[a,d]cyclohepten-5-yl)-methoxy]-phenyl}-propionic acid,
- 2-Ethoxy-3-{4-[3-(11-methyl-10,10-dioxo-10,11-dihydro-10⁶-thia-5,11-diaza-
- 10 dibenzo[a,d]cyclohepten-5-yl)-propoxy]-phenyl}-propionic acid,
- 2-Propoxy-3-{4-[3-(11-methyl-10,10-dioxo-10,11-dihydro-10⁶-thia-5,11-diaza-dibenzo[a,d]cyclohepten-5-yl)-propoxy]-phenyl}-propionic acid,
- 2-Methoxy-3-{4-[3-(11-methyl-10,10-dioxo-10,11-dihydro-10⁶-thia-5,11-diaza-dibenzo[a,d]cyclohepten-5-yl)-propoxy]-phenyl}-propionic acid,
- 15 2-Ethoxy-3-{4-[3-(11-methyl-10,10-dioxo-10,11-dihydro-10⁶-thia-5,11-diaza-dibenzo[a,d]cyclohepten-5-yl)-propyl]-phenyl}-propionic acid,
- 2-Propoxy-3-{4-[3-(11-methyl-10,10-dioxo-10,11-dihydro-10⁶-thia-5,11-diaza-dibenzo[a,d]cyclohepten-5-yl)-propyl]-phenyl}-propionic acid,
- 2-Methoxy-3-{4-[3-(11-methyl-10,10-dioxo-10,11-dihydro-10⁶-thia-5,11-diaza-
- 20 dibenzo[a,d]cyclohepten-5-yl)-propyl]-phenyl}-propionic acid,
- 2-Ethoxy-3-{4-[2-(9-oxo-9*H*-acridin-10-yl)-ethoxy]-phenyl}-propionic acid,
- 2-Methoxy-3-{4-[2-(9-oxo-9*H*-acridin-10-yl)-ethoxy]-phenyl}-propionic acid,
- 2-Propoxy-3-{4-[2-(9-oxo-9*H*-acridin-10-yl)-ethoxy]-phenyl}-propionic acid,
- 2-Benzyloxy-3-{4-[2-(9-oxo-9*H*-acridin-10-yl)-ethoxy]-phenyl}-propionic acid,
- 25 2-Ethoxy-3-{4-[1-(9-oxo-9*H*-acridin-10-yl)-methoxy]-phenyl}-propionic acid,
- 2-Ethoxy-3-{4-[3-(9-oxo-9*H*-acridin-10-yl)-propoxy]-phenyl}-propionic acid,
- 2-Propoxy-3-{4-[3-(9-oxo-9*H*-acridin-10-yl)-propoxy]-phenyl}-propionic acid,
- 2-Methoxy-3-{4-[3-(9-oxo-9*H*-acridin-10-yl)-propoxy]-phenyl}-propionic acid,
- 2-Benzyloxy-3-{4-[3-(9-oxo-9*H*-acridin-10-yl)-propoxy]-phenyl}-propionic acid,
- 30 2-Ethoxy-3-{4-[3-(9-oxo-9*H*-acridin-10-yl)-propyl]-phenyl}-propionic acid,
- 2-Propoxy-3-{4-[3-(9-oxo-9*H*-acridin-10-yl)-propyl]-phenyl}-propionic acid,
- 2-Methoxy-3-{4-[3-(9-oxo-9*H*-acridin-10-yl)-propyl]-phenyl}-propionic acid,
- 2-Benzyloxy-3-{4-[3-(9-oxo-9*H*-acridin-10-yl)-propyl]-phenyl}-propionic acid,

- 2-Ethoxy-3-{4-[2-(5-oxo-5*H*-5^A-phenothiazin-10-yl)-ethoxy]-phenyl}-propionic acid,
2-Methoxy-3-{4-[2-(5-oxo-5*H*-5^A-phenothiazin-10-yl)-ethoxy]-phenyl}-propionic acid,
2-Propoxy-3-{4-[2-(5-oxo-5*H*-5^A-phenothiazin-10-yl)-ethoxy]-phenyl}-propionic acid,
2-Benzyloxy-3-{4-[2-(5-oxo-5*H*-5^A-phenothiazin-10-yl)-ethoxy]-phenyl}-propionic acid,
5 2-Ethoxy-3-{4-[3-(5-oxo-5*H*-5^A-phenothiazin-10-yl)-propoxy]-phenyl}-propionic acid,
2-Propoxy-3-{4-[3-(5-oxo-5*H*-5^A-phenothiazin-10-yl)-propoxy]-phenyl}-propionic acid,
2-Methoxy-3-{4-[3-(5-oxo-5*H*-5^A-phenothiazin-10-yl)-propoxy]-phenyl}-propionic acid,
2-Benzyloxy-3-{4-[3-(5-oxo-5*H*-5^A-phenothiazin-10-yl)-propoxy]-phenyl}-propionic acid,
2-Ethoxy-3-{4-[3-(5-oxo-5*H*-5^A-phenothiazin-10-yl)-propyl]-phenyl}-propionic acid,
10 2-Propoxy-3-{4-[3-(5-oxo-5*H*-5^A-phenothiazin-10-yl)-propyl]-phenyl}-propionic acid,
2-Methoxy-3-{4-[3-(5-oxo-5*H*-5^A-phenothiazin-10-yl)-propyl]-phenyl}-propionic acid,
2-Benzyloxy-3-{4-[3-(5-oxo-5*H*-5^A-phenothiazin-10-yl)-propyl]-phenyl}-propionic acid,
2-Ethoxy-3-{4-[1-(5-oxo-5*H*-5^A-phenothiazin-10-yl)-methoxy]-phenyl}-propionic acid,
3-(4-(2-(2-Chloro-5-oxo-phenothiazin-10-yl)-ethoxy)-phenyl)-2-ethoxy-propionic acid,
15 3-(4-(2-(2-Chloro-5-oxo-phenothiazin-10-yl)-ethoxy)-phenyl)-2-propoxy-propionic acid,
3-(4-(2-(2-Chloro-5-oxo-phenothiazin-10-yl)-ethoxy)-phenyl)-2-methoxy-propionic acid,
3-(4-(2-(2-Chloro-5-oxo-phenothiazin-10-yl)-ethoxy)-phenyl)-2-benzyloxy-propionic acid,
3-(4-(1-(2-Chloro-5-oxo-phenothiazin-10-yl)-methoxy)-phenyl)-2-ethoxy-propionic acid,
3-(4-(3-(2-Chloro-5-oxo-phenothiazin-10-yl)-propoxy)-phenyl)-2-ethoxy-propionic acid,
20 3-(4-(3-(2-Chloro-5-oxo-phenothiazin-10-yl)-propoxy)-phenyl)-2-propoxy-propionic acid,
3-(4-(3-(2-Chloro-5-oxo-phenothiazin-10-yl)-propoxy)-phenyl)-2-methoxy-propionic acid,
3-(4-(3-(2-Chloro-5-oxo-phenothiazin-10-yl)-propoxy)-phenyl)-2-benzyloxy-propionic acid,
3-(4-(3-(2-Chloro-5-oxo-phenothiazin-10-yl)-propyl)-phenyl)-2-ethoxy-propionic acid,
3-(4-(3-(2-Chloro-5-oxo-phenothiazin-10-yl)-propyl)-phenyl)-2-propoxy-propionic acid,
25 3-(4-(3-(2-Chloro-5-oxo-phenothiazin-10-yl)-propyl)-phenyl)-2-methoxy-propionic acid,
3-(4-(3-(2-Chloro-5-oxo-phenothiazin-10-yl)-propyl)-phenyl)-2-benzyloxy-propionic acid,
(S)-3-(4-(2-(Betacarbolin-9-yl)-ethoxy)-phenyl)-2-ethoxy-propionic acid,
(S)-3-(4-(2-(Betacarbolin-9-yl)-ethoxy)-phenyl)-2-methoxy-propionic acid,
(S)-3-(4-(2-(Betacarbolin-9-yl)-ethoxy)-phenyl)-2-propoxy-propionic acid,
30 (S)-3-(4-(2-(Betacarbolin-9-yl)-ethoxy)-phenyl)-2-benzyloxy-propionic acid,
(S)-3-(4-(1-(Betacarbolin-9-yl)-methoxy)-phenyl)-2-ethoxy-propionic acid,
(S)-3-(4-(3-(Betacarbolin-9-yl)-propoxy)-phenyl)-2-ethoxy-propionic acid,
(S)-3-(4-(3-(Betacarbolin-9-yl)-propoxy)-phenyl)-2-methoxy-propionic acid,
(S)-3-(4-(3-(Betacarbolin-9-yl)-propoxy)-phenyl)-2-propoxy-propionic acid,

- (S)-3-(4-(3-(Betacarbolin-9-yl)-propoxy)-phenyl)-2-benzyloxy-propionic acid,
(S)-3-(4-(3-(Betacarbolin-9-yl)-propyl)-phenyl)-2-ethoxy-propionic acid,
(S)-3-(4-(3-(Betacarbolin-9-yl)-propyl)-phenyl)-2-methoxy-propionic acid,
(S)-3-(4-(3-(Betacarbolin-9-yl)-propyl)-phenyl)-2-propoxy-propionic acid,
5 (S)-3-(4-(3-(Betacarbolin-9-yl)-propyl)-phenyl)-2-benzyloxy-propionic acid,
3-(4-(2-(Betacarbolin-9-yl)-ethoxy)-phenyl)-2-ethoxy-propionic acid,
3-(4-(2-(Dibenzo[*b,f*]azepin-5-yl)-ethoxy)-phenyl)-2-ethoxy-propionic acid,
3-(4-(2-(Dibenzo[*b,f*]azepin-5-yl)-ethoxy)-phenyl)-2-methoxy-propionic acid,
3-(4-(2-(Dibenzo[*b,f*]azepin-5-yl)-ethoxy)-phenyl)-2-propoxy-propionic acid,
10 3-(4-(2-(Dibenzo[*b,f*]azepin-5-yl)-ethoxy)-phenyl)-2-benzyloxy-propionic acid,
3-(4-(1-(Dibenzo[*b,f*]azepin-5-yl)-methoxy)-phenyl)-2-ethoxy-propionic acid,
3-(4-(3-(Dibenzo[*b,f*]azepin-5-yl)-propoxy)-phenyl)-2-ethoxy-propionic acid,
3-(4-(3-(Dibenzo[*b,f*]azepin-5-yl)-propoxy)-phenyl)-2-propoxy-propionic acid,
3-(4-(3-(Dibenzo[*b,f*]azepin-5-yl)-propoxy)-phenyl)-2-benzyloxy-propionic acid,
15 3-(4-(3-(Dibenzo[*b,f*]azepin-5-yl)-propyl)-phenyl)-2-ethoxy-propionic acid,
3-(4-(3-(Dibenzo[*b,f*]azepin-5-yl)-propyl)-phenyl)-2-propoxy-propionic acid,
3-(4-(3-(Dibenzo[*b,f*]azepin-5-yl)-propyl)-phenyl)-2-benzyloxy-propionic acid,
3-(4-Dibenzo[*d,g*]dioxazocin-12-yl)-1-propoxy)-phenyl)-2-ethoxy-propionic acid,
3-(4-Dibenzo[*d,g*]dioxazocin-12-yl)-1-propoxy)-phenyl)-2-methoxy-propionic acid,
20 3-(4-Dibenzo[*d,g*]dioxazocin-12-yl)-1-propoxy)-phenyl)-2-propoxy-propionic acid,
3-(4-Dibenzo[*d,g*]dioxazocin-12-yl)-1-propoxy)-phenyl)-2-benzyloxy-propionic acid,
3-(4-Dibenzo[*d,g*]dioxazocin-12-yl)-1-propyl)-phenyl)-2-ethoxy-propionic acid,
3-(4-Dibenzo[*d,g*]dioxazocin-12-yl)-1-propyl)-phenyl)-2-methoxy-propionic acid,
3-(4-Dibenzo[*d,g*]dioxazocin-12-yl)-1-propyl)-phenyl)-2-propoxy-propionic acid,
25 3-(4-Dibenzo[*d,g*]dioxazocin-12-yl)-1-propyl)-phenyl)-2-benzyloxy-propionic acid,
2-(4-Dibenzo[*d,g*]dioxazocin-12-yl)-1-ethoxy)-phenyl)-2-ethoxy-propionic acid,
2-(4-Dibenzo[*d,g*]dioxazocin-12-yl)-1-ethoxy)-phenyl)-2-propoxy-propionic acid,
1-(4-Dibenzo[*d,g*]dioxazocin-12-yl)-1-methoxy)-phenyl)-2-ethoxy-propionic acid,
2-(4-Dibenzo[*d,g*]dioxazocin-12-yl)-1-ethoxy)-phenyl)-2-benzyloxy-propionic acid,
30 (S) 3-(4-(2-(3-Phenyl-carbazol-9-yl)-ethoxy)-phenyl)-2-ethoxy-propionic acid,
(S) 3-(4-(2-(3-Phenyl-carbazol-9-yl)-ethoxy)-phenyl)-2-methoxy-propionic acid,
(S) 3-(4-(2-(3-Phenyl-carbazol-9-yl)-ethoxy)-phenyl)-2-propoxy-propionic acid,
(S) 3-(4-(2-(3-Phenyl-carbazol-9-yl)-ethoxy)-phenyl)-2-benzyloxy-propionic acid,
(S) 3-(4-(1-(3-Phenyl-carbazol-9-yl)-methoxy)-phenyl)-2-ethoxy-propionic acid,

- (S) 3-(4-(3-(3-Phenyl-carbazol-9-yl)-propyl)-phenyl)-2-ethoxy-propionic acid,
(S) 3-(4-(3-(3-Phenyl-carbazol-9-yl)-propoxy)-phenyl)-2-ethoxy-propionic acid,
(S) 3-(4-(2-(3-Benzyl-carbazol-9-yl)-ethoxy)-phenyl)-2-ethoxy-propionic acid,
(S) 3-(4-(2-(3-(2-Pyridyl)-carbazol-9-yl)-ethoxy)-phenyl)-2-ethoxy-propionic acid,
5 (S) 3-(4-(2-(3-(3-Furanyl)-carbazol-9-yl)-ethoxy)-phenyl)-2-ethoxy-propionic acid,
(S) 3-(4-(2-(3-(2-thionyl)-carbazol-9-yl)-ethoxy)-phenyl)-2-ethoxy-propionic acid,
(S) 3-(4-(2-(3-Bromo-carbazol-9-yl)-ethoxy)-phenyl)-2-ethoxy-propionic acid,
(S) 3-(4-(2-(3-Bromo-carbazol-9-yl)-ethoxy)-phenyl)-2-methoxy-propionic acid,
(S) 3-(4-(2-(3-Bromo-carbazol-9-yl)-ethoxy)-phenyl)-2-benzyloxy-propionic acid,
10 (S) 3-(4-(1-(3-Bromo-carbazol-9-yl)-methoxy)-phenyl)-2-ethoxy-propionic acid,
(S) 3-(4-(3-(3-Bromo-carbazol-9-yl)-propyl)-phenyl)-2-ethoxy-propionic acid
(S) 3-(4-(2-(3,6 Dibromo-carbazol-9-yl)-ethoxy)-phenyl)-2-ethoxy-propionic acid,
(S) 3-(4-(2-(3,6 Dibromo-carbazol-9-yl)-ethoxy)-phenyl)-2-methoxy-propionic acid,
(S) 3-(4-(2-(3,6 Dibromo-carbazol-9-yl)-ethoxy)-phenyl)-2-propoxy-propionic acid,
15 (S) 3-(4-(2-(3,6 Dibromo-carbazol-9-yl)-ethoxy)-phenyl)-2-benzyloxy-propionic acid,
(S) 3-(4-(2-(3,6 Dichloro-carbazol-9-yl)-ethoxy)-phenyl)-2-ethoxy-propionic acid,
(S) 3-(4-(2-(3,6 Dichloro-carbazol-9-yl)-ethoxy)-phenyl)-2-methoxy-propionic acid,
(S) 3-(4-(2-(3,6 Dichloro-carbazol-9-yl)-ethoxy)-phenyl)-2-propoxy-propionic acid,
(S) 3-(4-(2-(3,6 Dichloro-carbazol-9-yl)-ethoxy)-phenyl)-2-benzyloxy-propionic acid,
20 (S) 3-(4-(1-(3,6 Dibromo-carbazol-9-yl)-methoxy)-phenyl)-2-ethoxy-propionic acid,
(S) 3-(4-(3-(3,6 Dibromo-carbazol-9-yl)-propoxy)-phenyl)-2-ethoxy-propionic acid,
(S) 3-(4-(3-(3,6 Dibromo-carbazol-9-yl)-propyl)-phenyl)-2-ethoxy-propionic acid,
(S) 3-(4-(2-Carbazol-9-yl-ethoxy)-phenyl)-2-ethoxy-propionic acid,
(S) 3-(4-(2-Carbazol-9-yl-ethoxy)-phenyl)-2-methoxy-propionic acid,
25 (S) 3-(4-(2-Carbazol-9-yl-ethoxy)-phenyl)-2-propoxy-propionic acid,
(S) 3-(4-(2-Carbazol-9-yl-ethoxy)-phenyl)-2-benzyloxy-propionic acid,
(S) 3-(4-(1-Carbazol-9-yl-methoxy)-phenyl)-2-ethoxy-propionic acid,
(S) 3-(4-(3-Carbazol-9-yl-propoxy)-phenyl)-2-ethoxy-propionic acid,
(S) 3-(4-(3-Carbazol-9-yl-propyl)-phenyl)-2-ethoxy-propionic acid;
30 or a pharmaceutically acceptable salt thereof.

Further preferred compounds of the invention are:

3-{4-[2-(10,11-Dihydro-dibenzo[*b,f*]azepin-5-yl)-ethoxy]-phenyl}-2-ethoxy-propionic acid,

- 2-Ethoxy-3-{4-[2-(5,11-dihydro-5H-dibenzo[*b,e*][1,4]oxazepin-5-yl)-ethoxy]-phenyl}-propionic acid,
3-{4-[2-(6,7-Dihydro-5H-dibenzo[*b,g*]azocin-12-yl)-ethoxy]-phenyl}-2-ethoxy-propionic acid,
2-Ethoxy-3-{4-[2-(10-oxo-10,11-dihydro-dibenzo[*b,f*]azepin-5-yl)-ethoxy]-phenyl}-propionic
5 acid,
2-Ethoxy-3-{4-[2-(10-methoxy-dibenzo[*b,f*]azepin-5-yl)-ethoxy]-phenyl}-propionic acid,
2-Ethoxy-3-{4-[2-(11-methyl-10,10-dioxo-10,11-dihydro-10⁶-thia-5,11-diaza-
dibenzo[*a,d*]cyclohepten-5-yl)-ethoxy]-phenyl}-propionic acid,
2-Ethoxy-3-{4-[2-(9-oxo-9H-acridin-10-yl)-ethoxy]-phenyl}-propionic acid,
10 2-Ethoxy-3-{4-[2-(5-oxo-5H-5^A-phenothiazin-10-yl)-ethoxy]-phenyl}-propionic acid; or a
pharmaceutically acceptable salt thereof.

In the above structural formulas and throughout the present specification, the following terms
have the indicated meaning:

15

The terms "C₁₋₁₂-alkyl" as used herein, alone or in combination is intended to include those alkyl groups of the designated length in either a linear or branched or cyclic configuration. represents e.g. cyclopropyl, cyclobutyl, cyclopentyl, cyclohexyl, cycloheptyl and cyclooctyl and the like. Typical C₁₋₆-alkyl groups include, but are not limited to, methyl, ethyl, n-propyl, iso-
20 propyl, butyl, iso-butyl, sec-butyl, tert-butyl, pentyl, iso-pentyl, hexyl, iso-hexyl, cyclopropyl, cyclobutyl, cyclopentyl, cyclohexyl, cycloheptyl and cyclooctyl and the like.

The terms "C_{2-n}-alkenyl" wherein n' can be from 3 through 15, as used herein, represents an olefinically unsaturated branched or straight group having from 2 to the specified number of
25 carbon atoms and at least one double bond. Examples of such groups include, but are not limited to, vinyl, 1-propenyl, 2-propenyl, allyl, iso-propenyl, 1,3-butadienyl, 1-butenyl, hexenyl, pentenyl, and the like.

The terms "C_{2-n}-alkynyl" wherein n' can be from 3 through 15, as used herein, represent an unsaturated branched or straight group having from 2 to the specified number of carbon atoms and at least one triple bond. Examples of such groups include, but are not limited to, 1-
30 propynyl, 2-propynyl, 1-butylnyl, 2-butylnyl, 1-pentylnyl, 2-pentylnyl and the like.

The terms "C_{4-n}-alkenynyl" wherein n' can be from 5 through 15, as used herein, represent an unsaturated branched or straight hydrocarbon group having from 4 to the specified number of carbon atoms and both at least one double bond and at least one triple bond. Examples of such groups include, but are not limited to, 1-penten-4-yne, 3-penten-1-yne, 1,3-hexadiene-5-yne and the like.

The term "C₁₋₁₂-alkoxy" as used herein, alone or in combination is intended to include those C₁₋₁₂-alkyl groups of the designated length in either a linear or branched or cyclic configuration linked through an ether oxygen having its free valence bond from the ether oxygen. Examples of linear alkoxy groups are methoxy, ethoxy, propoxy, butoxy, pentoxy and hexoxy. Examples of branched alkoxy are isopropoxy, sec-butoxy, tert-butoxy, isopentoxy and isohexoxy. Example of cyclic alkoxy are cyclopropyloxy, cyclobutyloxy, cyclopentyloxy and cyclohexyloxy.

The term "C₁₋₆-alkoxycarbonyloxy" is intended to include the above defined C₁₋₆-alkoxy groups attached to a carbonyloxy moiety, eg. methoxycarbonyloxy, ethoxycarbonyloxy, etc..

As used herein the term "C₄₋₁₂-(cycloalkylalkyl)" represents a branched or straight alkyl group substituted at a carbon with a cycloalkyl group. Examples of such groups include, but are not limited to, cyclopropylethyl, cyclobutylmethyl, 2-(cyclohexyl)ethyl, cyclohexylmethyl, 3-(cyclopentyl)-1-propyl, and the like.

The term "C₁₋₁₂-alkylthio" as used herein, alone or in combination, refers to a straight or branched or cyclic monovalent substituent comprising a C₁₋₁₂-alkyl group linked through a divalent sulfur atom having its free valence bond from the sulfur atom and having 1 to 12 carbon atoms e.g. methylthio, ethylthio, propylthio, butylthio, pentylthio. Example of cyclic alkylthio are cyclopropylthio, cyclobutylthio, cyclopentylthio and cyclohexylthio.

The term "C₁₋₁₂alkylamino" as used herein, alone or in combination, refers to a straight or branched or cyclic monovalent substituent comprising a C₁₋₁₂-alkyl group linked through amino having a free valence bond from the nitrogen atom e.g. methylamino, ethylamino, propylamino, butylamino, pentylamino. Example of cyclic alkylamino are cyclopropylamino, cyclobutylamino, cyclopentylamino and cyclohexylamino.

The term "hydroxyC₁₋₁₂alkyl" as used herein, alone or in combination, refers to a C₁₋₁₂alkyl as defined herein whereto is attached a hydroxy group, e.g. hydroxyethyl, 1-hydroxypropyl, 2-hydroxypropyl etc..

5 The term "arylamino" as used herein, alone or in combination, refers to an aryl as defined herein linked through amino having a free valence bond from the nitrogen atom e.g. phenylamino, naphthylamino, etc..

The term "aralkylamino" as used herein, alone or in combination, refers to an aralkyl as
10 defined herein linked through amino having a free valence bond from the nitrogen atom e.g. benzylamino, phenethylamino, 3-phenylpropylamino, 1-naphthylmethylamino, 2-(1-naphthyl)ethylamino and the like.

The term "aminoC₁₋₁₂alkyl" as used herein, alone or in combination, refers to a C₁₋₁₂alkyl as
15 defined herein whereto is attached an amino group, e.g. aminoethyl, 1-aminopropyl, 2-aminopropyl etc..

The term "aryloxycarbonyl" as used herein, alone or in combination, refers to an aryloxy as
20 defined herein linked through a carbonyl having a free valence bond from the carbon atom, e.g. phenoxycarbonyl, 1-naphthylloxycarbonyl or 2-naphthylloxycarbonyl, etc..

The term "aralkoxycarbonyl" as used herein, alone or in combination, refers to an aralkoxy
as defined herein linked through a carbonyl having a free valence bond from the carbon
atom, e.g. benzyloxycarbonyl, phenethoxycarbonyl, 3-phenylpropoxycarbonyl, 1-
25 naphthylmethoxycarbonyl, 2-(1-naphthyl)ethoxycarbonyl, etc..

The term "C₁₋₁₂alkoxyC₁₋₁₂alkyl" as used herein, alone or in combination, refers to a C₁₋₁₂alkyl
as defined herein whereto is attached a C₁₋₁₂alkoxy as defined herein, e.g. methoxymethyl,
ethoxymethyl, methoxyethyl, ethoxyethyl, etc..

30

The term "aryloxyC₁₋₁₂alkyl" as used herein, alone or in combination, refers to a C₁₋₁₂alkyl as
defined herein whereto is attached an aryloxy as defined herein, e.g. phenoxymethyl,
phenoxydodecyl, 1-naphthylloxyethyl, 2-naphthylloxypropyl, etc..

The term "aralkoxyC₁₋₁₂alkyl" as used herein, alone or in combination, refers to a C₁₋₁₂alkyl as defined herein whereto is attached an aralkoxy as defined herein, e.g. benzyloxymethyl, phenethoxydodecyl, 3-phenylpropoxyethyl, 1-naphthylmethoxypropyl, 2-(1-naphthyl)ethoxymethyl, etc..

5

The term "thioC₁₋₁₂alkyl" as used herein, alone or in combination, refers to a C₁₋₁₂alkyl as defined herein whereto is attached a group of formula -SR^{''} wherein R^{''} is hydrogen, C₁₋₆alkyl or aryl, e.g. thiomethyl, methylthiomethyl, phenylthioethyl, etc..

10

The term "C₁₋₁₂alkoxycarbonylamino" as used herein, alone or in combination, refers to a C₁₋₁₂alkoxycarbonyl as defined herein linked through amino having a free valence bond from the nitrogen atom e.g. methoxycarbonylamino, carbethoxyamino, propoxycarbonylamino, isopropoxycarbonylamino, n-butoxycarbonylamino, tert-butoxycarbonylamino, etc..

15

The term "aryloxycarbonylamino" as used herein, alone or in combination, refers to an aryloxycarbonyl as defined herein linked through amino having a free valence bond from the nitrogen atom e.g. phenoxycarbonylamino, 1-naphthyloxycarbonylamino or 2-naphthyloxycarbonylamino, etc..

20

The term "aralkoxycarbonylamino" as used herein, alone or in combination, refers to an aralkoxycarbonyl as defined herein linked through amino having a free valence bond from the nitrogen atom e.g. benzyloxycarbonylamino, phenethoxycarbonylamino, 3-phenylpropoxycarbonylamino, 1-naphthylmethoxycarbonylamino, 2-(1-naphthyl)ethoxycarbonylamino, etc..

25

The term "aryl" is intended to include aromatic rings, such as carboxylic aromatic rings selected from the group consisting of phenyl, naphthyl, (1-naphthyl or 2-naphthyl) optionally substituted with halogen, amino, hydroxy, C₁₋₆-alkyl or C₁₋₆-alkoxy.

30

The term "arylene" is intended to include divalent aromatic rings, such as carboxylic aromatic rings selected from the group consisting of phenylene, naphthylene, optionally substituted with halogen, amino, hydroxy, C₁₋₆-alkyl or C₁₋₆-alkoxy.

The term "halogen" means fluorine, chlorine, bromine or iodine.

The term "perhalomethyl" means trifluoromethyl, trichloromethyl, tribromomethyl or triiodomethyl.

- 5 The term "C₁₋₆-dialkylamino" as used herein refers to an amino group wherein the two hydrogen atoms independently are substituted with a straight or branched, saturated hydrocarbon chain having the indicated number of carbon atoms; such as dimethylamino, N-ethyl-N-methylamino, diethylamino, dipropylamino, N-(n-butyl)-N-methylamino, di(n-pentyl)amino, and the like.

10

The term "acyl" as used herein refers to a monovalent substituent comprising a C₁₋₆-alkyl group linked through a carbonyl group; such as e.g. acetyl, propionyl, butyryl, isobutyryl, pivaloyl, valeryl, and the like.

- 15 The term "acyloxy" as used herein refers to acyl as defined herein linked to an oxygen atom having its free valence bond from the oxygen atom e.g. acetyloxy, propionyloxy, butyryloxy, isobutyryloxy, pivaloyloxy, valeryloxy, and the like.

- 20 The term "C₁₋₁₂-alkoxycarbonyl" as used herein refers to a monovalent substituent comprising a C₁₋₁₂-alkoxy group linked through a carbonyl group; such as e.g. methoxycarbonyl, carbethoxy, propoxycarbonyl, isopropoxycarbonyl, n-butoxycarbonyl, sec-butoxycarbonyl, tert-butoxycarbonyl, 3-methylbutoxycarbonyl, n-hexoxycarbonyl and the like.

- 25 The term "a cyclic ring containing from 5 to 7 carbon atoms" as used herein refers to a monocyclic saturated or unsaturated or aromatic system, wherein the ring may be cyclopentyl, cyclopentenyl, cyclohexyl, phenyl or cycloheptyl.

- The term "bicycloalkyl" as used herein refers to a monovalent substituent comprising a
30 bicyclic structure made of 6-12 carbon atoms such as e.g. 2-norbornyl, 7-norbornyl, 2-bicyclo[2.2.2]octyl and 9-bicyclo[3.3.1]nonanyl.

The term "heteroaryl" as used herein, alone or in combination, refers to a monovalent substituent comprising a 5-6 membered monocyclic aromatic system or a 9-10 membered

bicyclic aromatic system containing one or more heteroatoms selected from nitrogen, oxygen and sulfur, e.g. furan, thiophene, pyrrole, imidazole, pyrazole, triazole, pyridine, pyrazine, pyrimidine, pyridazine, isothiazole, isoxazole, oxazole, oxadiazole, thiadiazole, quinoline, isoquinoline, quinazoline, quinoxaline, indole, benzimidazole, benzofuran, pteridine and purine.

The term "heteroarylene" as used herein, alone or in combination, refers to a divalent group comprising a 5-6 membered monocyclic aromatic system or a 9-10 membered bicyclic aromatic system containing one or more heteroatoms selected from nitrogen, oxygen and sulfur, e.g. furan, thiophene, pyrrole, imidazole, pyrazole, triazole, pyridine, pyrazine, pyrimidine, pyridazine, isothiazole, isoxazole, oxazole, oxadiazole, thiadiazole, quinoline, isoquinoline, quinazoline, quinoxaline, indole, benzimidazole, benzofuran, pteridine and purine.

The term "heteroaryloxy" as used herein, alone or in combination, refers to a heteroaryl as defined herein linked to an oxygen atom having its free valence bond from the oxygen atom e.g. pyrrole, imidazole, pyrazole, triazole, pyridine, pyrazine, pyrimidine, pyridazine, isothiazole, isoxazole, oxazole, oxadiazole, thiadiazole, quinoline, isoquinoline, quinazoline, quinoxaline, indole, benzimidazole, benzofuran, pteridine and purine linked to oxygen.

The term "aralkyl" as used herein refers to a straight or branched saturated carbon chain containing from 1 to 6 carbons substituted with an aromatic carbohydride; such as benzyl, phenethyl, 3-phenylpropyl, 1-naphthylmethyl, 2-(1-naphthyl)ethyl and the like.

The term "aryloxy" as used herein refers to phenoxy, 1-naphthyloxy or 2-naphthyloxy.

The term "aralkoxy" as used herein refers to a C₁₋₆-alkoxy group substituted with an aromatic carbohydride, such as benzyloxy, phenethoxy, 3-phenylpropoxy, 1-naphthylmethoxy, 2-(1-naphthyl)ethoxy and the like.

The term "heteroaralkyl" as used herein refers to a straight or branched saturated carbon chain containing from 1 to 6 carbons substituted with a heteroaryl group; such as (2-furyl)methyl, (3-furyl)methyl, (2-thienyl)methyl, (3-thienyl)methyl, (2-pyridyl)methyl, 1-methyl-1-(2-pyrimidyl)ethyl and the like.

The term "heteroaralkoxy" as used herein refers to a heteroaralkyl as defined herein linked to an oxygen atom having its free valence bond from the oxygen atom, e.g. (2-furyl)methyl, (3-furyl)methyl, (2-thienyl)methyl, (3-thienyl)methyl, (2-pyridyl)methyl, 1-methyl-1-(2-pyrimidyl)ethyl linked to oxygen.

The term "C₁₋₆-alkylsulfonyl" as used herein refers to a monovalent substituent comprising a C₁₋₆-alkyl group linked through a sulfonyl group such as e.g. methylsulfonyl, ethylsulfonyl, n-propylsulfonyl, isopropylsulfonyl, n-butylsulfonyl, sec-butylsulfonyl, isobutylsulfonyl, tert-butylsulfonyl, n-pentylsulfonyl, 2-methylbutylsulfonyl, 3-methylbutylsulfonyl, n-hexylsulfonyl, 4-methylpentylsulfonyl, neopentylsulfonyl, n-hexylsulfonyl and 2,2-dimethylpropylsulfonyl.

The term "C₁₋₆-monoalkylaminosulfonyl" as used herein refers to a monovalent substituent comprising a C₁₋₆-monoalkylamino group linked through a sulfonyl group such as e.g. methylaminosulfonyl, ethylaminosulfonyl, n-propylaminosulfonyl, isopropylaminosulfonyl, n-butylaminosulfonyl, sec-butylaminosulfonyl, isobutylaminosulfonyl, tert-butylaminosulfonyl, n-pentylaminosulfonyl, 2-methylbutylaminosulfonyl, 3-methylbutylaminosulfonyl, n-hexylaminosulfonyl, 4-methylpentylaminosulfonyl, neopentylaminosulfonyl, n-hexylaminosulfonyl and 2,2-dimethylpropylaminosulfonyl.

20

The term "C₁₋₆-dialkylaminosulfonyl" as used herein refers to a monovalent substituent comprising a C₁₋₆-dialkylamino group linked through a sulfonyl group such as dimethylaminosulfonyl, N-ethyl-N-methylaminosulfonyl, diethylaminosulfonyl, dipropylaminosulfonyl, N-(n-butyl)-N-methylaminosulfonyl, di(n-pentyl)aminosulfonyl, and the like.

25

The term "C₁₋₆-alkylsulfinyl" as used herein refers to a monovalent substituent comprising a straight or branched C₁₋₆-alkyl group linked through a sulfinyl group (-S(=O)-); such as e.g. methylsulfinyl, ethylsulfinyl, isopropylsulfinyl, butylsulfinyl, pentylsulfinyl, and the like.

30

The term "acylamino" as used herein refers to an amino group wherein one of the hydrogen atoms is substituted with an acyl group, such as e.g. acetamido, propionamido, isopropylcarbonylamino, and the like.

The term "(C₃₋₆-cycloalkyl)C₁₋₆-alkyl" as used herein, alone or in combination, refers to a straight or branched, saturated hydrocarbon chain having 1 to 6 carbon atoms and being monosubstituted with a C₃₋₆-cycloalkyl group, the cycloalkyl group optionally being mono- or polysubstituted with C₁₋₆-alkyl, halogen, hydroxy or C₁₋₆-alkoxy; such as e.g. cyclopropylmethyl, (1-methylcyclopropyl)methyl, 1-(cyclopropyl)ethyl, cyclopentylmethyl, cyclohexylmethyl, and the like.

The term "arylthio" as used herein, alone or in combination, refers to an aryl group linked through a divalent sulfur atom having its free valence bond from the sulfur atom, the aryl group optionally being mono- or polysubstituted with C₁₋₆-alkyl, halogen, hydroxy or C₁₋₆-alkoxy; e.g. phenylthio, (4-methylphenyl)-thio, (2-chlorophenyl)thio, and the like.

The term "arylsulfinyl" as used herein refers to an aryl group linked through a sulfinyl group (-S(=O)-), the aryl group optionally being mono- or polysubstituted with C₁₋₆-alkyl, halogen, hydroxy or C₁₋₆-alkoxy; such as e.g. phenylsulfinyl, (4-chlorophenyl)sulfinyl, and the like.

The term "arylsulfonyl" as used herein refers to an aryl group linked through a sulfonyl group, the aryl group optionally being mono- or polysubstituted with C₁₋₆-alkyl, halogen, hydroxy or C₁₋₆-alkoxy; such as e.g. phenylsulfonyl, tosyl, and the like.

The term "C₁₋₆-monoalkylaminocarbonyl" as used herein refers to a monovalent substituent comprising a C₁₋₆-monoalkylamino group linked through a carbonyl group such as e.g. methylaminocarbonyl, ethylaminocarbonyl, n-propylaminocarbonyl, isopropylaminocarbonyl, n-butylaminocarbonyl, sec-butylaminocarbonyl, isobutylaminocarbonyl, tert-butylaminocarbonyl, n-pentylaminocarbonyl, 2-methylbutylaminocarbonyl, 3-methylbutylaminocarbonyl, n-hexylaminocarbonyl, 4-methylpentylaminocarbonyl, neopentylaminocarbonyl, n-hexylaminocarbonyl and 2-2-dimethylpropylaminocarbonyl.

The term "C₁₋₆-dialkylaminocarbonyl" as used herein refers to a monovalent substituent comprising a C₁₋₆-dialkylamino group linked through a carbonyl group such as dimethylaminocarbonyl, N-ethyl-N-methylaminocarbonyl, diethylaminocarbonyl, dipropylaminocarbonyl, N-(n-butyl)-N-methylaminocarbonyl, di(n-pentyl)aminocarbonyl, and the like.

The term "C₁₋₆-monoalkylaminocarbonylamino" as used herein refers to an amino group wherein one of the hydrogen atoms is substituted with a C₁₋₆-monoalkylaminocarbonyl group, e.g. methylaminocarbonylamino, ethylamino-carbonylamino, n-propylaminocarbonylamino, isopropylaminocarbonylamino, n-butylaminocarbonylamino, sec-butylaminocarbonylamino, 5 isobutylaminocarbonylamino, tert-butylaminocarbonylamino, and 2-methylbutylaminocarbonylamino.

The term "C₁₋₆-dialkylaminocarbonylamino" as used herein refers to an amino group wherein one of the hydrogen atoms is substituted with a C₁₋₆-dialkylaminocarbonyl group, such as di- 10 methylaminocarbonylamino, N-ethyl-N-methylaminocarbonylamino, diethylaminocarbonylamino, dipropylaminocarbonylamino, N-(n-butyl)-N-methylaminocarbonylamino, di(n-pentyl)aminocarbonylamino, and the like.

As used herein, the phrase "heterocyclyl" means a monovalent saturated or unsaturated 15 group being monocyclic and containing one or more, such as from one to four carbon atom(s), and from one to four N, O or S atom(s) or a combination thereof. The phrase "heterocyclyl" includes, but is not limited to, 5-membered heterocycles having one heteroatom (e.g. pyrrolidine, pyrroline); 5-membered heterocycles having two heteroatoms in 1,2 or 1,3 positions (e.g. pyrazoline, pyrazolidine, 1,2-oxathiolane, imidazolidine, imidazoline, 4- 20 oxazolone); 5-membered heterocycles having three heteroatoms (e.g. tetrahydrofuran); 5-membered heterocycles having four heteroatoms; 6-membered heterocycles with one heteroatom (e.g. piperidine); 6-membered heterocycles with two heteroatoms (e.g. piperazine, morpholine); 6-membered heterocycles with three heteroatoms; and 6-membered heterocycles with four heteroatoms.

25 As used herein, the phrase "a divalent heterocyclic group" means a divalent saturated or unsaturated system being monocyclic and containing one or more, such as from one to four carbon atom(s), and one to four N, O or S atom(s) or a combination thereof. The phrase a divalent heterocyclic group includes, but is not limited to, 5-membered heterocycles having 30 one heteroatom (e.g. pyrrolidine, pyrroline); 5-membered heterocycles having two heteroatoms in 1,2 or 1,3 positions (e.g. pyrazoline, pyrazolidine, 1,2-oxathiolane, imidazolidine, imidazoline, 4-oxazolone); 5-membered heterocycles having three heteroatoms (e.g. tetrahydrofuran); 5-membered heterocycles having four heteroatoms; 6-membered heterocycles with one heteroatom (e.g. piperidine); 6-membered heterocycles with two heteroatoms (e.g.

piperazine, morpholine); 6-membered heterocycles with three heteroatoms; and 6-membered heterocycles with four heteroatoms.

As used herein, the phrase "a 5-6 membered cyclic ring" means an unsaturated or saturated or aromatic system containing one or more carbon atoms and optionally from one to four N, O or S atom(s) or a combination thereof. The phrase "a 5-6 membered cyclic ring" includes, but is not limited to, e.g. cyclopentyl, cyclohexyl, phenyl, cyclohexenyl, pyrrolidinyl, pyrrolinyl, imidazolidinyl, pyrazolidinyl, pyrazolinyl, piperidyl, piperazinyl, pyrrolyl, 2H-pyrrolyl, imidazolyl, pyrazolyl, triazolyl, pyridyl, pyrazinyl, pyrimidinyl, pyridazinyl, morpholinyl, thiomorpholinyl, isothiazolyl, isoxazolyl, oxazolyl, oxadiazolyl, thiadiazolyl, 1,3-dioxolanyl, 1,4-dioxolanyl, 5-membered heterocycles having one hetero atom (e.g. thiophenes, pyrroles, furans); 5-membered heterocycles having two heteroatoms in 1,2 or 1,3 positions (e.g. oxazoles, pyrazoles, imidazoles, thiazoles, purines); 5-membered heterocycles having three heteroatoms (e.g. triazoles, thiadiazoles); 5-membered heterocycles having four heteroatoms; 6-membered heterocycles with one heteroatom (e.g. pyridine, quinoline, isoquinoline, phenanthridine, cyclohepta[b]pyridine); 6-membered heterocycles with two heteroatoms (e.g. pyridazines, cinnolines, phthalazines, pyrazines, pyrimidines, quinazolines, morpholines); 6-membered heterocycles with three heteroatoms (e.g. 1,3,5-triazine); and 6-membered heterocycles with four heteroatoms.

20

As used herein, the phrase "5- or 6-membered nitrogen containing ring" refers to a monovalent substituent comprising a monocyclic unsaturated or saturated or aromatic system containing one or more carbon, nitrogen, oxygen or sulfur atoms or a combination thereof and having 5 or 6 members, e.g. pyrrolidinyl, pyrrolinyl, imidazolidinyl, pyrazolidinyl, pyrazolinyl, piperidyl, piperazinyl, pyrrolyl, 2H-pyrrolyl, imidazolyl, pyrazolyl, triazolyl, pyridyl, pyrazinyl, pyrimidinyl, pyridazinyl, morpholinyl, thiomorpholinyl, isothiazolyl, isoxazolyl, oxazolyl, oxadiazolyl, thiadiazolyl, 1,3-dioxolanyl and 1,4-dioxolanyl.

25

Certain of the above defined terms may occur more than once in the above formula (Ia), and upon such occurrence each term shall be defined independently of the other.

30

Pharmaceutically acceptable salts forming part of this invention include salts of the carboxylic acid moiety such as alkali metal salts like Li, Na, and K salts, alkaline earth metal salts like Ca and Mg salts, salts of organic bases such as lysine, arginine, guanidine, diethanola-

mine, choline and the like, ammonium or substituted ammonium salts, aluminum salts. Salts may include acid addition salts where appropriate which are, sulphates, nitrates, phosphates, perchlorates, borates, hydrohalides, acetates, tartrates, maleates, citrates, succinates, palmoates, methanesulphonates, benzoates, salicylates, hydroxynaphthoates, benzenesulfonates, ascorbates, glycerophosphates, ketoglutarates and the like. Pharmaceutically acceptable solvates may be hydrates or comprising other solvents of crystallization such as alcohols.

The pharmaceutically acceptable salts are prepared by reacting the compound of formula (Ia) with 1 to 4 equivalents of a base such as sodium hydroxide, sodium methoxide, sodium hydride, potassium t-butoxide, calcium hydroxide, magnesium hydroxide and the like, in solvents like ether, THF, methanol, t-butanol, dioxane, isopropanol, ethanol etc. Mixture of solvents may be used. Organic bases like lysine, arginine, diethanolamine, choline, guanidine and their derivatives etc. may also be used. Alternatively, acid addition salts wherever applicable are prepared by treatment with acids such as hydrochloric acid, hydrobromic acid, nitric acid, sulfuric acid, phosphoric acid, p-toluenesulphonic acid, methanesulfonic acid, acetic acid, citric acid, maleic acid, salicylic acid, hydroxynaphthoic acid, ascorbic acid, palmitic acid, succinic acid, benzoic acid, benzenesulfonic acid, tartaric acid and the like in solvents like ethyl acetate, ether, alcohols, acetone, THF, dioxane etc. Mixture of solvents may also be used.

The stereoisomers of the compounds forming part of this invention may be prepared by using reactants in their single enantiomeric form in the process wherever possible or by conducting the reaction in the presence of reagents or catalysts in their single enantiomer form or by resolving the mixture of stereoisomers by conventional methods. Some of the preferred methods include use of microbial resolution, resolving the diastereomeric salts formed with chiral acids such as mandelic acid, camphorsulfonic acid, tartaric acid, lactic acid, and the like wherever applicable or chiral bases such as brucine, cinchona alkaloids and their derivatives and the like. Commonly used methods are compiled by Jaques et al in "Enantiomers, Racemates and Resolution" (Wiley Interscience, 1981). More specifically the compound of formula (Ia) may be converted to a 1:1 mixture of diastereomeric amides by treating with chiral amines, aminoacids, aminoalcohols derived from aminoacids; conventional reaction conditions may be employed to convert acid into an amide; the diastereomers may be separated either by fractional crystallization or chromatography and the

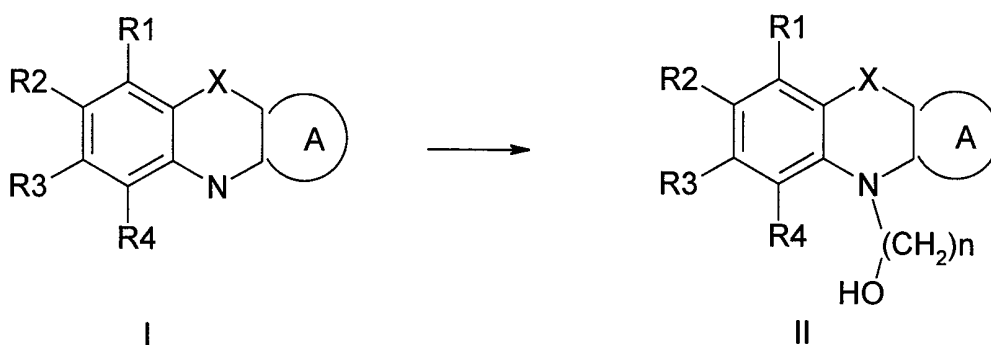
stereoisomers of compound of formula (Ia) may be prepared by hydrolysing the pure diastereomeric amide.

Various polymorphs of compound of general formula (Ia) forming part of this invention may be prepared by crystallization of compound of formula (Ia) under different conditions. For example, using different solvents commonly used or their mixtures for recrystallization; crystallizations at different temperatures; various modes of cooling, ranging from very fast to very slow cooling during crystallizations. Polymorphs may also be obtained by heating or melting the compound followed by gradual or fast cooling. The presence of polymorphs may be determined by solid probe nmr spectroscopy, ir spectroscopy, differential scanning calorimetry, powder X-ray diffraction or such other techniques.

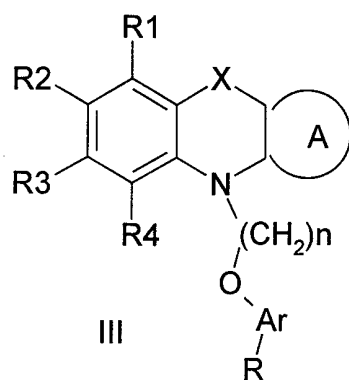
The invention also relates to a method of preparing the above mentioned compounds.

A compound of formula (Ia) can be prepared either - when m is equal to 1 - as a compound of formula VI, or b) - when m is equal to 0 - as a compound of formula XII:

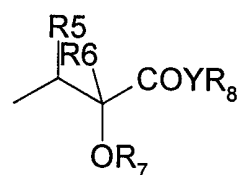
a) By alkylating I with a suitable electrophilic reagent to II. (Examples of the electrophilic reagent are: ethylene oxide, ethyl bromoacetate followed by reduction of the ester to an alcohol, 2-bromoethanol and 3-bromopropanol)



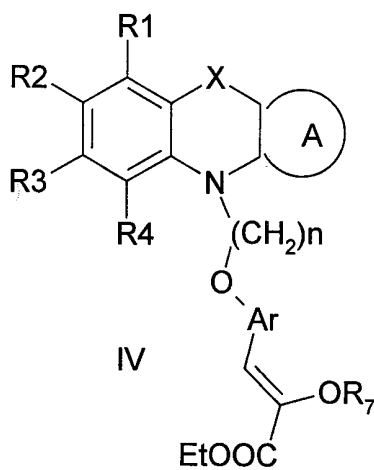
The hydroxy group can be converted to a suitable leaving group (for example to a halogen, sulphonate, phosphor under Mitsunobu conditions) and then reacted with HO-Ar-R to give III



R = CHO or

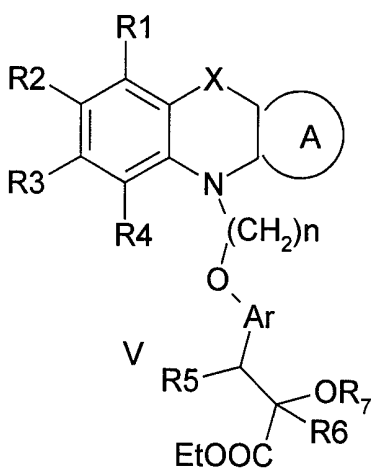


When R = CHO, then III can be converted to IV with a Wittig reagent



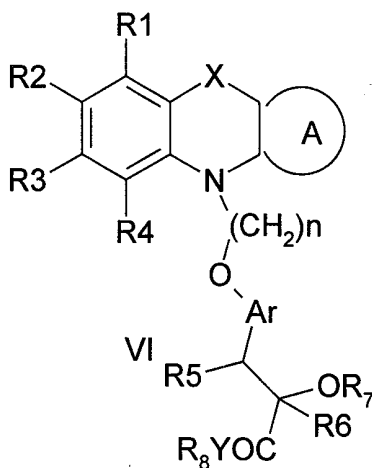
5

Addition to the double bond of suitable reagents give V



V can either be hydrolysed to the corresponding carboxylic acid or can be reacted further with a suitable reagent to give VI

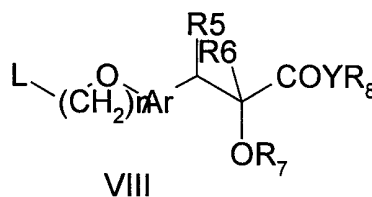
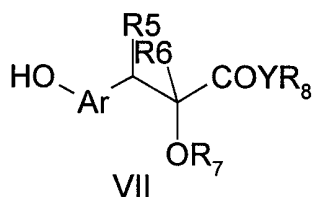
33



b) The molecule VII mentioned under formation of II can be synthesised in an analogous way starting from

5 HO-Ar-CHO.

VII can also be reacted with the proper alkylating reagent to give VIII

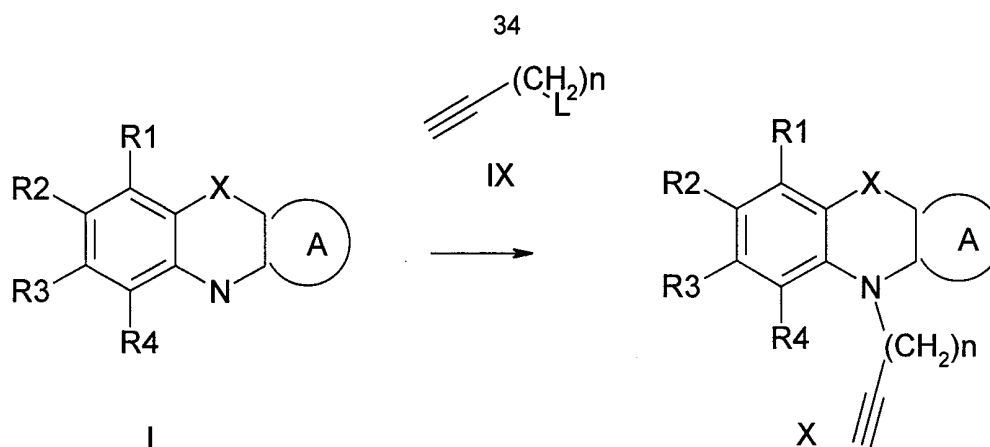


10

which then can be reacted with I to give VI.

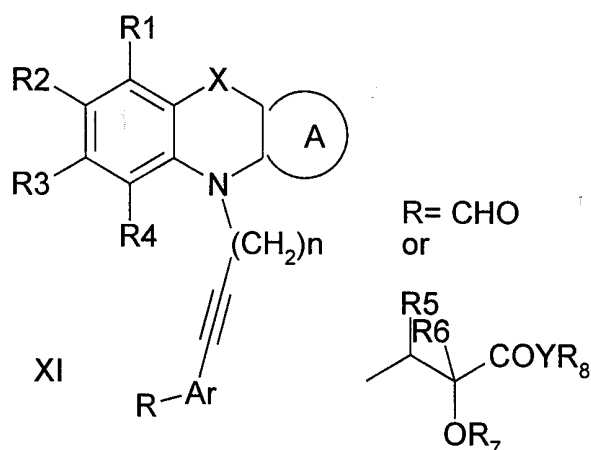
Yet another way to synthesise the compounds in this invention is to react I with a proper propargyl analogue IX to give X

15

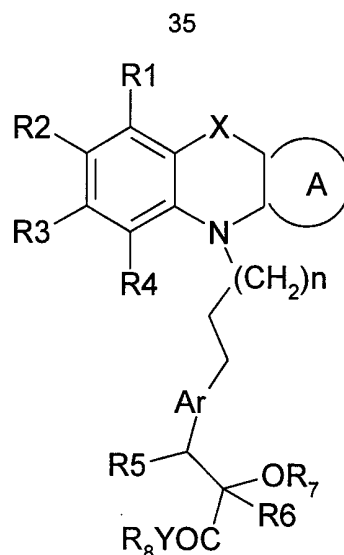


X can then be cross coupled with I-Ar-R using a Pd catalyst like $\text{Pd}(\text{PPh}_3)_4$ or $\text{PdCl}_2(\text{PPh}_2)_2$ to give XI

5

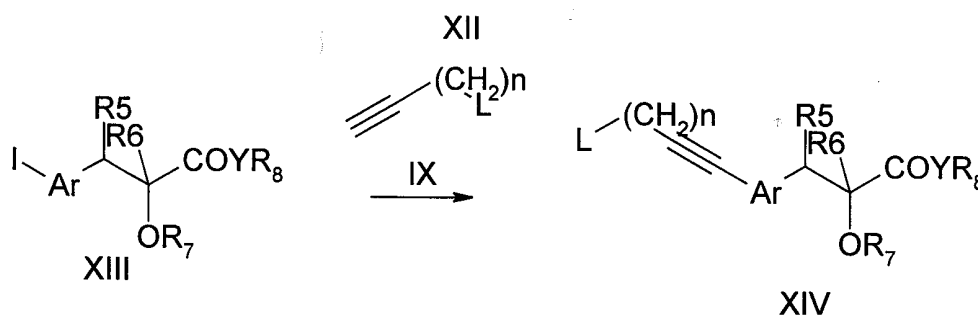


If R = CHO the above synthesis sequence (reaction with a Wittig reagent, hydrogenation followed by hydrolysis or derivatisation of the carboxylic acid) will give the desired product XII



XII

The compound XIII can also be cross coupled to the propargyl derivative IX using a Pd catalyst like $\text{Pd}(\text{PPh}_3)_4$ or $\text{PdCl}_2(\text{PPh})_2$ to give the product XIV



- 5 XIV can then reacted with I to give XI, which can be reacted further as described above to give XII.

L is a leaving group and all other symbols are as defined earlier.

10 PHARMACOLOGICAL METHODS

In vitro PPAR alpha and PPAR gamma activation activity.

Principle

15

The PPAR gene transcription activation assays were based on transient transfection into human HEK293 cells of two plasmids encoding a chimeric test protein and a reporter protein respectively. The chimeric test protein was a fusion of the DNA binding domain (DBD) from

the yeast GAL4 transcription factor to the ligand binding domain (LBD) of the human PPAR proteins. The PPAR LBD harbored in addition to the ligand binding pocket also the native activation domain (activating function 2 = AF2) allowing the fusion protein to function as a PPAR ligand dependent transcription factor. The GAL4 DBD will force the fusion protein to
5 bind only to Gal4 enhancers (of which none existed in HEK293 cells). The reporter plasmid contained a Gal4 enhancer driving the expression of the firefly luciferase protein. After transfection, HEK293 cells expressed the GAL4-DBD-PPAR-LBD fusion protein. The fusion protein will in turn bind to the Gal4 enhancer controlling the luciferase expression, and do nothing in the absence of ligand. Upon addition to the cells of a PPAR ligand, luciferase
10 protein will be produced in amounts corresponding to the activation of the PPAR protein. The amount of luciferase protein is measured by light emission after addition of the appropriate substrate.

Methods

15

Cell culture and transfection: HEK293 cells were grown in DMEM + 10% FCS, 1% PS. Cells were seeded in 96-well plates the day before transfection to give a confluency of 80 % at transfection. 0,8 µg DNA per well was transfected using FuGene transfection reagent according to the manufacturers instructions (Boehringer-Mannheim). Cells were allowed to express
20 protein for 48 h followed by addition of compound.

25

Plasmids: Human PPAR α and γ was obtained by PCR amplification using cDNA templates from liver, intestine and adipose tissue respectively. Amplified cDNAs were cloned into pCR2.1 and sequenced. The LBD from each isoform PPAR was generated by PCR
25 (PPAR α : aa 167 - C-term; PPAR γ : aa 165 - C-term) and fused to GAL4-DBD by subcloning fragments in frame into the vector pM1 generating the plasmids pM1 α LBD and pM1 γ LBD. Ensuing fusions were verified by sequencing. The reporter was constructed by inserting an oligonucleotide encoding five repeats of the Gal4 recognition sequence into the pGL2 vector (Promega).

30

Compounds: All compounds were dissolved in DMSO and diluted 1:1000 upon addition to the cells. Cells were treated with compound (1:1000 in 200 µl growth medium including de-lipidated serum) for 24 h followed by luciferase assay.

Luciferase assay: Medium including test compound was aspirated and 100 μ l PBS incl. 1mM Mg⁺⁺ and Ca⁺⁺ was added to each well. The luciferase assay was performed using the Lu-cLite kit according to the manufacturers instructions (Packard Instruments). Light emission was quantified by counting SPC mode on a Packard Instruments top-counter.

5

PHARMACEUTICAL COMPOSITIONS

10 In another aspect, the present invention includes within its scope pharmaceutical compositions comprising, as an active ingredient, at least one of the compounds of the general formula (Ia) or a pharmaceutically acceptable salt thereof together with a pharmaceutically acceptable carrier or diluent.

15 Pharmaceutical compositions containing a compound of the present invention may be prepared by conventional techniques, e.g. as described in Remington: The Science and Practise of Pharmacy, 19th Ed., 1995. The compositions may appear in conventional forms, for example capsules, tablets, aerosols, solutions, suspensions or topical applications.

20 Typical compositions include a compound of formula (Ia) or a pharmaceutically acceptable acid addition salt thereof, associated with a pharmaceutically acceptable excipient which may be a carrier or a diluent or be diluted by a carrier, or enclosed within a carrier which can be in the form of a capsule, sachet, paper or other container. In making the compositions, conventional techniques for the preparation of pharmaceutical compositions may be used.

25 For example, the active compound will usually be mixed with a carrier, or diluted by a carrier, or enclosed within a carrier which may be in the form of a ampoule, capsule, sachet, paper, or other container. When the carrier serves as a diluent, it may be solid, semi-solid, or liquid material which acts as a vehicle, excipient, or medium for the active compound. The active compound can be adsorbed on a granular solid container for example in a sachet. Some
30 examples of suitable carriers are water, salt solutions, alcohols, polyethylene glycols, polyhydroxyethoxylated castor oil, peanut oil, olive oil, gelatine, lactose, terra alba, sucrose, cyclodextrin, amylose, magnesium stearate, talc, gelatin, agar, pectin, acacia, stearic acid or lower alkyl ethers of cellulose, silicic acid, fatty acids, fatty acid amines, fatty acid
35 monoglycerides and diglycerides, pentaerythritol fatty acid esters, polyoxyethylene, hydroxymethylcellulose and polyvinylpyrrolidone. Similarly, the carrier or diluent may include

any sustained release material known in the art, such as glyceryl monostearate or glyceryl distearate, alone or mixed with a wax. The formulations may also include wetting agents, emulsifying and suspending agents, preserving agents, sweetening agents or flavouring agents. The formulations of the invention may be formulated so as to provide quick,
5 sustained, or delayed release of the active ingredient after administration to the patient by employing procedures well known in the art.

The pharmaceutical compositions can be sterilized and mixed, if desired, with auxiliary agents, emulsifiers, salt for influencing osmotic pressure, buffers and/or colouring sub-
10 stances and the like, which do not deleteriously react with the active compounds.

The route of administration may be any route, which effectively transports the active compound to the appropriate or desired site of action, such as oral, nasal, pulmonary, transdermal or parenteral e.g. rectal, depot, subcutaneous, intravenous, intraurethral, intramuscular,
15 intranasal, ophthalmic solution or an ointment, the oral route being preferred.

If a solid carrier is used for oral administration, the preparation may be tableted, placed in a hard gelatin capsule in powder or pellet form or it can be in the form of a troche or lozenge. If a liquid carrier is used, the preparation may be in the form of a syrup, emulsion, soft gelatin
20 capsule or sterile injectable liquid such as an aqueous or non-aqueous liquid suspension or solution.

For nasal administration, the preparation may contain a compound of formula (Ia) dissolved or suspended in a liquid carrier, in particular an aqueous carrier, for aerosol application. The
25 carrier may contain additives such as solubilizing agents, e.g. propylene glycol, surfactants, absorption enhancers such as lecithin (phosphatidylcholine) or cyclodextrin, or preservatives such as parabenes.

For parenteral application, particularly suitable are injectable solutions or suspensions, preferably aqueous solutions with the active compound dissolved in polyhydroxylated castor oil.
30

Tablets, dragees, or capsules having talc and/or a carbohydrate carrier or binder or the like are particularly suitable for oral application. Preferable carriers for tablets, dragees, or cap-

sules include lactose, corn starch, and/or potato starch. A syrup or elixir can be used in cases where a sweetened vehicle can be employed.

A typical tablet which may be prepared by conventional tableting techniques may contain:

5

Core:

	Active compound (as free compound or salt thereof)	5 mg
	Colloidal silicon dioxide (Aerosil)	1.5 mg
	Cellulose, microcryst. (Avicel)	70 mg
10	Modified cellulose gum (Ac-Di-Sol)	7.5 mg
	Magnesium stearate	Ad.

Coating:

	HPMC approx.	9 mg
15	*Mywacett 9-40 T approx.	0.9 mg

*Acylated monoglyceride used as plasticizer for film coating.

The compounds of the invention may be administered to a mammal, especially a human in need of such treatment, prevention, elimination, alleviation or amelioration of diseases related to the regulation of blood sugar.

Such mammals include also animals, both domestic animals, e.g. household pets, and non-domestic animals such as wildlife.

The compounds of the invention are effective over a wide dosage range. For example, in the treatment of adult humans, dosages from about 0.05 to about 100 mg, preferably from about 0.1 to about 100 mg, per day may be used. A most preferable dosage is about 0.1 mg to about 70 mg per day. In choosing a regimen for patients it may frequently be necessary to begin with a dosage of from about 2 to about 70 mg per day and when the condition is under control to reduce the dosage as low as from about 0.1 to about 10 mg per day. The exact dosage will depend upon the mode of administration, on the therapy desired, form in which administered, the subject to be treated and the body weight of the subject to be treated, and the preference and experience of the physician or veterinarian in charge.

Generally, the compounds of the present invention are dispensed in unit dosage form comprising from about 0.1 to about 100 mg of active ingredient together with a pharmaceutically acceptable carrier per unit dosage.

- 5 Usually, dosage forms suitable for oral, nasal, pulmonal or transdermal administration comprise from about 0.001 mg to about 100 mg, preferably from about 0.01 mg to about 50 mg of the compounds of formula (Ia) admixed with a pharmaceutically acceptable carrier or diluent.

10 In a further aspect, the present invention relates to a method of treating and/or preventing type I or type II diabetes.

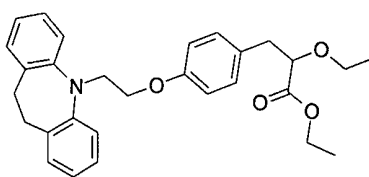
In a still further aspect, the present invention relates to the use of one or more compounds of the general formula (Ia) or pharmaceutically acceptable salts thereof for the preparation of a medicament for the treatment and/or prevention of type I or type II diabetes.

15

Any novel feature or combination of features described herein is considered essential to this invention.

20 Specific examples:

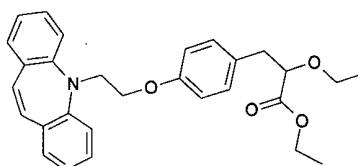
Examples 1



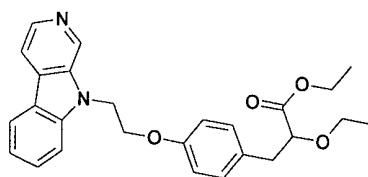
25 Ethyl 3-(4-(2-(10, 11-dihydro-dibenzo[b,f]azepin-5-yl)-ethoxy)-phenyl)-2-ethoxy-propionate. To a solution of 2-(10, 11-dihydro-dibenzo[b,f]azepin-5-yl)-ethanol (120 mg; 0.50 mmol), generated from 10, 11-dihydro-dibenzo[b,f]azepine and ethyleneoxide in THF and BuLi, in THF (20 ml) was added triphenylphosphine (198 mg; 0.75 mmol). The reaction was cooled to 0 °C and diethyl azodicarboxylate (165 mg; 0.75 mmol) and ethyl 2-ethoxy-3-(4-hydroxyphenyl)-propionate (179 mg; 0.75 mmol) was added. The reaction was stirred at
30 0°C for 2 hours and at room temperature for 16 hours. Water (20 ml) was added and the mixture was extracted with methylene chloride (2x 50 ml). The combined organic phases

were dried and evaporated. The residue was purified on column chromatography using ethyl acetate:methylene chloride (9:1) as eluent to give the title compound in 205 mg (90%) yield. $^1\text{H NMR}$ (CDCl_3) δ 1.1-1.25 (m, 6H), 2.92 (d, 2H), 3.17 (s, 4H), 3.27-3.38 (m, 1H), 3.52-3.63 (m, 1H), 3.95 (t, 1H), 4.04 (t, 2H), 4.10-4.20 (m, 4H), 6.72 (d, 2H), 6.88-6.95 (m, 2H), 7.05-7.17 (m, 8H). Compound 1.

The following compounds were made as described in example 1 using the appropriate tri-cycl-ethanol :



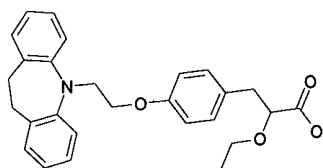
10 Ethyl 3-(4-(2-(dibenzo[*b,f*]azepin-5-yl)-ethoxy)-phenyl)-2-ethoxy-propionate. Yield 172 mg (75%). $^1\text{H NMR}$ (CDCl_3) δ 1.11-1.29 (m, 6H), 2.93 (d, 2H), 3.25-3.91 (m, 1H), 3.50-3.67 (m, 1H), 3.95 (t, 1H), 4.02-4.21 (m, 6H), 6.75 (t, 4H), 6.95-7.30 (m, 10 H). Compound 3.



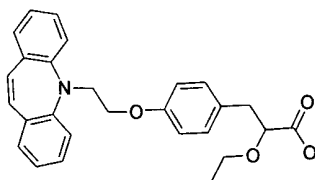
15 Ethyl 3-(4-(2-(betacarbolin-9-yl)-ethoxy)-phenyl)-2-ethoxy-propionate. Eluent: ethyl acetate:methylene chloride (2:1). $^1\text{H NMR}$ (CDCl_3) δ 1.12 (t, 3H), 1.21 (t, 3H), 2.90 (d, 2H), 3.24-3.37 (m, 1H), 3.51-3.62 (m, 1H), 3.91 (t, 1H), 4.14 (q, 2H), 4.38 (t, 2H), 4.80 (t, 2H), 6.74 (d, 2H), 7.08 (d, 2H), 7.28-7.70 (m, 4H), 7.96 (d, 1H), 8.15 (d, 1H), 8.49 (d, 1H). Compound 4.

20 Ethyl (S)-3-(4-(2-(betacarbolin-9-yl)-ethoxy)-phenyl)-2-ethoxy-propionate. $^1\text{H NMR}$ (CDCl_3) δ 1.12 (t, 3H), 1.21 (t, 3H), 2.90 (d, 2H), 3.24-3.37 (m, 1H), 3.51-3.62 (m, 1H), 3.91 (t, 1H), 4.14 (q, 2H), 4.38 (t, 2H), 4.80 (t, 2H), 6.74 (d, 2H), 7.08 (d, 2H), 7.28-7.70 (m, 4H), 7.96 (d, 1H), 8.15 (d, 1H), 8.49 (d, 1H). Compound 12.

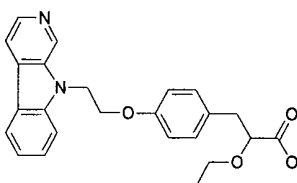
Example 2.



- 3-(4-(2-(10, 11-dihydro-dibenzo[*b,f*]azepin-5-yl)-ethoxy)-phenyl)-2-ethoxy-propionic acid. A solution of ethyl 3-(4-(2-(10, 11-dihydro-dibenzo[*b,f*]azepin-5-yl)-ethoxy)-phenyl)-2-ethoxy-propionate (191 mg; 0.42 mmol) in ethanol (13 ml) and aqueous 1 N sodium hydroxide (4.5 ml) was stirred at 90 °C for 1 hour. The reaction mixture was evaporated and the residue dissolved in water (7 ml). The aqueous phase was extracted with ethyl acetate (2x 50 ml) after acidification with 1 N HCl (7.5 ml). The combined organic phases were dried, evaporated and purified on column chromatography, using methylene chloride: methanol (9:1) as eluent, to give the title compound in 176 mg (97%) yield. ¹H NMR (CDCl₃) δ 1.1 (t, 3H), 2.72-3.06 (m, 2H), 3.17 (s, 4H), 3.35 (m, 1H), 3.55 (m, 1H), 3.94-4.05 m, 3H), 4.15 (t, 2H), 6.69 (d, 2H), 6.85-6.95 (m, 2H), 7.03-7.15 (m, 8H), 8.5-9.0 (br. s, 1H). Compound 2.
- The following compounds were made as described in example 2 using the appropriate starting material.



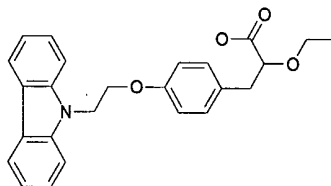
- 3-(4-(2-(Dibenzo[*b,f*]azepin-5-yl)-ethoxy)-phenyl)-2-ethoxy-propionic acid. ¹H NMR (CDCl₃) δ 1.12 (t, 3H), 2.84-3.05 (m, 2H), 3.28-3.40 (m, 1H), 3.50-3.62 (m, 1H), 3.93-4.18 (m, 5H), 6.75 (m, 4H), 6.95-7.78 (m, 10 H), 8.5-9.0 (br. s, 1H). Compound 5.



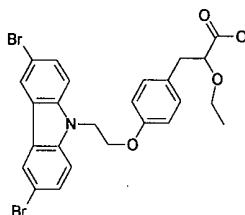
- 3-(4-(2-(Betacarbolin-9-yl)-ethoxy)-phenyl)-2-ethoxy-propionic acid. ¹H NMR (CDCl₃) δ 1.20 (t, 3H), 3.03 (d, 2H), 3.38-3.52 (m, 1H), 3.62-3.76 (m, 1H), 4.10 (t, 1H), 4.37 (t, 2H), 4.70 (t,

2H), 6.60 (d, 2H), 7.17 (d, 2H), 7.35-7.73 (m, 3H), 8.08 (d, 1H), 8.19 (d, 1H), 8.41 (d, 1H), 8.67 (s, 1H), 8.8-9.3 (br. s, 1H). compound 6.

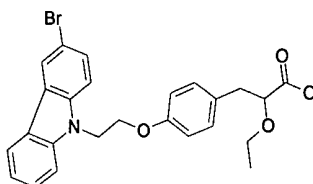
(S)-3-(4-(2-(Betacarbolin-9-yl)-ethoxy)-phenyl)-2-ethoxy-propionic acid. ^1H NMR (CDCl_3) δ 1.20 (t, 3H), 3.03 (d, 2H), 3.38-3.52 (m, 1H), 3.62-3.76 (m, 1H), 4.10 (t, 1H), 4.37 (t, 2H), 4.70 (t, 2H), 6.60 (d, 2H), 7.17 (d, 2H), 7.35-7.73 (m, 3H), 8.08 (d, 1H), 8.19 (d, 1H), 8.41 (d, 1H), 8.67 (s, 1H), 8.8-9.3 (br. s, 1H). compound 13.



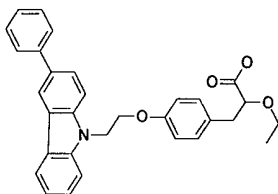
(S) 3-(4-(2-Carbazol-9-yl-ethoxy)-phenyl)-2-ethoxy-propionic acid. ^1H NMR (DMSO) Na-salt δ 8.15 (d, 2H), 7.67 (d, 2H), 7.46 (t, 2H), 7.21 (t, 2H), 7.05 (d, 2H), 6.65 (d, 2H), 4.78 (t, 2H), 4.32(t,2H), 3.57-3.42 (m, 2H), 3.06 (m, 1H), 2.79 (m, 1H), 2.55 (m, 1H), 0.95 (t, 3H). Compound 18.



(S) 3-(4-(2-(3,6 Dibromo-carbazol-9-yl)-ethoxy)-phenyl)-2-ethoxy-propionic acid. ^1H NMR (CDCl_3) δ 8.15 (s, 2H), 7.58 (d, 2H), 7.38 (d, 2H), 7.07 (d, 2H), 6.68 (d, 2H), 4.67 (t, 2H), 4.32 (t, 2H), 4.03 (m, 1H), 3.63-3.35 (m, 2H), 3.06 (m, 1H), 2.93 (m, 1H), 1.17 (t, 3H). Compound 19.

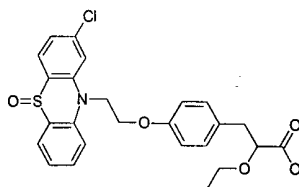


(S) 3-(4-(2-(3-Bromo-carbazol-9-yl)-ethoxy)-phenyl)-2-ethoxy-propionic acid. ^1H NMR (MeOH) Na-salt δ 8.19 (s, 1H), 8.06 (d, 1H), 7.60 (d, 1H), 7.50 (m, 3H), 7.22 (t, 1H), 7.12 (d, 2H), 6.67 (d, 2H), 4.75 (t, 2H), 4.35 (t, 2H), 3.74 (m, 1H), 3.57 (m, 1H), 3.20 (m, 1H), 2.88 (m, 1H), 2.74 (m, 1H), 1.07 (t, 3H). Compound 20.



(S) 3-(4-(2-(3-Phenyl-carbazol-9-yl)-ethoxy)-phenyl)-2-ethoxy-propionic acid. ¹H NMR (CDCl₃) δ 8.30 (s, 1H), 8,12 (m, 2H), 7.72 (m, 2H), 7.6-7-2 (m, 7H), 7.07 (d, 2H), 6.75 (d, 2H), 4,74 (m, 2H), 4.35 (m, 2H), 4.02 (m, 1H), 3.55 (m, 1H), 3.40 (m, 1H), 3.05 (m, 1H), 2.93 (m, 1H), 1.14 (t, 3H). Compound 21.

Example 3.

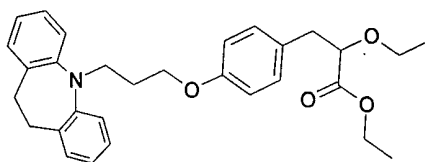


10

3-(4-(2-(2-Chloro-5-oxo-phenothiazin-10-yl)-ethoxy)-phenyl)-2-ethoxy-propionic acid. A solution of 3-(4-(2-(2-chloro-phenothiazin-10-yl)-ethoxy)-phenyl)-2-ethoxy-propionic acid (122 mg; 0.26 mmol) in ethanol (1 ml) was stirred at 60 oC and hydrogen peroxide (30%; 0.15 ml) was added. The reaction mixture was stirred for 30 min. and allowed to go to room temperature. The reaction mixture was evaporated and residue dissolved in water (5 ml). The aqueous phase was acidified with 1N HCl to pH 2 and extracted with methylene chloride (2x25 ml). The combined extracts were dried and evaporated. After column chromatography using ethyl acetate:methanol (4:1) as eluent the title compound was isolated in 116 mg (92%) yield. ¹H NMR (CDCl₃) δ 1.10 (t, 3H), 2.80-3.04 (m, 2H), 3.24-3.38 (m, 1H), 3.45-3.60 (m, 1H), 3.93 (m, 1H), 4.38 (t, 2H), 4.58 (t, 2H), 6.82 (d, 2H), 7.10-8.0 (m, 9H), 8.0-8.7 (br. s, 1H). Compound 7.

20

Example 4.

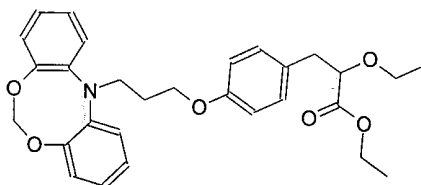


25

Ethyl 3-(4-(2-(10, 11-dihydro-dibenzo[b, f]azepin-5-yl)-propoxy)-phenyl)-2-ethoxy-propionate. A mixture of ethyl 3-(4-hydroxyphenyl)-2-ethoxypropionate (2.26 g, 10.75

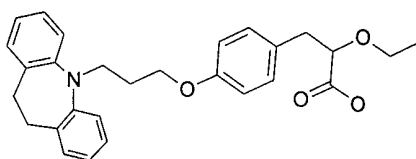
mmol), 3-(10, 11-dihydro-5H-dibenzo[b,f]azepin-5-yl)-propanol methane sulfonate (3.55 g, 10.71 mmol) and potassium carbonate (7.65 g, 55.35 mmol) in DMF (75 ml) was heated at 90°C for 30 h. The cold reaction mixture was poured into 500 ml water and extracted with benzene (3-100 ml), and the extracts were washed with 200 ml water, separated, dried (MgSO₄) and evaporated in vacuo. The residue (4.75 g) was purified by column chromatography on silica gel (fluka 60, 150 g) using benzene/chloroform 20:1 as eluent to give the title compound in 1.84 g (36.3 %) yield. ¹H NMR (CDCl₃) δ 7.05-7.15 (m, 8 H), 6.87-6.95 (m, 2H), 6.72 (dt, J=8.7 Hz and 2.2 Hz, 2H), 4.15 (q, J=7.2Hz, 2H), 3.87-4.00 (m, 5H), 3.59 (m, 1H), 3.33 (m, 1H), 3.14 (s, 4H), 2.92 (d, J=6.8 Hz, 2H), 2.03 (q, J=6.4 Hz, 2H), 1.21 (t, 3H), 1.15 (t, 3H). Compound 8.

The following compound was made in the same way using the appropriate mesylate.



Ethyl 3-(4-dibenzo[d,g]dioxazocin-12-yl)-1-propoxy)-phenyl-2-ethoxy-propionate. ¹H NMR (CDCl₃) δ 7.20-6.95 (m, 10 H), 6.75 (dt, J=8.4 Hz, 2H), 5.71 (s, 2H), 4.15 (q, J=7.2 Hz, 2H), 3.97 (t, J=5.7 Hz, 3H), 3.81 (t, J=5.7 Hz, 2H), 3.59 (m, 1H), 3.33 (m, 1H), 1.92 (q, J=5.7 Hz, 2H), 1.21 (t, J=7.2 Hz, 3H), 1.15 (t, J=7.2 Hz, 3H). compound 10.

Example 5.

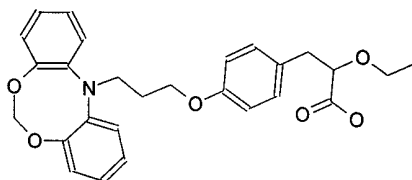


3-(4-(2-(10, 11-Dihydro-dibenzo[b,f]azepin-5-yl)-propoxy)-phenyl)-2-ethoxy-propionic acid. A solution of ethyl 3-(4-(2-(10, 11-dihydro-dibenzo[b,f]azepin-5-yl)-propoxy)-phenyl)-2-ethoxy-propionate (1.84 g, 3.88 mmol) in ethanol (30 ml) and 15% solution of NaOH (6.5 ml) was stirred for 20 h at room temperature. The solution was evaporated in vacuo, water (75 ml) was added and the mixture was acidified with acetic acid to pH 6. The product was extracted with methylene chloride (3x10 ml), washed with water (15 ml), dried (MgSO₄) and evaporated to give the title compound in 1.65 g (98%) yield. ¹H NMR (DMSO) δ 7.05-7.15 (m, 8H), 6.92 (m, 2H), 6.73 (m, 2H), 4.04 (dd, J=4.3 Hz and 7.3 Hz, 1H), 3.97 (t, 2H), 3.92 (t,

2H), 3.61-3.42 (m, 2H), 3.15 (s, 4H), 3.08 (dd, $J=4.3$ and 14.3 Hz, 1H), 2.91 (dd, $J=7.3$ and 14.3 Hz, 1H), 2.04 (q, 2H), 1.17 (t, 3H). compound 9.

The following compound was made in the same way using the appropriate ester

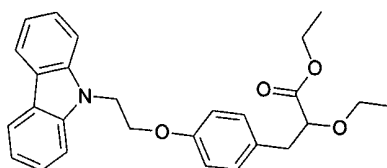
5



3-(4-Dibenzo[d,g]dioxazocin-12-yl)-1-propoxy-phenyl-2-ethoxy-propionic acid. ^1H NMR (CDCl_3) δ 7.20-6.95 (m, 10H), 6.75 (dt, $J=8.8$ Hz, 2H), 5.71 (s, 2H), 4.00 (m, 1H), 3.97 (t, $J=5.7$ Hz, 2H), 3.81 (t, $J=5.7$ Hz, 2H), 3.6-3.4 (m, 2H), 3.1-2.85 (m, 2H), 1.95 (q, $J=5.7$ Hz, 2H), 1.15 (t, $J=7.2$ Hz, 3H). Compound 11.

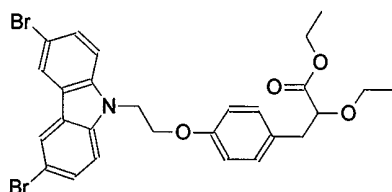
10

Example 6.

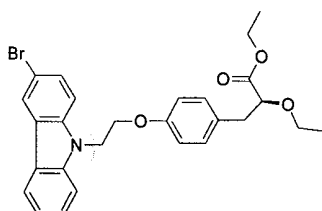


15 (S) Ethyl 3-(4-(2-Carbazol-9-yl-ethoxy)-phenyl)-2-ethoxy-propionate. To a ice cooled solution of 2-(carbazol-9-yl-ethanol) (211 mg; 1 mmol), (S) ethyl 2-ethoxy-3-(4-hydroxyphenyl)-propionate (238 mg; 1 mmol) and tributylphosphine (370 μl ; 1.5 mmol) in dry benzene (10 ml) was added azodicarboxylic dipiperidine (380 mg; 1.5 mmol). The reaction mixture was stirred at 0°C for 1 hour. Additional 10 ml benzene was added and the reaction mixture was stirred
20 for another 1 hour. Heptane (10 ml) was added to the reaction mixture and the performed precipitate was removed by filtration. The filtrate was evaporated under reduced pressure and the residue suspended in heptane. After filtration the heptane phase was evaporated to dryness. The residue was purified by column chromatography using toluene:ethyl acetate (19:1) as eluent. The title compound was obtained in 385 mg (89%) yield. ^1H NMR (CDCl_3) δ
25 8.12 (d, 2H), 7.50 (m, 4H), 7.27 (m, 2H), 7.10 (d, 2H), 6.74 (d, 2H), 4.70 (t, 2H), 4.32 (t, 2H), 4.15 (q, 2H), 3.93 (t, 1H), 3.57 (m, 1H), 3.32 (m, 1H), 2.93 (d, 2H), 1.22 (t, 3H), 1.15 (t, 3H). Compound 14.

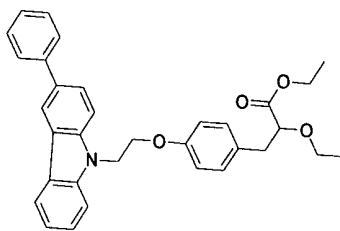
The following compounds were made in the same way as described in example 6 using the appropriate tricycl-ethanol:



- (S) Ethyl 3-(4-(2-(3,6 Dibromo-carbazol-9-yl)-ethoxy)-phenyl)-2-ethoxy-propionate. ¹H NMR (CDCl₃) δ 8.14 (s, 2H), 7.58 (d, 2H), 7.40 (d, 2H), 7.10 (d, 2H), 6.68 (d, 2H), 4.66 (t, 2H), 4.80 (t, 2H), 4.17 (q, 2H), 3.94 (t, 1H), 3.58 (m, 1H), 3.31 (m, 1H), 2.94 (d, 2H), 1.22 (t, 3H), 1.15 (t, 3H). Compound 15.



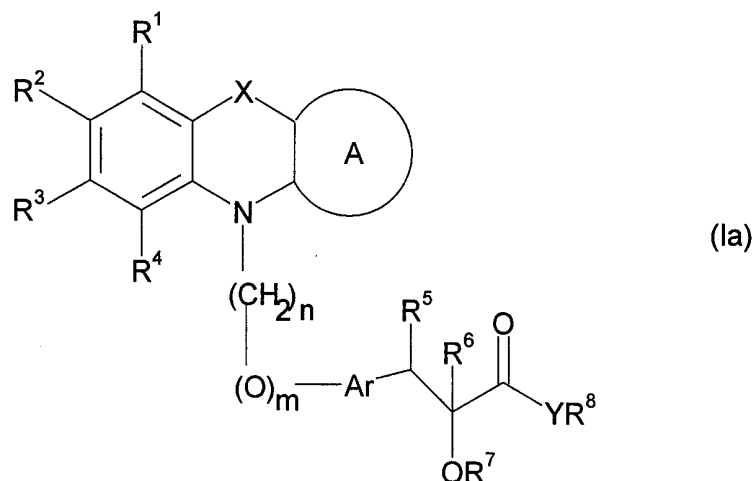
- 10 (S) Ethyl 3-(4-(2-(3-Bromo-carbazol-9-yl)-ethoxy)-phenyl)-2-ethoxy-propionate. ¹H NMR (CDCl₃) δ 8.20 (s, 1H), 8.05 (d, 1H), 7.60-7.47 (m, 3H), 7.40 (d, 1H), 7.27 (m, 1H), 7.10 (d, 2H), 6.70 (d, 2H), 4.70 (t, 2H), 4.33 (t, 2H), 4.25-4.10 (q, 2H), 3.93 (t, 1H), 3.58 (m, 1H), 3.33 (m, 1H), 2.94 (d, 2H), 1.22 (t, 3H), 1.15 (t, 3H). Compound 16.



- 15
20 (S) Ethyl 3-(4-(2-(3-Phenyl-carbazol-9-yl)-ethoxy)-phenyl)-2-ethoxy-propionate. ¹H NMR (CDCl₃) δ 8.29 (s, 1H), 8.13 (d, 1H), 7.70 (d, 2H), 7.45 (m, 6H), 7.35-7.18 (2H), 7.08 (d, 2H), 6.70 (d, 2H), 4.65 (t, 2H), 4.29 (t, 2H), 4.15 (q, 2H), 3.92 (t, 1H), 3.56 (m, 1H), 3.30 (m, 1H), 2.92 (d, 2H), 1.21 (t, 3H), 1.11 (t, 3H). Compound 17.

Claims:

1. A compound of formula (Ia)



5

wherein R^1 , R^2 , R^3 , and R^4 independently of each other represent hydrogen, halogen, perhalomethyl, hydroxy, nitro, cyano, formyl, or C_{1-12} -alkyl, C_{4-12} -alkenynyl, C_{2-12} -alkenyl, C_{2-12} -alkynyl, C_{1-12} -alkoxy, aryl, aryloxy, aralkyl, aralkoxy, heterocyclyl, heteroaryl, heteroaralkyl, heteroaryloxy, heteroaralkoxy, acyl, acyloxy, hydroxy C_{1-12} -alkyl, amino, acylamino, C_{1-12} -alkylamino, arylamino, aralkylamino, amino C_{1-12} -alkyl, C_{1-12} -alkoxycarbonyl, aryloxycarbonyl, aralkoxycarbonyl, C_{1-12} -alkoxy C_{1-12} -alkyl, aryloxy C_{1-12} -alkyl, aralkoxy C_{1-12} -alkyl, C_{1-12} -alkylthio, thio C_{1-12} -alkyl, C_{1-12} -alkoxycarbonylamino, aryloxycarbonylamino, aralkoxycarbonylamino, $-COR^{11}$, or $-SO_2R^{12}$, wherein R^{11} and R^{12} independently of each other are selected from hydroxy, halogen, perhalomethyl, C_{1-6} -alkoxy or amino optionally substituted with one or more C_{1-6} -alkyl, perhalomethyl or aryl; optionally substituted with one or more halogen, perhalomethyl, hydroxy, nitro or cyano;

or R^1 and R^2 , R^2 and R^3 and/or R^3 and R^4 may form a cyclic ring containing from 5 to 7 carbon atoms optionally substituted with one or more C_{1-6} -alkyl;

20

ring A fused to the ring containing X and N represents a 5-6 membered cyclic ring, optionally substituted with one or more halogen, perhalomethyl, hydroxy, nitro, cyano, formyl, or C_{1-12} -alkyl, C_{4-12} -alkenynyl, C_{2-12} -alkenyl, C_{2-12} -alkynyl, C_{1-12} -alkoxy, aryl, aryloxy, aralkyl, aralkoxy, heterocyclyl, heteroaryl, heteroaralkyl, heteroaryloxy, heteroaralkoxy, acyl, acyloxy, hydroxy C_{1-12} -alkyl, amino, acylamino, C_{1-12} -alkylamino, arylamino, aralkylamino, amino C_{1-12} -alkyl, C_{1-12} -alkoxycarbonyl, aryloxycarbonyl,

25

aralkoxycarbonyl, C₁₋₁₂-alkoxyC₁₋₁₂-alkyl, aryloxyC₁₋₁₂-alkyl, aralkoxyC₁₋₁₂-alkyl, C₁₋₁₂-alkylthio, thioC₁₋₁₂-alkyl, C₁₋₁₂-alkoxycarbonylamino, aryloxycarbonylamino, aralkoxycarbonylamino, -COR¹¹, or -SO₂R¹², wherein R¹¹ and R¹² independently of each other are selected from hydroxy, halogen, perhalomethyl, C₁₋₆-alkoxy or amino
 5 optionally substituted with one or more C₁₋₆-alkyl, perhalomethyl or aryl; optionally substituted with one or more halogen, perhalomethyl, hydroxy, nitro or cyano;

X is a valence bond, -(CHR⁹)-, -(CHR⁹)-CH₂-, -CH=CH-, -O-(CHR⁹)-, -S-(CHR⁹)-, -(NR⁹)-CH₂-, -(CHR⁹)-CH=CH-, -(CHR⁹)-CH₂-CH₂-, -(C=O)-, -O-CH₂-O-, -(NR⁹)-S(O₂)-, -CH=(CR⁹)-, -(CO)-(CHR⁹)-, -CH₂-(SO)-, -(SO)-, -(SO₂)-, -CH₂-(SO₂)-, -CH₂-O-CH₂-, wherein R⁹ is hydrogen, halogen, hydroxy, nitro, cyano, formyl, C₁₋₁₂-alkyl, C₁₋₁₂-alkoxy, aryl, aryloxy, aralkyl, aralkoxy, heterocyclyl, heteroaryl, heteroaralkyl, heteroaryloxy, heteroaralkoxy, acyl, acyloxy, hydroxyalkyl, amino, acylamino, C₁₋₁₂-alkylamino, arylamino, aralkylamino, aminoC₁₋₁₂-alkyl, C₁₋₁₂-alkoxycarbonyl, aryloxycarbonyl, aralkoxycarbonyl, C₁₋₁₂-alkoxyC₁₋₁₂-alkyl, aryloxyC₁₋₁₂-alkyl, aralkoxyC₁₋₁₂-alkyl, C₁₋₁₂-alkylthio, thioC₁₋₁₂-alkyl, C₁₋₁₂-alkoxycarbonylamino, aryloxycarbonylamino, aralkoxycarbonylamino, -COR¹³, or -SO₂R¹⁴, wherein R¹³ and R¹⁴ independently of each other are selected from hydroxy, halogen, C₁₋₆-alkoxy, amino optionally substituted with one or more C₁₋₆-alkyl, perhalomethyl or aryl;

20 Ar represents arylene, heteroarylene, or a divalent heterocyclic group optionally substituted with one or more C₁₋₆-alkyl or aryl;

R⁵ represents hydrogen, hydroxy, halogen, C₁₋₁₂-alkoxy, C₁₋₁₂-alkyl, C₄₋₁₂-alkenynyl, C₂₋₁₂-alkenyl, C₂₋₁₂-alkynyl or aralkyl; optionally substituted with one or more halogen, perhalomethyl, hydroxy, nitro or cyano; or R⁵ forms a bond together with R⁶,

25 R⁶ represents hydrogen, hydroxy, halogen, C₁₋₁₂-alkoxy, C₁₋₁₂-alkyl, C₄₋₁₂-alkenynyl, C₂₋₁₂-alkenyl, C₂₋₁₂-alkynyl, acyl or aralkyl; optionally substituted with one or more halogen, perhalomethyl, hydroxy, nitro or cyano; or R⁶ forms a bond together with R⁵,

R⁷ represents hydrogen, C₁₋₁₂-alkyl, C₄₋₁₂-alkenynyl, C₂₋₁₂-alkenyl, C₂₋₁₂-alkynyl, aryl, aralkyl, C₁₋₁₂-alkoxyC₁₋₁₂-alkyl, C₁₋₁₂-alkoxycarbonyl, aryloxycarbonyl, C₁₋₁₂-alkylaminocarbonyl, arylaminocarbonyl, acyl, heterocyclyl, heteroaryl or heteroaralkyl groups; optionally substituted with one or more halogen, perhalomethyl, hydroxy, nitro or cyano;

R⁸ represents hydrogen, C₁₋₁₂-alkyl, C₄₋₁₂-alkenynyl, C₂₋₁₂-alkenyl, C₂₋₁₂-alkynyl, aryl, aralkyl, heterocyclyl, heteroaryl or heteroaralkyl groups; optionally substituted with one or more halogen, perhalomethyl, hydroxy, nitro or cyano;

Y represents oxygen, sulphur or NR¹⁰, where R¹⁰ represents hydrogen, C₁₋₁₂-alkyl, aryl, hydroxyC₁₋₁₂-alkyl or aralkyl groups or when Y is NR¹⁰, R⁸ and R¹⁰ may form a 5 or 6 membered nitrogen containing ring, optionally substituted with one or more C₁₋₆-alkyl;

n is an integer ranging from 1 to 4 and m is an integer ranging from 0 to 1;

5 or a pharmaceutically acceptable salt thereof.

2. A compound according to claim 1 wherein R¹, R², R³, and R⁴ independently of each other represent hydrogen, halogen, perhalomethyl, hydroxy, cyano, or C₁₋₇-alkyl, C₄₋₇-alkenynyl, C₂₋₇-alkenyl, C₂₋₇-alkynyl, C₁₋₇-alkoxy, aryl, aryloxy, aralkyl, aralkoxy, heterocyclyl, heteroaryl, heteroaralkyl, heteroaryloxy, heteroaralkoxy, acyl, acyloxy, hydroxyC₁₋₇-alkyl, amino, acylamino, C₁₋₇-alkylamino, arylamino, aralkylamino, aminoC₁₋₇-alkyl, C₁₋₇-alkoxyC₁₋₇-alkyl, aryloxyC₁₋₇-alkyl, aralkoxyC₁₋₇-alkyl, C₁₋₇-alkylthio, thioC₁₋₇-alkyl, C₁₋₇-alkoxycarbonylamino, aryloxy carbonylamino, aralkoxy carbonylamino, -COR¹¹, or -SO₂R¹², wherein R¹¹ and R¹² independently of each other are selected from hydroxy, perhalomethyl or amino optionally substituted with one or more C₁₋₆-alkyl, perhalomethyl or aryl; optionally substituted with one or more halogen, perhalomethyl, hydroxy or cyano;

10 or R¹ and R², R² and R³ and/or R³ and R⁴ may form a cyclic ring containing from 5 to 7 carbon atoms optionally substituted with one or more C₁₋₆-alkyl.

20

3. A compound according to anyone of the preceding claims wherein R¹, R², R³, and R⁴ independently of each other represent hydrogen, halogen, perhalomethyl, hydroxy, cyano, or C₁₋₇-alkyl, C₄₋₇-alkenynyl, C₂₋₇-alkenyl, C₂₋₇-alkynyl, C₁₋₇-alkoxy, aryl, aryloxy, aralkyl, aralkoxy, heterocyclyl, heteroaryl, heteroaralkyl, heteroaryloxy, heteroaralkoxy, acyl, amino, acylamino, C₁₋₇-alkylamino, arylamino, aralkylamino, aminoC₁₋₇-alkyl, C₁₋₇-alkoxyC₁₋₇-alkyl, aryloxyC₁₋₇-alkyl, aralkoxyC₁₋₇-alkyl, C₁₋₇-alkylthio, thioC₁₋₇-alkyl; optionally substituted with one or more halogen or hydroxy.

25

4. A compound according to anyone of the preceding claims wherein R¹, R², R³, and R⁴ independently of each other represent hydrogen, halogen, perhalomethyl, hydroxy or C₁₋₇-alkyl, C₂₋₇-alkenyl, C₂₋₇-alkynyl, C₁₋₇-alkoxy, aryl, aryloxy, aralkyl, aralkoxy, heteroaryl, heteroaryloxy, heteroaralkoxy, acyl, arylamino, aryloxyC₁₋₇-alkyl.

30

5. A compound according to anyone of the preceding claims wherein R¹, R², R³, and R⁴ independently of each other represent hydrogen, halogen, perhalomethyl, hydroxy, C₁₋₇-alkyl, C₂₋₇-alkenyl, C₂₋₇-alkynyl, C₁₋₇-alkoxy or aryl.
- 5 6. A compound according to anyone of the preceding claims wherein R¹, R², R³ and R⁴ independently of each other represent hydrogen, halogen or phenyl.
7. A compound according to anyone of the preceding claims wherein ring A fused to the ring containing X and N represents a 5-6 membered cyclic ring, optionally substituted with one or
10 more hydrogen, halogen, perhalomethyl, hydroxy, cyano, or C₁₋₇-alkyl, C₄₋₇-alkenynyl, C₂₋₇-alkenyl, C₂₋₇-alkynyl, C₁₋₇-alkoxy, aryl, aryloxy, aralkyl, aralkoxy, heterocyclyl, heteroaryl, heteroaralkyl, heteroaryloxy, heteroaralkoxy, acyl, acyloxy, hydroxyC₁₋₇-alkyl, amino, acylamino, C₁₋₇-alkylamino, arylamino, aralkylamino, aminoC₁₋₇-alkyl, C₁₋₇-alkoxyC₁₋₇-alkyl, aryloxyC₁₋₇-alkyl, aralkoxyC₁₋₇-alkyl, C₁₋₇-alkylthio, thioC₁₋₇-alkyl, C₁₋₇-alkoxycarbonylamino, aryloxycar-
15 bonylamino, aralkoxycarbonylamino, -COR¹¹, or -SO₂R¹², wherein R¹¹ and R¹² independently of each other are selected from hydroxy, perhalomethyl or amino optionally substituted with one or more C₁₋₆-alkyl, perhalomethyl or aryl; optionally substituted with one or more halogen, perhalomethyl, hydroxy or cyano.
- 20 8. A compound according to anyone of the preceding claims wherein ring A fused to the ring containing X and N represents a 5-6 membered cyclic ring, optionally substituted with one or more hydrogen, halogen, perhalomethyl, hydroxy, cyano, or C₁₋₇-alkyl, C₄₋₇-alkenynyl, C₂₋₇-alkenyl, C₂₋₇-alkynyl, C₁₋₇-alkoxy, aryl, aryloxy, aralkyl, aralkoxy, heterocyclyl, heteroaryl, heteroaralkyl, heteroaryloxy, heteroaralkoxy, acyl, amino, acylamino, C₁₋₇-alkylamino, arylamino,
25 aralkylamino, aminoC₁₋₇-alkyl, C₁₋₇-alkoxyC₁₋₇-alkyl, aryloxyC₁₋₇-alkyl, aralkoxyC₁₋₇-alkyl, C₁₋₇-alkylthio, thioC₁₋₇-alkyl; optionally substituted with one or more halogen or hydroxy.
9. A compound according to anyone of the preceding claims wherein ring A fused to the ring containing X and N represents a 5-6 membered cyclic ring, optionally substituted with one or
30 more hydrogen, halogen, perhalomethyl, hydroxy or C₁₋₇-alkyl, C₂₋₇-alkenyl, C₂₋₇-alkynyl, C₁₋₇-alkoxy, aryl, aryloxy, aralkyl, aralkoxy, heteroaryl, heteroaryloxy, heteroaralkoxy, acyl, arylamino, aryloxyC₁₋₇-alkyl.

10. A compound according to anyone of the preceding claims wherein ring A fused to the ring containing X and N represents a 5-6 membered cyclic ring, optionally substituted with one or more hydrogen, halogen, perhalomethyl, hydroxy or C₁₋₇-alkyl, C₂₋₇-alkenyl, C₂₋₇-alkynyl, C₁₋₇-alkoxy or aryl.
- 5
11. A compound according to anyone of the preceding claims wherein ring A fused to the ring containing X and N represents a 5-6 membered cyclic ring, optionally substituted with one or more hydrogen, halogen or phenyl.
- 10
12. A compound according to anyone of the preceding claims wherein X is a valence bond, - (CHR⁹)-, -(CHR⁹)-CH₂-, -CH=CH-, -O-(CHR⁹)-, -S-(CHR⁹)-, -(NR⁹)-CH₂-, -(CHR⁹)-CH=CH-, -(CHR⁹)-CH₂-CH₂-, -(C=O)-, -O-CH₂-O-, -(NR⁹)-S(O₂)-, -CH=(CR⁹)-, -(CO)-(CHR⁹)-, -CH₂-(SO)-, -(SO)-, -(SO₂)-, -CH₂-(SO₂)-, -CH₂-O-CH₂-, wherein R⁹ is hydrogen, halogen, hydroxy, cyano, C₁₋₇-alkyl, C₁₋₇-alkoxy, aryl, aryloxy, aralkyl, aralkoxy, heterocyclyl, heteroaryl, heteroaralkyl, heteroaryloxy, heteroaralkoxy, acyl, acyloxy, hydroxyalkyl, amino, acylamino, C₁₋₇-alkylamino, arylamino, aralkylamino, aminoC₁₋₇-alkyl, C₁₋₇-alkoxyC₁₋₇-alkyl, aryloxyC₁₋₇-alkyl, aralkoxyC₁₋₇-alkyl, C₁₋₇-alkylthio or thioC₁₋₇-alkyl.
- 15
13. A compound according to anyone of the preceding claims wherein X is a valence bond, - (CHR⁹)-, -(CHR⁹)-CH₂-, -CH=CH-, -O-(CHR⁹)-, -S-(CHR⁹)-, -(NR⁹)-CH₂-, -(CHR⁹)-CH=CH-, -(CHR⁹)-CH₂-CH₂-, -(C=O)-, -O-CH₂-O-, -(NR⁹)-S(O₂)-, -CH=(CR⁹)-, -(CO)-(CHR⁹)-, -CH₂-(SO)-, -(SO)-, -(SO₂)-, -CH₂-(SO₂)-, -CH₂-O-CH₂-, wherein R⁹ is hydrogen, halogen, hydroxy, C₁₋₇-alkyl, C₁₋₇-alkoxy or aryl.
- 20
14. A compound according to anyone of the preceding claims wherein X is a valence bond, -(CHR⁹)-, -(CHR⁹)-CH₂-, -CH=CH-, -O-(CHR⁹)-, -S-(CHR⁹)-, -(NR⁹)-CH₂-, -(CHR⁹)-CH=CH-, -(CHR⁹)-CH₂-CH₂-, -(C=O)-, -O-CH₂-O-, -(NR⁹)-S(O₂)-, -CH=(CR⁹)-, -(CO)-(CHR⁹)-, -CH₂-(SO)-, -(SO)-, -(SO₂)-, -CH₂-(SO₂)-, -CH₂-O-CH₂-, wherein R⁹ is hydrogen, halogen, hydroxy, C₁₋₄-alkyl or C₁₋₄-alkoxy.
- 25
15. A compound according to anyone of the preceding claims wherein X is a valence bond, - (CHR⁹)-, -(CHR⁹)-CH₂-, -CH=CH-, -O-(CHR⁹)-, -(CHR⁹)-CH=CH-, -(CHR⁹)-CH₂-CH₂-, -(C=O)-, -O-CH₂-O-, -CH=(CR⁹)-, -(CO)-(CHR⁹)-, -CH₂-(SO)-, -(SO)-, -(SO₂)-, -CH₂-(SO₂)-, -CH₂-O-CH₂-, wherein R⁹ is hydrogen.
- 30

16. A compound according to anyone of the preceding claims wherein Ar represents arylene, heteroarylene, or a divalent heterocyclic group optionally substituted with one or more C₁₋₆-alkyl or aryl;

5 R⁵ represents hydrogen, hydroxy, halogen, C₁₋₇-alkoxy, C₁₋₇-alkyl, C₄₋₇-alkenynyl, C₂₋₇-alkenyl, C₂₋₇-alkynyl; or R⁵ forms a bond together with R⁶,

R⁶ represents hydrogen, hydroxy, halogen, C₁₋₇-alkoxy, C₁₋₇-alkyl, C₄₋₇-alkenynyl, C₂₋₇-alkenyl, C₂₋₇-alkynyl; or R⁶ forms a bond together with R⁵,

R⁷ represents hydrogen, C₁₋₇-alkyl, C₄₋₇-alkenynyl, C₂₋₇-alkenyl, C₂₋₇-alkynyl, aryl, aralkyl, C₁₋₇-alkoxyC₁₋₇-alkyl, C₁₋₇-alkoxycarbonyl, aryloxycarbonyl, C₁₋₇-alkylaminocarbonyl, arylaminocarbonyl, acyl, heterocyclyl, heteroaryl or heteroaralkyl groups;

R⁸ represents hydrogen, C₁₋₇-alkyl, C₄₋₇-alkenynyl, C₂₋₇-alkenyl, C₂₋₇-alkynyl, aryl, aralkyl, heterocyclyl, heteroaryl or heteroaralkyl.

Y represents oxygen, sulphur or NR¹⁰, where R¹⁰ represents hydrogen, C₁₋₇-alkyl, hydroxyC₁₋₇-alkyl;

n is an integer ranging from 2 to 3 and m is an integer ranging from 0 to 1.

17. A compound according to anyone of the preceding claims wherein Ar represents arylene or heteroarylene;

20 R⁵ represents hydrogen, hydroxy, halogen; or R⁵ forms a bond together with R⁶,

R⁶ represents hydrogen, hydroxy, halogen; or R⁶ forms a bond together with R⁵,

R⁷ represents hydrogen, C₁₋₇-alkyl, C₂₋₇-alkenyl, C₂₋₇-alkynyl, aryl, aralkyl, C₁₋₇-alkoxyC₁₋₇-alkyl, C₁₋₇-alkylaminocarbonyl, arylaminocarbonyl, acyl, heterocyclyl, heteroaryl or heteroaralkyl groups;

25 R⁸ represents hydrogen, C₁₋₇-alkyl, C₂₋₇-alkenyl, C₂₋₇-alkynyl;

Y represents oxygen or sulphur;

n is an integer ranging from 2 to 3 and m is 1.

18. A compound according to anyone of the preceding claims wherein Ar represents arylene or heteroarylene;

30 R⁵ represents hydrogen;

R⁶ represents hydrogen;

R⁷ represents hydrogen, C₁₋₇-alkyl, C₂₋₇-alkenyl, C₂₋₇-alkynyl, aryl, aralkyl, C₁₋₇-alkoxyC₁₋₇-alkyl;

R⁸ represents hydrogen, C₁₋₇-alkyl, C₂₋₇-alkenyl, C₂₋₇-alkynyl;

Y represents oxygen;

n is an integer ranging from 2 to 3 and m is 1.

5 19. A compound according to anyone of the preceding claims wherein Ar represents arylene

R⁵ represents hydrogen;

R⁶ represents hydrogen;

R⁷ represents hydrogen, C₁₋₄-alkyl, C₂₋₄-alkenyl, C₂₋₄-alkynyl,

R⁸ represents hydrogen, C₁₋₄-alkyl,

10 Y represents oxygen;

n is an integer ranging from 2 to 3 and m is 1.

20. A compound according to anyone of the preceding claims wherein Ar represents phenylene,

15 R⁵ represents hydrogen;

R⁶ represents hydrogen;

R⁷ represents hydrogen, C₁₋₄-alkyl,

R⁸ represents hydrogen

Y represents oxygen;

20 n is an integer ranging from 2 to 3 and m is 1.

21. A compound according to anyone of the preceding claims wherein A is benzo optionally substituted with one or more halogen or phenyl.

25 22. A compound according to anyone of the preceding claims wherein A is pyrido.

23. A compound according to anyone of the preceding claims wherein Ar is arylene.

24. A compound according to anyone of the preceding claims wherein X is -(CHR⁹)-CH₂-,

30 wherein R⁹ is H.

25. A compound according to anyone of the preceding claims wherein X is -CH=CH-.

26. A compound according to anyone of the preceding claims wherein X is -(SO)-.

27. A compound according to anyone of the preceding claims wherein X is -O-CH₂-O-.
28. A compound according to anyone of the preceding claims wherein X is a valence bond.
- 5 29. A compound according to anyone of the preceding claims X is -O-CH₂-.
30. A compound according to anyone of the preceding claims wherein X is -(CHR⁹)-CH₂-CH₂, wherein R⁹ is H.
- 10 31. A compound according to anyone of the preceding claims wherein X is -(CO)-(CHR⁹)-, wherein R⁹ is H.
32. A compound according to anyone of the preceding claims wherein X is -CH=(CR⁹)-, wherein R⁹ is C₁₋₁₂-alkoxy, preferably methoxy.
- 15 33. A compound according to anyone of the preceding claims wherein X is -(NR⁹)-S(O₂)-, wherein R⁹ is C₁₋₁₂-alkyl, preferably methyl.
- 20 34. A compound according to anyone of the preceding claims wherein X is -(C=O)-.
35. A compound according to anyone of the preceding claims wherein R¹, R², R³ and R⁴ are H.
- 25 36. A compound according to anyone of the preceding claims wherein n is 2.
37. A compound according to anyone of the preceding claims wherein n is 3.
38. A compound according to anyone of the preceding claims wherein m is 1.
- 30 39. A compound according to anyone of the preceding claims wherein R⁵ is H.
40. A compound according to anyone of the preceding claims wherein R⁶ is H.

41. A compound according to anyone of the preceding claims wherein R⁷ is ethyl.

42. A compound according to anyone of the preceding claims wherein R⁸ is H.

5 43. A compound according to anyone of the preceding claims wherein R⁸ is ethyl.

44. A compound according to anyone of the preceding claims wherein Y is oxygen.

45. The compound according to claim 1 which is

- 10 3-{4-[2-(10,11-Dihydro-dibenzo[*b,f*]azepin-5-yl)-ethoxy]-phenyl}-2-ethoxy-propionic acid,
3-{4-[2-(10,11-Dihydro-dibenzo[*b,f*]azepin-5-yl)-ethoxy]-phenyl}-2-methoxy-propionic acid,
3-{4-[2-(10,11-Dihydro-dibenzo[*b,f*]azepin-5-yl)-ethoxy]-phenyl}-2-propoxy-propionic acid,
3-{4-[2-(10,11-Dihydro-dibenzo[*b,f*]azepin-5-yl)-ethoxy]-phenyl}-2-benzyloxy-propionic acid,
3-{4-[2-(10,11-Dihydro-dibenzo[*b,f*]azepin-5-yl)-propoxy]-phenyl}-2-ethoxy-propionic acid,
15 3-{4-[2-(10,11-Dihydro-dibenzo[*b,f*]azepin-5-yl)-propoxy]-phenyl}-2-methoxy-propionic acid,
3-{4-[2-(10,11-Dihydro-dibenzo[*b,f*]azepin-5-yl)-propyl]-phenyl}-2-ethoxy-propionic acid,
3-{4-[2-(10,11-Dihydro-dibenzo[*b,f*]azepin-5-yl)-propyl]-phenyl}-2-methoxy-propionic acid,
3-{4-[2-(10,11-Dihydro-dibenzo[*b,f*]azepin-5-yl)-methoxy]-phenyl}-2-ethoxy-propionic acid,
2-Ethoxy-3-(4-[2-(5,11-dihydro-5H-dibenzo[*b,e*][1,4]oxazepin-5-yl)-ethoxy]-phenyl)-propionic
20 acid,
2-Methoxy-3-(4-[2-(5,11-dihydro-5H-dibenzo[*b,e*][1,4]oxazepin-5-yl)-ethoxy]-phenyl)-
propionic acid,
2-Propoxy-3-(4-[2-(5,11-dihydro-5H-dibenzo[*b,e*][1,4]oxazepin-5-yl)-ethoxy]-phenyl)-
propionic acid,
25 2-Benzyloxy-3-(4-[2-(5,11-dihydro-5H-dibenzo[*b,e*][1,4]oxazepin-5-yl)-ethoxy]-phenyl)-
propionic acid,
2-Ethoxy-3-(4-[3-(5,11-dihydro-5H-dibenzo[*b,e*][1,4]oxazepin-5-yl)-propoxy]-phenyl)-
propionic acid,
2-Methoxy-3-(4-[3-(5,11-dihydro-5H-dibenzo[*b,e*][1,4]oxazepin-5-yl)-propoxy]-phenyl)-
30 propionic acid,
2-Benzyloxy-3-(4-[3-(5,11-dihydro-5H-dibenzo[*b,e*][1,4]oxazepin-5-yl)-propoxy]-phenyl)-
propionic acid,
2-Ethoxy-3-(4-[3-(5,11-dihydro-5H-dibenzo[*b,e*][1,4]oxazepin-5-yl)-propyl]-phenyl)-propionic
acid,

- 2-Methoxy-3-(4-[3-(5,11-dihydro-5H-dibenzo[*b,e*][1,4]oxazepin-5-yl)-propyl]-phenyl)-propionic acid,
- 2-Benzyloxy-3-(4-[3-(5,11-dihydro-5H-dibenzo[*b,e*][1,4]oxazepin-5-yl)-propyl]-phenyl)-propionic acid,
- 5 2-Ethoxy-3-(4-[1-(5,11-dihydro-5H-dibenzo[*b,e*][1,4]oxazepin-5-yl)-methoxy]-phenyl)-propionic acid,
- 3-{4-[2-(6,7-Dihydro-5*H*-dibenzo[*b,g*]azocin-12-yl)-ethoxy]-phenyl}-2-ethoxy-propionic acid,
- 3-{4-[2-(6,7-Dihydro-5*H*-dibenzo[*b,g*]azocin-12-yl)-ethoxy]-phenyl}-2-propoxy-propionic acid,
- 3-{4-[2-(6,7-Dihydro-5*H*-dibenzo[*b,g*]azocin-12-yl)-ethoxy]-phenyl}-2-methoxy-propionic acid,
- 10 3-{4-[2-(6,7-Dihydro-5*H*-dibenzo[*b,g*]azocin-12-yl)-ethoxy]-phenyl}-2-benzyloxy-propionic acid,
- 3-{4-[1-(6,7-Dihydro-5*H*-dibenzo[*b,g*]azocin-12-yl)-methoxy]-phenyl}-2-ethoxy-propionic acid,
- 3-{4-[3-(6,7-Dihydro-5*H*-dibenzo[*b,g*]azocin-12-yl)-propoxy]-phenyl}-2-ethoxy-propionic acid,
- 3-{4-[3-(6,7-Dihydro-5*H*-dibenzo[*b,g*]azocin-12-yl)-propoxy]-phenyl}-2-methoxy-propionic acid,
- 15 3-{4-[3-(6,7-Dihydro-5*H*-dibenzo[*b,g*]azocin-12-yl)-propoxy]-phenyl}-2-benzyloxy-propionic acid,
- 3-{4-[3-(6,7-Dihydro-5*H*-dibenzo[*b,g*]azocin-12-yl)-propyl]-phenyl}-2-ethoxy-propionic acid,
- 3-{4-[3-(6,7-Dihydro-5*H*-dibenzo[*b,g*]azocin-12-yl)-propyl]-phenyl}-2-methoxy-propionic acid,
- 20 3-{4-[3-(6,7-Dihydro-5*H*-dibenzo[*b,g*]azocin-12-yl)-propyl]-phenyl}-2-benzyloxy-propionic acid,
- 2-Ethoxy-3-{4-[2-(10-oxo-10,11-dihydro-dibenzo[*b,f*]azepin-5-yl)-ethoxy]-phenyl}-propionic acid,
- 2-Methoxy-3-{4-[2-(10-oxo-10,11-dihydro-dibenzo[*b,f*]azepin-5-yl)-ethoxy]-phenyl}-propionic acid,
- 25 2-Propoxy-3-{4-[2-(10-oxo-10,11-dihydro-dibenzo[*b,f*]azepin-5-yl)-ethoxy]-phenyl}-propionic acid,
- 2-Benzyloxy-3-{4-[2-(10-oxo-10,11-dihydro-dibenzo[*b,f*]azepin-5-yl)-ethoxy]-phenyl}-propionic acid,
- 30 2-Ethoxy-3-{4-[1-(10-oxo-10,11-dihydro-dibenzo[*b,f*]azepin-5-yl)-methoxy]-phenyl}-propionic acid,
- 2-Ethoxy-3-{4-[3-(10-oxo-10,11-dihydro-dibenzo[*b,f*]azepin-5-yl)-propoxy]-phenyl}-propionic acid,

- 2-Methoxy-3-{4-[3-(10-oxo-10,11-dihydro-dibenzo[*b,f*]azepin-5-yl)-propoxy]-phenyl}-propionic acid,
- 2-Propoxy-3-{4-[3-(10-oxo-10,11-dihydro-dibenzo[*b,f*]azepin-5-yl)-propoxy]-phenyl}-propionic acid,
- 5 2-Benzyloxy-3-{4-[3-(10-oxo-10,11-dihydro-dibenzo[*b,f*]azepin-5-yl)-propoxy]-phenyl}-propionic acid,
- 2-Ethoxy-3-{4-[3-(10-oxo-10,11-dihydro-dibenzo[*b,f*]azepin-5-yl)-propyl]-phenyl}-propionic acid,
- 2-Methoxy-3-{4-[3-(10-oxo-10,11-dihydro-dibenzo[*b,f*]azepin-5-yl)-propyl]-phenyl}-propionic acid,
- 10 acid,
- 2-Propoxy-3-{4-[3-(10-oxo-10,11-dihydro-dibenzo[*b,f*]azepin-5-yl)-propyl]-phenyl}-propionic acid,
- acid,
- 2-Benzyloxy-3-{4-[3-(10-oxo-10,11-dihydro-dibenzo[*b,f*]azepin-5-yl)-propyl]-phenyl}-propionic acid,
- 15 2-Ethoxy-3-{4-[2-(10-methoxy-dibenzo[*b,f*]azepin-5-yl)-ethoxy]-phenyl}-propionic acid,
- 2-Methoxy-3-{4-[2-(10-methoxy-dibenzo[*b,f*]azepin-5-yl)-ethoxy]-phenyl}-propionic acid,
- 2-Propoxy-3-{4-[2-(10-methoxy-dibenzo[*b,f*]azepin-5-yl)-ethoxy]-phenyl}-propionic acid,
- 2-Ethoxy-3-{4-[1-(10-methoxy-dibenzo[*b,f*]azepin-5-yl)-methoxy]-phenyl}-propionic acid,
- 2-Benzyloxy-3-{4-[2-(10-methoxy-dibenzo[*b,f*]azepin-5-yl)-ethoxy]-phenyl}-propionic acid,
- 20 2-Ethoxy-3-{4-[3-(10-methoxy-dibenzo[*b,f*]azepin-5-yl)-propoxy]-phenyl}-propionic acid,
- 2-Methoxy-3-{4-[3-(10-methoxy-dibenzo[*b,f*]azepin-5-yl)-propoxy]-phenyl}-propionic acid,
- 2-Benzyloxy-3-{4-[3-(10-methoxy-dibenzo[*b,f*]azepin-5-yl)-propoxy]-phenyl}-propionic acid,
- 2-Ethoxy-3-{4-[3-(10-methoxy-dibenzo[*b,f*]azepin-5-yl)-propyl]-phenyl}-propionic acid,
- 2-Methoxy-3-{4-[3-(10-methoxy-dibenzo[*b,f*]azepin-5-yl)-propyl]-phenyl}-propionic acid,
- 25 2-Benzyloxy-3-{4-[3-(10-methoxy-dibenzo[*b,f*]azepin-5-yl)-propyl]-phenyl}-propionic acid,
- 2-Ethoxy-3-{4-[2-(11-methyl-10,10-dioxo-10,11-dihydro-10⁶-thia-5,11-diaza-dibenzo[*a,d*]cyclohepten-5-yl)-ethoxy]-phenyl}-propionic acid,
- 2-Methoxy-3-{4-[2-(11-methyl-10,10-dioxo-10,11-dihydro-10⁶-thia-5,11-diaza-dibenzo[*a,d*]cyclohepten-5-yl)-ethoxy]-phenyl}-propionic acid,
- 30 2-Propoxy-3-{4-[2-(11-methyl-10,10-dioxo-10,11-dihydro-10⁶-thia-5,11-diaza-dibenzo[*a,d*]cyclohepten-5-yl)-ethoxy]-phenyl}-propionic acid,
- 2-Benzyloxy-3-{4-[2-(11-methyl-10,10-dioxo-10,11-dihydro-10⁶-thia-5,11-diaza-dibenzo[*a,d*]cyclohepten-5-yl)-ethoxy]-phenyl}-propionic acid,

- 2-Ethoxy-3-{4-[1-(11-methyl-10,10-dioxo-10,11-dihydro-10⁶-thia-5,11-diaza-dibenzo[a,d]cyclohepten-5-yl)-methoxy]-phenyl}-propionic acid,
- 2-Ethoxy-3-{4-[3-(11-methyl-10,10-dioxo-10,11-dihydro-10⁶-thia-5,11-diaza-dibenzo[a,d]cyclohepten-5-yl)-propoxy]-phenyl}-propionic acid,
- 5 2-Propoxy-3-{4-[3-(11-methyl-10,10-dioxo-10,11-dihydro-10⁶-thia-5,11-diaza-dibenzo[a,d]cyclohepten-5-yl)-propoxy]-phenyl}-propionic acid,
- 2-Methoxy-3-{4-[3-(11-methyl-10,10-dioxo-10,11-dihydro-10⁶-thia-5,11-diaza-dibenzo[a,d]cyclohepten-5-yl)-propoxy]-phenyl}-propionic acid,
- 2-Ethoxy-3-{4-[3-(11-methyl-10,10-dioxo-10,11-dihydro-10⁶-thia-5,11-diaza-dibenzo[a,d]cyclohepten-5-yl)-propyl]-phenyl}-propionic acid,
- 10 2-Propoxy-3-{4-[3-(11-methyl-10,10-dioxo-10,11-dihydro-10⁶-thia-5,11-diaza-dibenzo[a,d]cyclohepten-5-yl)-propyl]-phenyl}-propionic acid,
- 2-Methoxy-3-{4-[3-(11-methyl-10,10-dioxo-10,11-dihydro-10⁶-thia-5,11-diaza-dibenzo[a,d]cyclohepten-5-yl)-propyl]-phenyl}-propionic acid,
- 15 2-Ethoxy-3-{4-[2-(9-oxo-9*H*-acridin-10-yl)-ethoxy]-phenyl}-propionic acid,
- 2-Methoxy-3-{4-[2-(9-oxo-9*H*-acridin-10-yl)-ethoxy]-phenyl}-propionic acid,
- 2-Propoxy-3-{4-[2-(9-oxo-9*H*-acridin-10-yl)-ethoxy]-phenyl}-propionic acid,
- 2-Benzyloxy-3-{4-[2-(9-oxo-9*H*-acridin-10-yl)-ethoxy]-phenyl}-propionic acid,
- 2-Ethoxy-3-{4-[1-(9-oxo-9*H*-acridin-10-yl)-methoxy]-phenyl}-propionic acid,
- 20 2-Ethoxy-3-{4-[3-(9-oxo-9*H*-acridin-10-yl)-propoxy]-phenyl}-propionic acid,
- 2-Propoxy-3-{4-[3-(9-oxo-9*H*-acridin-10-yl)-propoxy]-phenyl}-propionic acid,
- 2-Methoxy-3-{4-[3-(9-oxo-9*H*-acridin-10-yl)-propoxy]-phenyl}-propionic acid,
- 2-Benzyloxy-3-{4-[3-(9-oxo-9*H*-acridin-10-yl)-propoxy]-phenyl}-propionic acid,
- 2-Ethoxy-3-{4-[3-(9-oxo-9*H*-acridin-10-yl)-propyl]-phenyl}-propionic acid,
- 25 2-Propoxy-3-{4-[3-(9-oxo-9*H*-acridin-10-yl)-propyl]-phenyl}-propionic acid,
- 2-Methoxy-3-{4-[3-(9-oxo-9*H*-acridin-10-yl)-propyl]-phenyl}-propionic acid,
- 2-Benzyloxy-3-{4-[3-(9-oxo-9*H*-acridin-10-yl)-propyl]-phenyl}-propionic acid,
- 2-Ethoxy-3-{4-[2-(5-oxo-5*H*-5^A-phenothiazin-10-yl)-ethoxy]-phenyl}-propionic acid,
- 2-Methoxy-3-{4-[2-(5-oxo-5*H*-5^A-phenothiazin-10-yl)-ethoxy]-phenyl}-propionic acid,
- 30 2-Propoxy-3-{4-[2-(5-oxo-5*H*-5^A-phenothiazin-10-yl)-ethoxy]-phenyl}-propionic acid,
- 2-Benzyloxy-3-{4-[2-(5-oxo-5*H*-5^A-phenothiazin-10-yl)-ethoxy]-phenyl}-propionic acid,
- 2-Ethoxy-3-{4-[3-(5-oxo-5*H*-5^A-phenothiazin-10-yl)-propoxy]-phenyl}-propionic acid,
- 2-Propoxy-3-{4-[3-(5-oxo-5*H*-5^A-phenothiazin-10-yl)-propoxy]-phenyl}-propionic acid,

- 2-Methoxy-3-{4-[3-(5-oxo-5*H*-5*A*-phenothiazin-10-yl)-propoxy]-phenyl}-propionic acid,
2-Benzyloxy-3-{4-[3-(5-oxo-5*H*-5*A*-phenothiazin-10-yl)-propoxy]-phenyl}-propionic acid,
2-Ethoxy-3-{4-[3-(5-oxo-5*H*-5*A*-phenothiazin-10-yl)-propyl]-phenyl}-propionic acid,
2-Propoxy-3-{4-[3-(5-oxo-5*H*-5*A*-phenothiazin-10-yl)-propyl]-phenyl}-propionic acid,
5 2-Methoxy-3-{4-[3-(5-oxo-5*H*-5*A*-phenothiazin-10-yl)-propyl]-phenyl}-propionic acid,
2-Benzyloxy-3-{4-[3-(5-oxo-5*H*-5*A*-phenothiazin-10-yl)-propyl]-phenyl}-propionic acid,
2-Ethoxy-3-{4-[1-(5-oxo-5*H*-5*A*-phenothiazin-10-yl)-methoxy]-phenyl}-propionic acid,
3-(4-(2-(2-Chloro-5-oxo-phenothiazin-10-yl)-ethoxy)-phenyl)-2-ethoxy-propionic acid,
3-(4-(2-(2-Chloro-5-oxo-phenothiazin-10-yl)-ethoxy)-phenyl)-2-propoxy-propionic acid,
10 3-(4-(2-(2-Chloro-5-oxo-phenothiazin-10-yl)-ethoxy)-phenyl)-2-methoxy-propionic acid,
3-(4-(2-(2-Chloro-5-oxo-phenothiazin-10-yl)-ethoxy)-phenyl)-2-benzyloxy-propionic acid,
3-(4-(1-(2-Chloro-5-oxo-phenothiazin-10-yl)-methoxy)-phenyl)-2-ethoxy-propionic acid,
3-(4-(3-(2-Chloro-5-oxo-phenothiazin-10-yl)-propoxy)-phenyl)-2-ethoxy-propionic acid,
3-(4-(3-(2-Chloro-5-oxo-phenothiazin-10-yl)-propoxy)-phenyl)-2-propoxy-propionic acid,
15 3-(4-(3-(2-Chloro-5-oxo-phenothiazin-10-yl)-propoxy)-phenyl)-2-methoxy-propionic acid,
3-(4-(3-(2-Chloro-5-oxo-phenothiazin-10-yl)-propoxy)-phenyl)-2-benzyloxy-propionic acid,
3-(4-(3-(2-Chloro-5-oxo-phenothiazin-10-yl)-propyl)-phenyl)-2-ethoxy-propionic acid,
3-(4-(3-(2-Chloro-5-oxo-phenothiazin-10-yl)-propyl)-phenyl)-2-propoxy-propionic acid,
3-(4-(3-(2-Chloro-5-oxo-phenothiazin-10-yl)-propyl)-phenyl)-2-methoxy-propionic acid,
20 3-(4-(3-(2-Chloro-5-oxo-phenothiazin-10-yl)-propyl)-phenyl)-2-benzyloxy-propionic acid,
(S)-3-(4-(2-(Betacarbolin-9-yl)-ethoxy)-phenyl)-2-ethoxy-propionic acid,
(S)-3-(4-(2-(Betacarbolin-9-yl)-ethoxy)-phenyl)-2-methoxy-propionic acid,
(S)-3-(4-(2-(Betacarbolin-9-yl)-ethoxy)-phenyl)-2-propoxy-propionic acid,
(S)-3-(4-(2-(Betacarbolin-9-yl)-ethoxy)-phenyl)-2-benzyloxy-propionic acid,
25 (S)-3-(4-(1-(Betacarbolin-9-yl)-methoxy)-phenyl)-2-ethoxy-propionic acid,
(S)-3-(4-(3-(Betacarbolin-9-yl)-propoxy)-phenyl)-2-ethoxy-propionic acid,
(S)-3-(4-(3-(Betacarbolin-9-yl)-propoxy)-phenyl)-2-methoxy-propionic acid,
(S)-3-(4-(3-(Betacarbolin-9-yl)-propoxy)-phenyl)-2-propoxy-propionic acid,
(S)-3-(4-(3-(Betacarbolin-9-yl)-propoxy)-phenyl)-2-benzyloxy-propionic acid,
30 (S)-3-(4-(3-(Betacarbolin-9-yl)-propyl)-phenyl)-2-ethoxy-propionic acid,
(S)-3-(4-(3-(Betacarbolin-9-yl)-propyl)-phenyl)-2-methoxy-propionic acid,
(S)-3-(4-(3-(Betacarbolin-9-yl)-propyl)-phenyl)-2-propoxy-propionic acid,
(S)-3-(4-(3-(Betacarbolin-9-yl)-propyl)-phenyl)-2-benzyloxy-propionic acid,
3-(4-(2-(Betacarbolin-9-yl)-ethoxy)-phenyl)-2-ethoxy-propionic acid,

- 3-(4-(2-(Dibenzo[*b,f*]azepin-5-yl)-ethoxy)-phenyl)-2-ethoxy-propionic acid,
3-(4-(2-(Dibenzo[*b,f*]azepin-5-yl)-ethoxy)-phenyl)-2-methoxy-propionic acid,
3-(4-(2-(Dibenzo[*b,f*]azepin-5-yl)-ethoxy)-phenyl)-2-propoxy-propionic acid,
3-(4-(2-(Dibenzo[*b,f*]azepin-5-yl)-ethoxy)-phenyl)-2-benzyloxy-propionic acid,
5 3-(4-(1-(Dibenzo[*b,f*]azepin-5-yl)-methoxy)-phenyl)-2-ethoxy-propionic acid,
3-(4-(3-(Dibenzo[*b,f*]azepin-5-yl)-propoxy)-phenyl)-2-ethoxy-propionic acid,
3-(4-(3-(Dibenzo[*b,f*]azepin-5-yl)-propoxy)-phenyl)-2-propoxy-propionic acid,
3-(4-(3-(Dibenzo[*b,f*]azepin-5-yl)-propoxy)-phenyl)-2-benzyloxy-propionic acid,
3-(4-(3-(Dibenzo[*b,f*]azepin-5-yl)-propyl)-phenyl)-2-ethoxy-propionic acid,
10 3-(4-(3-(Dibenzo[*b,f*]azepin-5-yl)-propyl)-phenyl)-2-propoxy-propionic acid,
3-(4-(3-(Dibenzo[*b,f*]azepin-5-yl)-propyl)-phenyl)-2-benzyloxy-propionic acid,
3-(4-Dibenzo[*d,g*]dioxazocin-12-yl)-1-propoxy)-phenyl)-2-ethoxy-propionic acid,
3-(4-Dibenzo[*d,g*]dioxazocin-12-yl)-1-propoxy)-phenyl)-2-methoxy-propionic acid,
3-(4-Dibenzo[*d,g*]dioxazocin-12-yl)-1-propoxy)-phenyl)-2-propoxy-propionic acid,
15 3-(4-Dibenzo[*d,g*]dioxazocin-12-yl)-1-propoxy)-phenyl)-2-benzyloxy-propionic acid,
3-(4-Dibenzo[*d,g*]dioxazocin-12-yl)-1-propyl)-phenyl)-2-ethoxy-propionic acid,
3-(4-Dibenzo[*d,g*]dioxazocin-12-yl)-1-propyl)-phenyl)-2-methoxy-propionic acid,
3-(4-Dibenzo[*d,g*]dioxazocin-12-yl)-1-propyl)-phenyl)-2-propoxy-propionic acid,
3-(4-Dibenzo[*d,g*]dioxazocin-12-yl)-1-propyl)-phenyl)-2-benzyloxy-propionic acid,
20 2-(4-Dibenzo[*d,g*]dioxazocin-12-yl)-1-ethoxy)-phenyl)-2-ethoxy-propionic acid,
2-(4-Dibenzo[*d,g*]dioxazocin-12-yl)-1-ethoxy)-phenyl)-2-propoxy-propionic acid,
1-(4-Dibenzo[*d,g*]dioxazocin-12-yl)-1-methoxy)-phenyl)-2-ethoxy-propionic acid,
2-(4-Dibenzo[*d,g*]dioxazocin-12-yl)-1-ethoxy)-phenyl)-2-benzyloxy-propionic acid,
(S) 3-(4-(2-(3-Phenyl-carbazol-9-yl)-ethoxy)-phenyl)-2-ethoxy-propionic acid,
25 (S) 3-(4-(2-(3-Phenyl-carbazol-9-yl)-ethoxy)-phenyl)-2-methoxy-propionic acid,
(S) 3-(4-(2-(3-Phenyl-carbazol-9-yl)-ethoxy)-phenyl)-2-propoxy-propionic acid,
(S) 3-(4-(2-(3-Phenyl-carbazol-9-yl)-ethoxy)-phenyl)-2-benzyloxy-propionic acid,
(S) 3-(4-(1-(3-Phenyl-carbazol-9-yl)-methoxy)-phenyl)-2-ethoxy-propionic acid,
(S) 3-(4-(3-(3-Phenyl-carbazol-9-yl)-propyl)-phenyl)-2-ethoxy-propionic acid,
30 (S) 3-(4-(3-(3-Phenyl-carbazol-9-yl)-propoxy)-phenyl)-2-ethoxy-propionic acid,
(S) 3-(4-(2-(3-Benzyl-carbazol-9-yl)-ethoxy)-phenyl)-2-ethoxy-propionic acid,
(S) 3-(4-(2-(3-(2-Pyridyl)-carbazol-9-yl)-ethoxy)-phenyl)-2-ethoxy-propionic acid,
(S) 3-(4-(2-(3-(3-Furanyl)-carbazol-9-yl)-ethoxy)-phenyl)-2-ethoxy-propionic acid,
(S) 3-(4-(2-(3-(2-thionyl)-carbazol-9-yl)-ethoxy)-phenyl)-2-ethoxy-propionic acid,

- (S) 3-(4-(2-(3-Bromo-carbazol-9-yl)-ethoxy)-phenyl)-2-ethoxy-propionic acid,
(S) 3-(4-(2-(3-Bromo-carbazol-9-yl)-ethoxy)-phenyl)-2-methoxy-propionic acid,
(S) 3-(4-(2-(3-Bromo-carbazol-9-yl)-ethoxy)-phenyl)-2-benzyloxy-propionic acid,
(S) 3-(4-(1-(3-Bromo-carbazol-9-yl)-methoxy)-phenyl)-2-ethoxy-propionic acid,
5 (S) 3-(4-(3-(3-Bromo-carbazol-9-yl)-propyl)-phenyl)-2-ethoxy-propionic acid
(S) 3-(4-(2-(3,6 Dibromo-carbazol-9-yl)-ethoxy)-phenyl)-2-ethoxy-propionic acid,
(S) 3-(4-(2-(3,6 Dibromo-carbazol-9-yl)-ethoxy)-phenyl)-2-methoxy-propionic acid,
(S) 3-(4-(2-(3,6 Dibromo-carbazol-9-yl)-ethoxy)-phenyl)-2-propoxy-propionic acid,
(S) 3-(4-(2-(3,6 Dibromo-carbazol-9-yl)-ethoxy)-phenyl)-2-benzyloxy-propionic acid,
10 (S) 3-(4-(2-(3,6 Dichloro-carbazol-9-yl)-ethoxy)-phenyl)-2-ethoxy-propionic acid,
(S) 3-(4-(2-(3,6 Dichloro-carbazol-9-yl)-ethoxy)-phenyl)-2-methoxy-propionic acid,
(S) 3-(4-(2-(3,6 Dichloro-carbazol-9-yl)-ethoxy)-phenyl)-2-propoxy-propionic acid,
(S) 3-(4-(2-(3,6 Dichloro-carbazol-9-yl)-ethoxy)-phenyl)-2-benzyloxy-propionic acid,
(S) 3-(4-(1-(3,6 Dibromo-carbazol-9-yl)-methoxy)-phenyl)-2-ethoxy-propionic acid,
15 (S) 3-(4-(3-(3,6 Dibromo-carbazol-9-yl)-propoxy)-phenyl)-2-ethoxy-propionic acid,
(S) 3-(4-(3-(3,6 Dibromo-carbazol-9-yl)-propyl)-phenyl)-2-ethoxy-propionic acid,
(S) 3-(4-(2-Carbazol-9-yl-ethoxy)-phenyl)-2-ethoxy-propionic acid,
(S) 3-(4-(2-Carbazol-9-yl-ethoxy)-phenyl)-2-methoxy-propionic acid,
(S) 3-(4-(2-Carbazol-9-yl-ethoxy)-phenyl)-2-propoxy-propionic acid,
20 (S) 3-(4-(2-Carbazol-9-yl-ethoxy)-phenyl)-2-benzyloxy-propionic acid,
(S) 3-(4-(1-Carbazol-9-yl-methoxy)-phenyl)-2-ethoxy-propionic acid,
(S) 3-(4-(3-Carbazol-9-yl-propoxy)-phenyl)-2-ethoxy-propionic acid,
(S) 3-(4-(3-Carbazol-9-yl-propyl)-phenyl)-2-ethoxy-propionic acid;
or a pharmaceutically acceptable salt thereof.

25

46. The compound according to claim 1 which is

- 3-{4-[2-(10,11-Dihydro-dibenzo[*b,f*]azepin-5-yl)-ethoxy]-phenyl}-2-ethoxy-propionic acid,
2-Ethoxy-3-{4-[2-(5,11-dihydro-5H-dibenzo[*b,e*][1,4]oxazepin-5-yl)-ethoxy]-phenyl}-propionic
acid,
30 3-{4-[2-(6,7-Dihydro-5H-dibenzo[*b,g*]azocin-12-yl)-ethoxy]-phenyl}-2-ethoxy-propionic acid,
2-Ethoxy-3-{4-[2-(10-oxo-10,11-dihydro-dibenzo[*b,f*]azepin-5-yl)-ethoxy]-phenyl}-propionic
acid,
2-Ethoxy-3-{4-[2-(10-methoxy-dibenzo[*b,f*]azepin-5-yl)-ethoxy]-phenyl}-propionic acid,

2-Ethoxy-3-{4-[2-(11-methyl-10,10-dioxo-10,11-dihydro-10⁶-thia-5,11-diaza-dibenzo[a,d]cyclohepten-5-yl)-ethoxy]-phenyl}-propionic acid,

2-Ethoxy-3-{4-[2-(9-oxo-9H-acridin-10-yl)-ethoxy]-phenyl}-propionic acid,

2-Ethoxy-3-{4-[2-(5-oxo-5H-5⁴-phenothiazin-10-yl)-ethoxy]-phenyl}-propionic acid; or a

5 pharmaceutically acceptable salt thereof.

47. A pharmaceutical composition comprising, as an active ingredient, a compound according to anyone of the preceding compound claims or a pharmaceutically acceptable salt thereof together with a pharmaceutically acceptable carrier or diluent.

10

48. A composition according to claim 47 in unit dosage form, comprising from about 0.05 to about 100 mg, preferably from about 0.1 to about 50 mg of the compound according to any-one of the preceding compound claims or a pharmaceutically acceptable salt thereof.

15

49. A pharmaceutical composition useful in the treatment and/or prevention of conditions mediated by nuclear receptors, in particular the Peroxisome Proliferator-Activated Receptors (PPAR), the composition comprising, as an active ingredient, a compound according to any-one of the preceding compound claims or a pharmaceutically acceptable salt thereof together with a pharmaceutically acceptable carrier or diluent.

20

50. A pharmaceutical composition useful in the treatment and/or prevention of diabetes and/or obesity, the composition comprising, as an active ingredient, a compound according to anyone of the preceding compound claims or a pharmaceutically acceptable salt thereof together with a pharmaceutically acceptable carrier or diluent.

25

51. A pharmaceutical composition for diabetes and/or obesity, the composition comprising, as an active ingredient, a compound according to anyone of the preceding compound claims or a pharmaceutically acceptable salt thereof together with a pharmaceutically acceptable carrier or diluent.

30

52. A pharmaceutical composition according to anyone of the claims 47-51 for oral, nasal, transdermal, pulmonal, or parenteral administration.

53. A method for the treatment of ailments, the method comprising administering to a subject in need thereof an effective amount of a compound according to anyone of the preceding compound claims or a pharmaceutically acceptable salt thereof, or of a composition according to anyone of the preceding composition claims.

5

54. A method for the treatment and/or prevention of conditions mediated by nuclear receptors, in particular the Peroxisome Proliferator-Activated Receptors (PPAR), the method comprising administering to a subject in need thereof an effective amount of a compound according to anyone of the preceding compound claims or a pharmaceutically acceptable salt thereof, or of a composition according to anyone of the preceding claims 47-52.

10

55. A method for the treatment and/or prevention of diabetes and/or obesity, the method comprising administering to a subject in need thereof an effective amount of a compound according to anyone of the preceding compound claims or a pharmaceutically acceptable salt thereof, or of a composition according to anyone of the preceding claims 47-52.

15

56. The method according to claims 53-55, wherein the effective amount of the compound according to anyone of the preceding compound claims or a pharmaceutically acceptable salt or ester thereof is in the range of from about 0.05 to about 100 mg per day, preferably from about 0.1 to about 50 mg per day.

20

58. Use of a compound according to anyone of the preceding compound claims or a pharmaceutically acceptable salt thereof for the preparation of a medicament.

25

59. Use of a compound according to anyone of the preceding compound claims or a pharmaceutically acceptable salt thereof for the preparation of a medicament useful in the treatment and/or prevention of conditions mediated by nuclear receptors, in particular the Peroxisome Proliferator-Activated Receptors (PPAR).

30

60. Use of a compound according to anyone of the preceding compound claims or a pharmaceutically acceptable salt thereof for the preparation of a medicament for treatment and/or prevention of diabetes and/or obesity.

61. Use of a compound according to anyone of the preceding compound claims or a pharmaceutically acceptable salt thereof for the preparation of a medicament for treatment and/or prevention of diabetes and obesity.

INTERNATIONAL SEARCH REPORT

International application No.
PCT/DK 99/00570

A. CLASSIFICATION OF SUBJECT MATTER
 IPC7: C07D 209/80, C07D 223/22, C07D 273/01, C07D 279/22, C07D 471/14,
 A61K 31/403, A61K 31/55, A61K 31/395, 31/437, A61P 3/04, 3/10
 According to International Patent Classification (IPC) or to both national classification and IPC

B. FIELDS SEARCHED
 Minimum documentation searched (classification system followed by classification symbols)
 IPC7: C07D
 Documentation searched other than minimum documentation to the extent that such documents are included in the fields searched
 SE,DK,FI,NO classes as above
 Electronic data base consulted during the international search (name of data base and, where practicable, search terms used)

C. DOCUMENTS CONSIDERED TO BE RELEVANT

Category*	Citation of document, with indication, where appropriate, of the relevant passages	Relevant to claim No.
P,X	WO 9919313 A1 (DR. REDDY'S RESEARCH FOUNDATION), 22 April 1999 (22.04.99) --	1-61
X	STN International, File CAPLUS, CAPLUS accession no. 1998:430714, Document no. 129:108904, Fukasawa, Nobuyuki et al: "Preparation of hydroxybenzoic acids, their use as cell adhesion inhibitors, and their pharmaceutical compositions", JP,A2,10182550, 19980707 --	1-61
X	WO 9604260 A1 (SMITHKLINE BEECHAM PLC), 15 February 1996 (15.02.96) --	1-61

Further documents are listed in the continuation of Box C. See patent family annex.

<p>* Special categories of cited documents:</p> <p>"A" document defining the general state of the art which is not considered to be of particular relevance</p> <p>"E" earlier document but published on or after the international filing date</p> <p>"L" document which may throw doubts on priority claim(s) or which is cited to establish the publication date of another citation or other special reason (as specified)</p> <p>"O" document referring to an oral disclosure, use, exhibition or other means</p> <p>"P" document published prior to the international filing date but later than the priority date claimed</p>	<p>"T" later document published after the international filing date or priority date and not in conflict with the application but cited to understand the principle or theory underlying the invention</p> <p>"X" document of particular relevance: the claimed invention cannot be considered novel or cannot be considered to involve an inventive step when the document is taken alone</p> <p>"Y" document of particular relevance: the claimed invention cannot be considered to involve an inventive step when the document is combined with one or more other such documents, such combination being obvious to a person skilled in the art</p> <p>"&" document member of the same patent family</p>
--	---

Date of the actual completion of the international search 10 February 2000	Date of mailing of the international search report 17 -02- 2000
--	---

Name and mailing address of the ISA/ Swedish Patent Office Box 5055, S-102 42 STOCKHOLM Facsimile No. +46 8 666 02 86	Authorized officer Solveig Gustavsson/Els Telephone No. +46 8 782 25 00
--	--

INTERNATIONAL SEARCH REPORT

International application No.

PCT/DK 99/00570

C (Continuation). DOCUMENTS CONSIDERED TO BE RELEVANT

Category*	Citation of document, with indication, where appropriate, of the relevant passages	Relevant to claim No.
X	WO 9604261 A1 (SMITHKLINE BEECHAM PLC), 15 February 1996 (15.02.96) --	1-61
X	WO 9725042 A1 (SMITHKLINE BEECHAM P.L.C.), 17 July 1997 (17.07.97) --	1-61
A	WO 9736579 A1 (GLAXO GROUP LIMITED), 9 October 1997 (09.10.97) -- -----	1-61

INTERNATIONAL SEARCH REPORT

International application No.
PCT/DK 99/00570**Box I Observations where certain claims were found unsearchable (Continuation of item 1 of first sheet)**

This international search report has not been established in respect of certain claims under Article 17(2)(a) for the following reasons:

1. Claims Nos.: **53-56**
because they relate to subject matter not required to be searched by this Authority, namely:
see next page

2. Claims Nos.: **1-61**
because they relate to parts of the international application that do not comply with the prescribed requirements to such an extent that no meaningful international search can be carried out, specifically:
The definition of ring A as a 5-6 membered cyclic ring and Ar as arylene, heteroarylene or a heterocyclic group is too broadly formulated to permit an adequate search. The search has essentially been limited to compounds that are supported by the examples.

Box II Observations where unity of invention is lacking (Continuation of item 2 of first sheet)

This International Searching Authority found multiple inventions in this international application, as follows:

1. As all required additional search fees were timely paid by the applicant, this international search report covers all searchable claims.
2. As all searchable claims could be searched without effort justifying an additional fee, this Authority did not invite payment of any additional fee.
3. As only some of the required additional search fees were timely paid by the applicant, this international search report covers only those claims for which fees were paid, specifically claims Nos.:
4. No required additional search fees were timely paid by the applicant. Consequently, this international search report is restricted to the invention first mentioned in the claims; it is covered by claims Nos.:

Remark on Protest

- The additional search fees were accompanied by the applicant's protest.
- No protest accompanied the payment of additional search fees.

INTERNATIONAL SEARCH REPORT

International application No.
PCT/DK 99/00570

Claims 53-56 relate to methods of treatment of the human or animal body by surgery or by therapy./diagnostic methods practised on the human or animal body/Rule 39.1.(iv). Nevertheless, a search has been executed for these claims. The search has been based on the alleged effects of the compounds/compositions.

INTERNATIONAL SEARCH REPORT
Information on patent family members

02/12/99

International application No.
PCT/DK 99/00570

Patent document cited in search report	Publication date	Patent family member(s)	Publication date
WO 9919313 A1	22/04/99	NONE	
WO 9604260 A1	15/02/96	AP 9700918 D AU 697545 B AU 1006199 A AU 3382695 A BG 101180 A BR 9508468 A CA 2196079 A CN 1158123 A CZ 9700254 A EP 0772605 A FI 970357 A GB 9415330 D HU 76637 A IL 114759 D IL 125525 D JP 10503508 T NO 970373 A NZ 292125 A PL 318766 A SK 12297 A TR 960096 A WO 9604261 A GB 9425599 D GB 9509923 D GB 2289999 A GB 9501323 D	00/00/00 08/10/98 04/03/99 04/03/96 30/04/98 25/11/97 15/02/96 27/08/97 17/09/97 14/05/97 26/03/97 00/00/00 28/10/97 00/00/00 00/00/00 31/03/98 18/03/97 25/11/98 07/07/97 06/08/97 00/00/00 15/02/96 00/00/00 00/00/00 06/12/95 00/00/00
WO 9604261 A1	15/02/96	AP 9700918 D AU 697545 B AU 1006199 A AU 3382695 A BG 101180 A BR 9508468 A CA 2196079 A CN 1158123 A CZ 9700254 A EP 0772605 A FI 970357 A GB 9415330 D HU 76637 A IL 114759 D IL 125525 D JP 10503508 T NO 970373 A NZ 292125 A PL 318766 A SK 12297 A TR 960096 A WO 9604260 A GB 9425599 D GB 9509923 D	00/00/00 08/10/98 04/03/99 04/03/96 30/04/98 25/11/97 15/02/96 27/08/97 17/09/97 14/05/97 26/03/97 00/00/00 28/10/97 00/00/00 00/00/00 31/03/98 18/03/97 25/11/98 07/07/97 06/08/97 00/00/00 15/02/96 00/00/00 00/00/00

INTERNATIONAL SEARCH REPORT
Information on patent family members

02/12/99

International application No.

PCT/DK 99/00570

Patent document cited in search report	Publication date	Patent family member(s)	Publication date
WO 9725042 A1	17/07/97	AP 9801272 D	00/00/00
		AU 1439797 A	01/08/97
		AU 4839196 A	02/10/96
		BG 102668 A	30/04/99
		BR 9706968 A	06/04/99
		CA 2242632 A	17/07/97
		CN 1212622 A	31/03/99
		CZ 9802163 A	17/02/99
		EP 0815091 A	07/01/98
		EP 0879053 A	25/11/98
		GB 9600464 D	00/00/00
		HU 9900560 A	28/07/99
		IL 125106 D	00/00/00
		JP 10511977 T	17/11/98
		NO 974170 A	07/11/97
		NO 983147 A	08/09/98
		PL 327731 A	21/12/98
		SK 92598 A	11/01/99
		ZA 9700171 A	24/07/98

WO 9736579 A1	09/10/97	AU 2506197 A	22/10/97
		GB 9606805 D	00/00/00
