



US00D551969S

(12) **United States Design Patent**
Aurilio et al.

(10) **Patent No.:** **US D551,969 S**
(45) **Date of Patent:** **** Oct. 2, 2007**

(54) **CARTON**

(75) Inventors: **Valerie Michelle Aurilio**, Cincinnati, OH (US); **Robert Joseph Wachendorf**, Cincinnati, OH (US)

(73) Assignee: **The Procter & Gamble Company**, Cincinnati, OH (US)

(**) Term: **14 Years**

(21) Appl. No.: **29/233,142**

(22) Filed: **Jun. 28, 2005**

(51) **LOC (8) Cl.** **09-03**

(52) **U.S. Cl.** **D9/432; D9/418**

(58) **Field of Classification Search** D9/430-433, D9/414-418, 761; 229/105-106, 108, 108.1, 229/100, 112-113, 115-116, 162.1, 922, 229/938; 206/551, 746, 457, 784, 822
See application file for complete search history.

(56) **References Cited**

U.S. PATENT DOCUMENTS

- 1,580,474 A 4/1926 Eckenbrecht
- D76,325 S 9/1928 Schleicher
- 2,817,569 A 12/1957 Jamison et al.
- 3,554,384 A * 1/1971 DeNatale 211/194
- 3,865,299 A 2/1975 Crabtree
- 3,874,547 A 4/1975 Howard
- 4,101,032 A 7/1978 Obidniak
- D252,559 S * 8/1979 Bliss D9/433
- D255,547 S * 6/1980 Grodin D9/418
- D260,081 S * 8/1981 Kronfeld et al. D9/418
- 4,316,552 A 2/1982 Hurley, III
- 4,513,862 A 4/1985 Mallow
- 4,648,548 A 3/1987 Shin
- 4,656,072 A 4/1987 Coburn, Jr. et al.
- 4,659,608 A 4/1987 Schulz
- 4,663,214 A 5/1987 Coburn, Jr.
- 4,695,336 A 9/1987 Coburn, Jr.

- D294,128 S 2/1988 Hesse et al.
- 4,856,857 A 8/1989 Takeuchi et al.
- D304,907 S * 12/1989 Tamsen et al. D9/418
- 4,934,039 A 6/1990 Coburn, Jr. et al.
- 4,976,355 A 12/1990 Crutchfield
- D328,508 S * 8/1992 Crutchfield D34/1

(Continued)

FOREIGN PATENT DOCUMENTS

- EP 1 164 083 B1 9/2004
- WO WO 01/17863 A2 3/2001
- WO WO 02/12104 A1 2/2002

Primary Examiner—Robert A. Delehanty

(74) *Attorney, Agent, or Firm*—Peter D. Meyer; Betty J. Zea

(57) **CLAIM**

The ornamental design for a carton, as shown and described.

DESCRIPTION

FIG. 1 is a perspective view of the carton embodying our new design;

FIG. 2 is a front elevational view thereof;

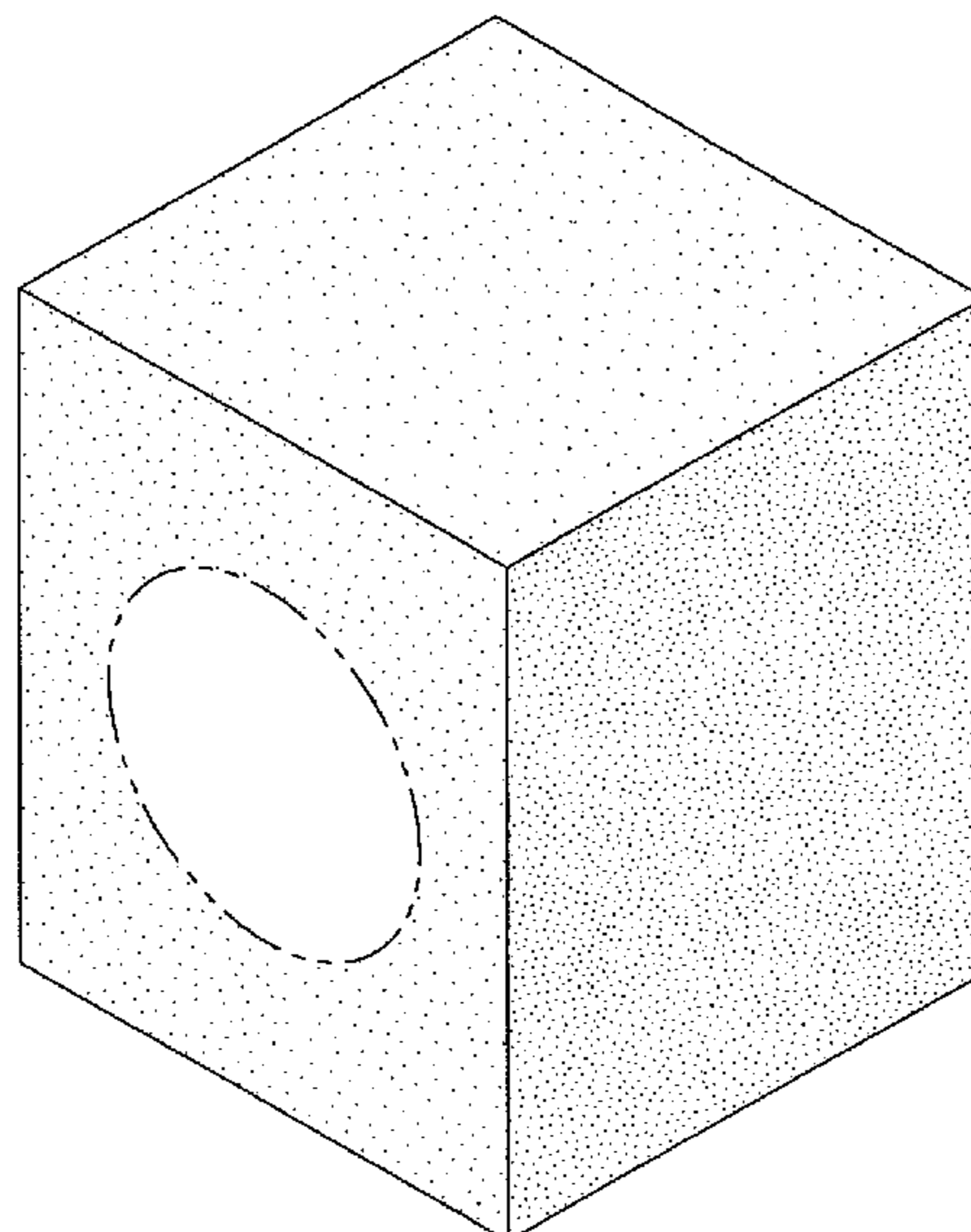
FIG. 3 is a right elevational view thereof, the left elevational view being a mirror image thereof;

FIG. 4 is a bottom planar view thereof, the top planar view being a mirror image thereof; and,

FIG. 5 is a rear elevational view thereof.

The broken lines in the drawing figures have been shown for illustrative purposes only and form no part of the claimed design. A preferred embodiment of the claimed carton provides for an image such as a picture, photograph, lenticular lens, painting, drawing, or other work of art, combinations thereof, and the like, to be positioned within the carton and the image remain viewable through the enclosed region of the carton depicted by the broken lines as shown in FIGS. 1, 2, and 6.

1 Claim, 2 Drawing Sheets



US D551,969 S

Page 2

U.S. PATENT DOCUMENTS

5,155,604 A	10/1992	Miekka et al.	6,120,710 A	9/2000	Makansi
D330,658 S	11/1992	Manning	D432,013 S	10/2000	Glees
5,200,253 A	4/1993	Yamaguchi et al.	6,141,123 A	10/2000	Nakashima et al.
5,238,516 A	8/1993	van Suylekom et al.	D446,717 S *	8/2001	Lancaster et al. D9/418
5,276,537 A	1/1994	Savant et al.	D455,073 S *	4/2002	Mizrahi D9/418
5,294,040 A	3/1994	Cohen et al.	6,427,371 B2 *	8/2002	Olson et al. 40/789
5,300,347 A	4/1994	Underhill et al.	D477,780 S	7/2003	Springer et al.
5,439,104 A	8/1995	Wolska-Klis	D530,196 S *	10/2006	Wijerama D9/418
5,656,380 A	8/1997	Raber et al.	2004/0251292 A1	12/2004	Grenbonval et al.
5,781,316 A	7/1998	Strahl et al.			

* cited by examiner

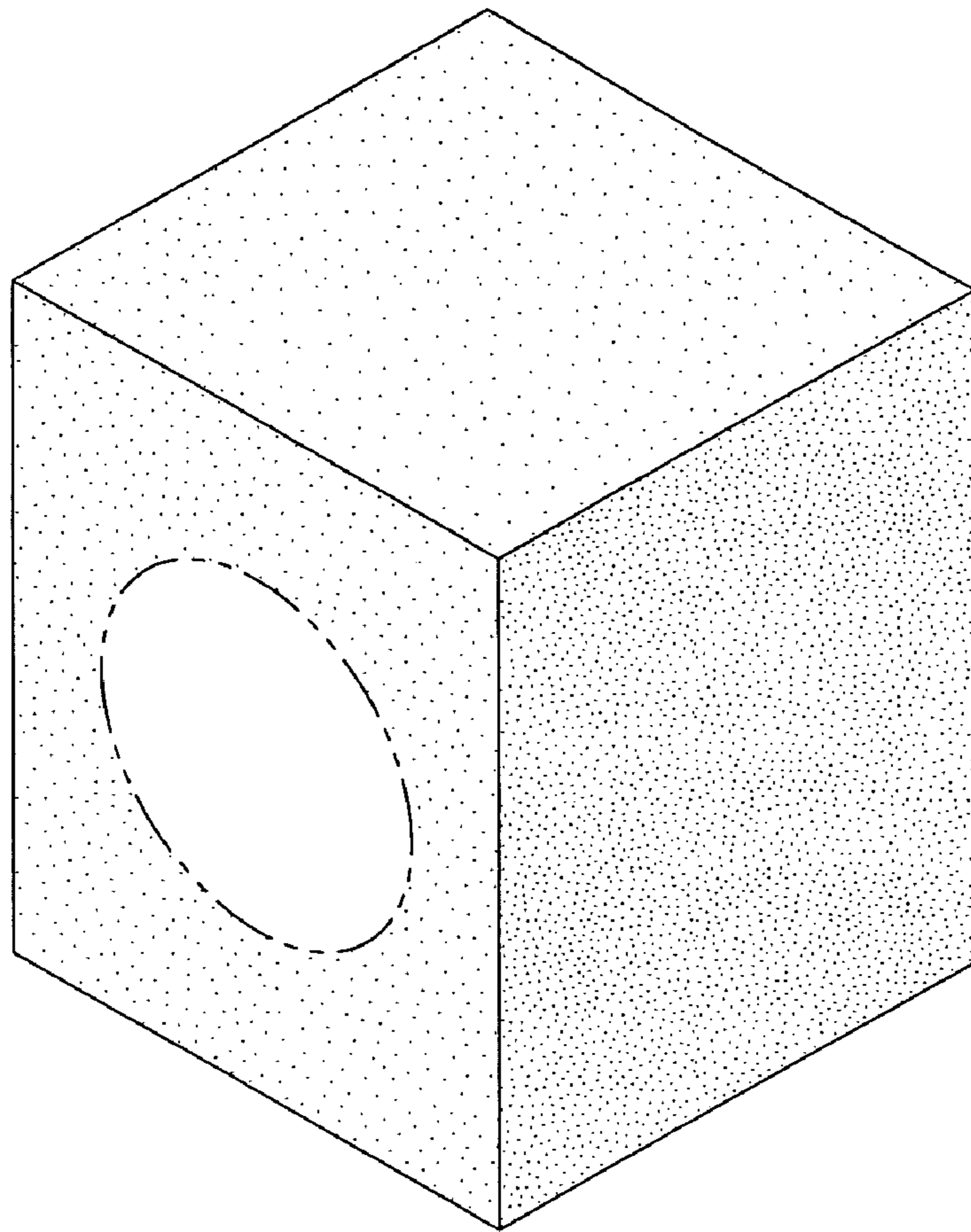


Fig. 1

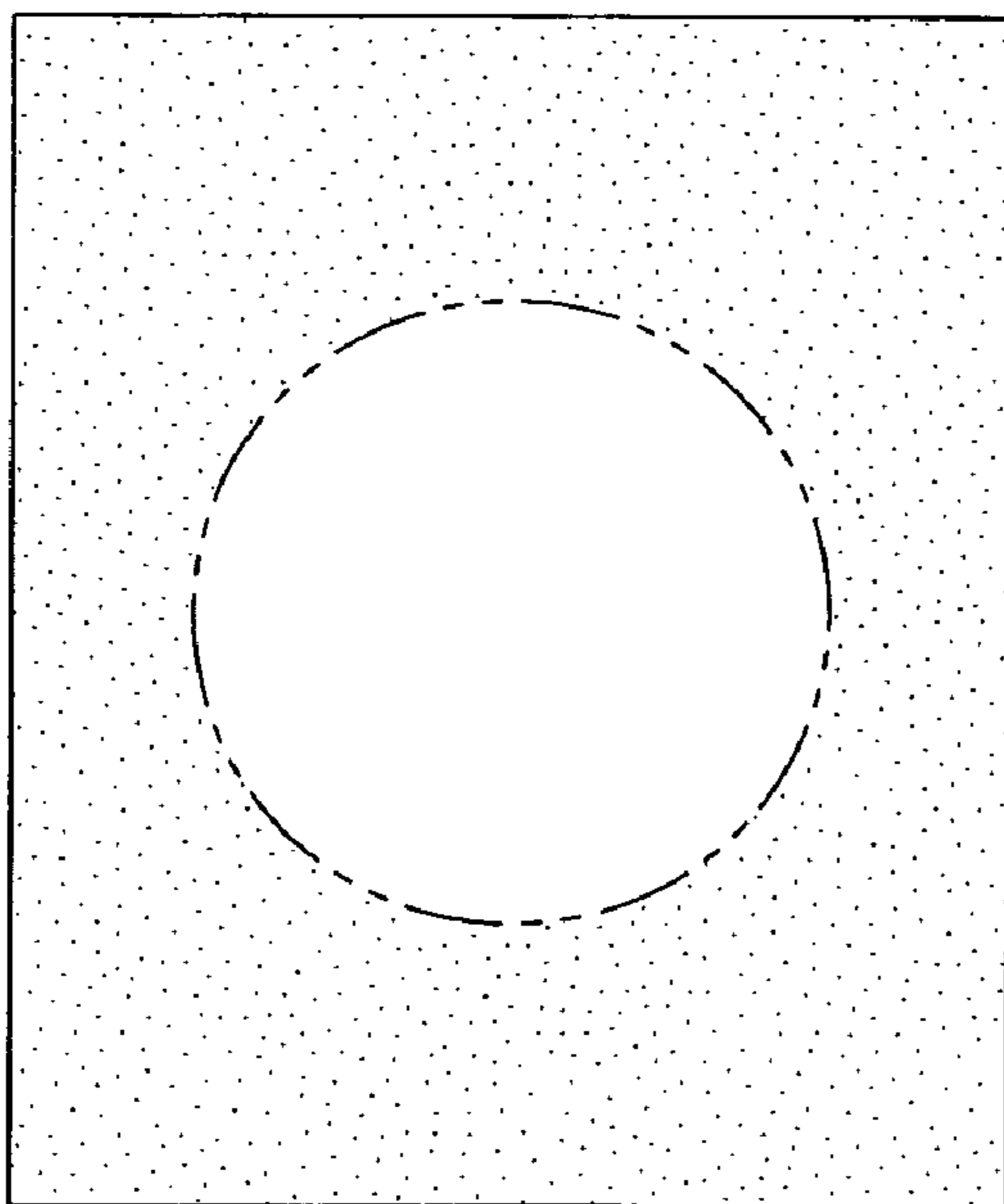


Fig. 2




Fig. 3




Fig. 4




Fig. 5