



(12) **United States Design Patent**
Tsai

(10) **Patent No.:** **US D966,843 S**
(45) **Date of Patent:** **** Oct. 18, 2022**

- (54) **RATCHET SPANNER**
- (71) Applicant: **Wen-Tang Tsai**, Taichung (TW)
- (72) Inventor: **Wen-Tang Tsai**, Taichung (TW)
- (**) Term: **15 Years**
- (21) Appl. No.: **29/747,060**
- (22) Filed: **Aug. 19, 2020**
- (51) **LOC (13) Cl.** **08-05**
- (52) **U.S. Cl.**
USPC **D8/25; D8/26**
- (58) **Field of Classification Search**
USPC D8/14, 21, 24-27, 29, 51, 59, 107;
D24/133, 147; 81/57.13, 57.39, 60
CPC B25B 21/004; B25B 13/46; B25B 13/463
See application file for complete search history.

6,186,030 B1 * 2/2001 Whitley B25B 13/465
81/58.3
6,279,434 B1 * 8/2001 Brown B25B 13/48
81/439
6,502,483 B1 * 1/2003 Swank B25B 13/56
81/177.4
6,557,442 B1 * 5/2003 Owoc B25G 1/063
81/177.8

(Continued)

(56) **References Cited**
U.S. PATENT DOCUMENTS

1,473,436 A * 11/1923 Leopold B25G 1/063
81/58.3
1,811,137 A * 6/1931 Kress B25G 1/085
81/177.9
2,028,561 A * 1/1936 Pilger B25G 1/063
81/177.9
D111,026 S * 8/1938 Hosford D8/DIG. 8
2,886,998 A * 5/1959 Scott B25B 13/08
403/92
2,954,714 A * 10/1960 Swenson B25B 13/463
173/210
3,732,756 A * 5/1973 Thomasian B25B 13/463
81/62
4,184,552 A * 1/1980 Anderson B25B 21/02
173/93.5
4,293,044 A * 10/1981 Anderson B25B 19/00
173/93.5
4,328,720 A * 5/1982 Shiel B25B 13/56
81/177.85
D316,216 S * 4/1991 Gierke D8/61
D352,645 S * 11/1994 Ichikawa D8/61

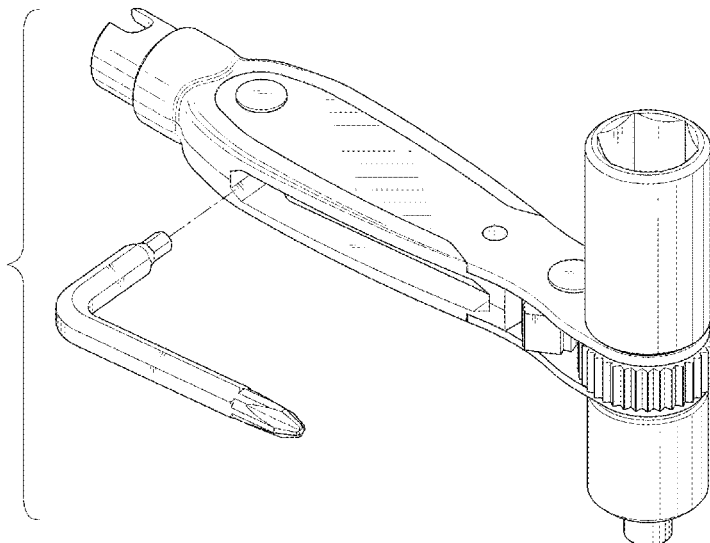
OTHER PUBLICATIONS
“Mark Heineken on Starting PRIME8, The Functional & Durable Skate Tool Brand”; BoardsportSource.com; Sep. 2, 2021; accessed May 4, 2022; URL:< <https://www.boardsportsource.com/2021/09/02/mark-heineken-on-starting-prime8-functional-durable-skate-tool-brand/> > (Year: 2021).*

Primary Examiner — Rachel A. Voorhies
Assistant Examiner — Benjamin D. Wannemacher

(57) **CLAIM**
The ornamental design for a ratchet spanner, as shown and described.

DESCRIPTION
FIG. 1 is a perspective view of a ratchet spanner showing my new design;
FIG. 2 is a front view thereof;
FIG. 3 is a rear view thereof;
FIG. 4 is a left view thereof;
FIG. 5 is a right view thereof;
FIG. 6 is a top view thereof;
FIG. 7 is a bottom view thereof; and,
FIG. 8 is an exploded perspective view thereof.
The dash-dash broken lines are included for the purpose of illustrating portions of the ratchet spanner and form no part of the claimed design. The dash-long dash broken lines are included for the purpose of illustrating alignment and form no part of the claimed design.

1 Claim, 8 Drawing Sheets



(56)

References Cited

U.S. PATENT DOCUMENTS

6,877,404 B2 * 4/2005 Chen B25G 1/063
81/177.9
6,957,600 B2 * 10/2005 Hu B25B 13/04
81/177.8
7,059,218 B1 * 6/2006 Lin B25G 1/063
81/62
7,127,766 B1 * 10/2006 Carter B25B 13/48
81/437
D551,525 S * 9/2007 Desbrunes B25B 13/56
81/177.5
D559,054 S * 1/2008 Tuan Mu D8/14
D580,721 S * 11/2008 Chen B25B 13/56
81/177.4
D622,561 S * 8/2010 Brown, III B25B 13/48
D8/14
D654,337 S * 2/2012 Huang D8/14
D658,460 S * 5/2012 Wang B25B 13/48
81/437
D725,977 S * 4/2015 Tsai D8/14
D804,274 S * 12/2017 Tsai D8/105
2004/0139826 A1 * 7/2004 Hsien B25B 13/463
81/63.2
2007/0131062 A1 * 6/2007 Burwell B25G 1/085
81/60
2007/0131066 A1 * 6/2007 Burwell B25B 13/56
81/177.5

* cited by examiner

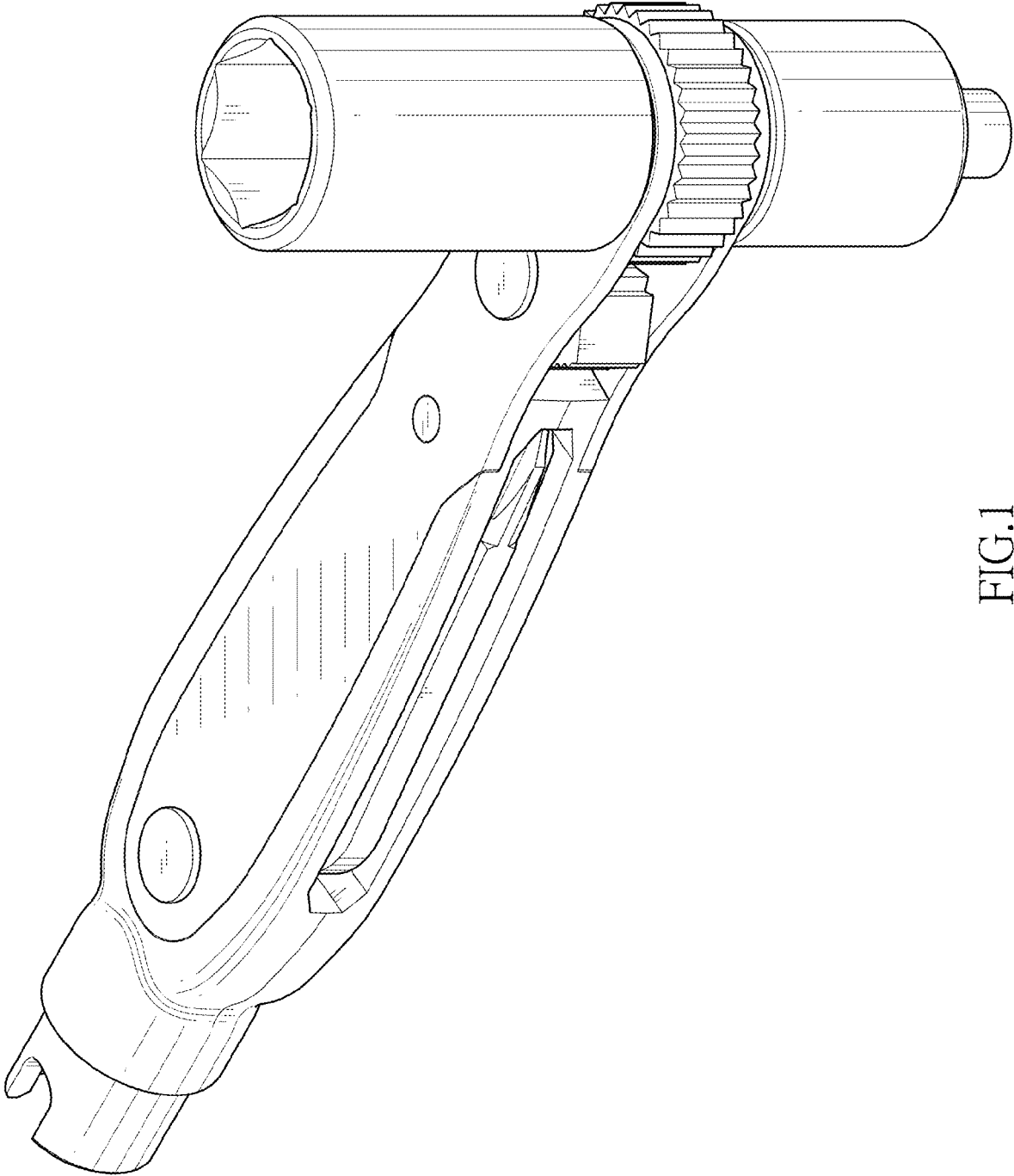


FIG.1

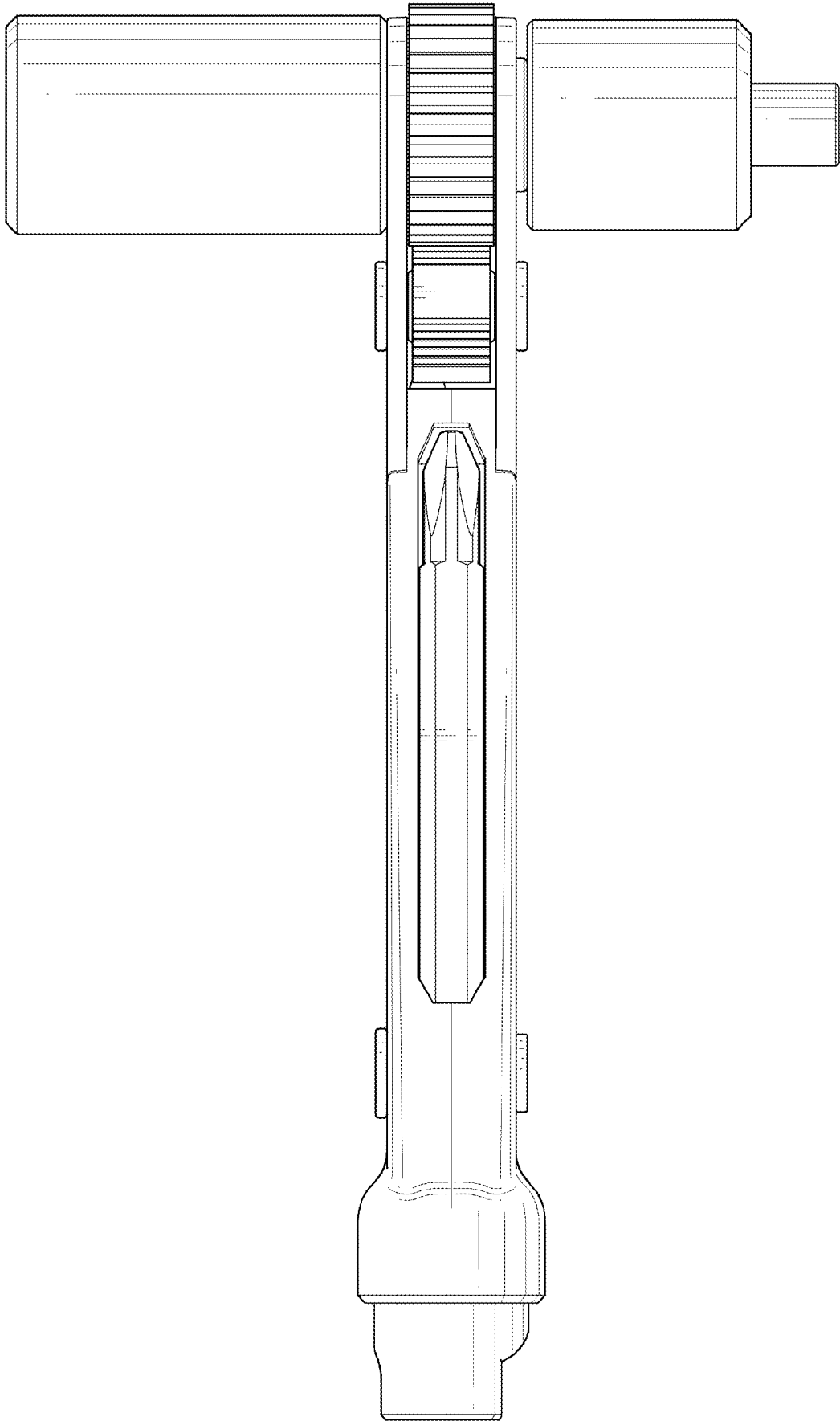


FIG.2

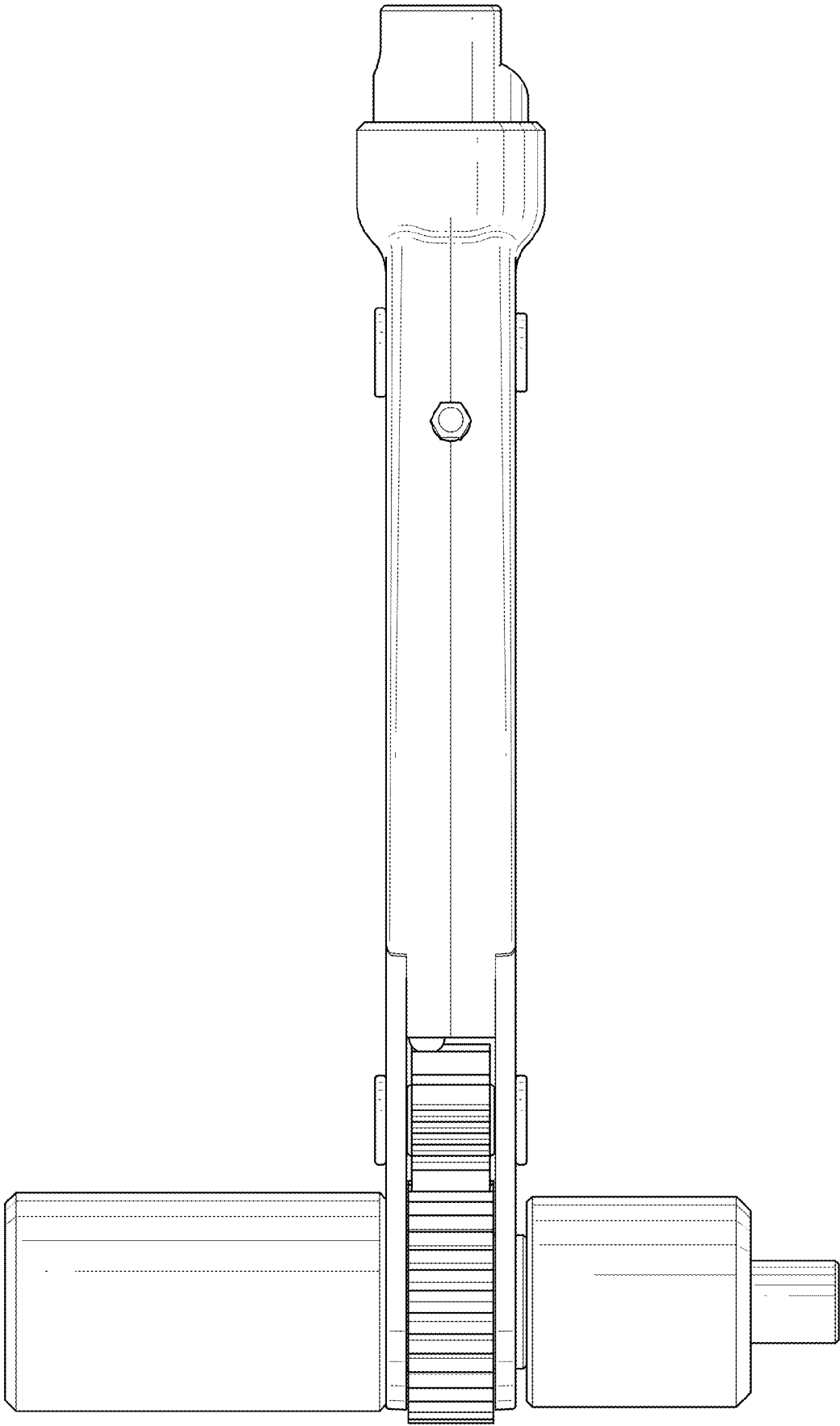


FIG.3

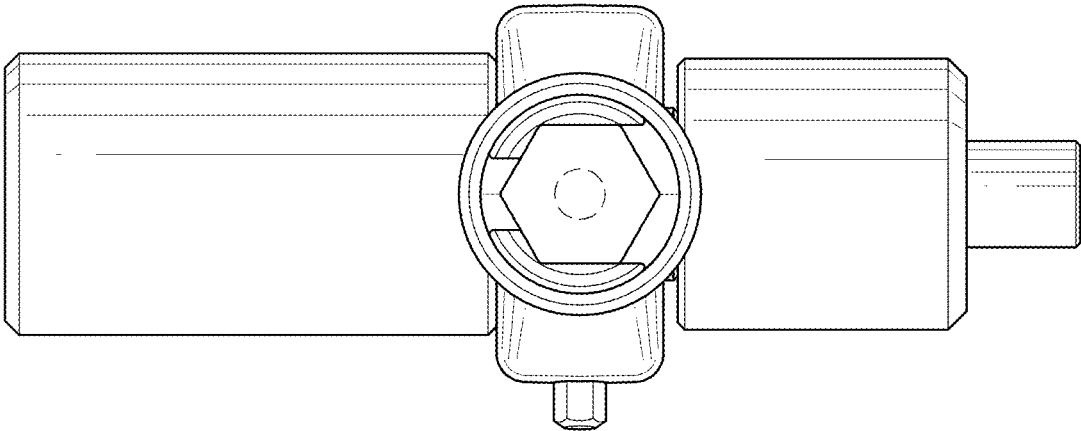


FIG.4

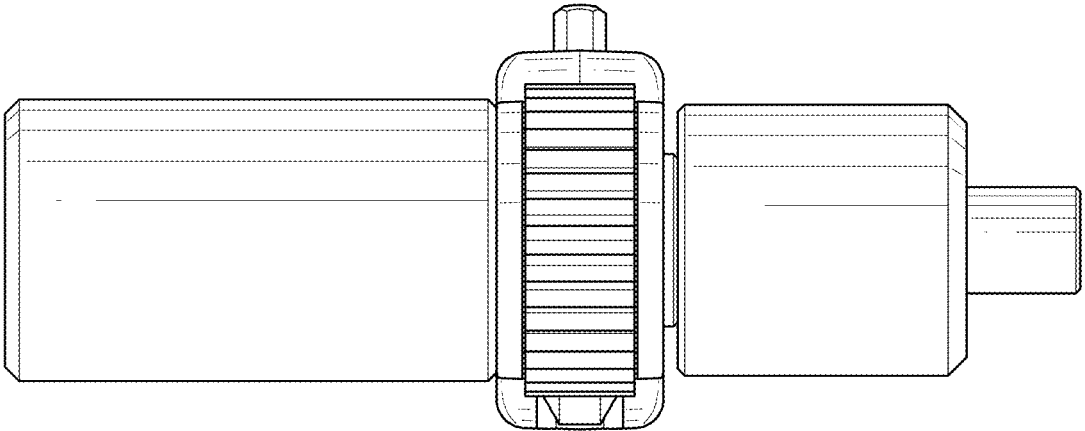


FIG.5

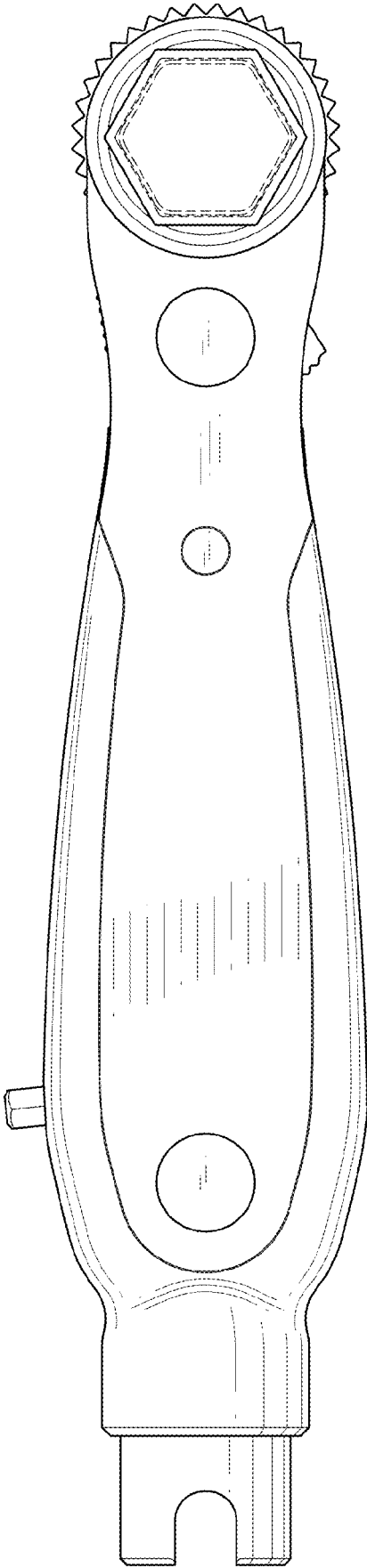


FIG.6

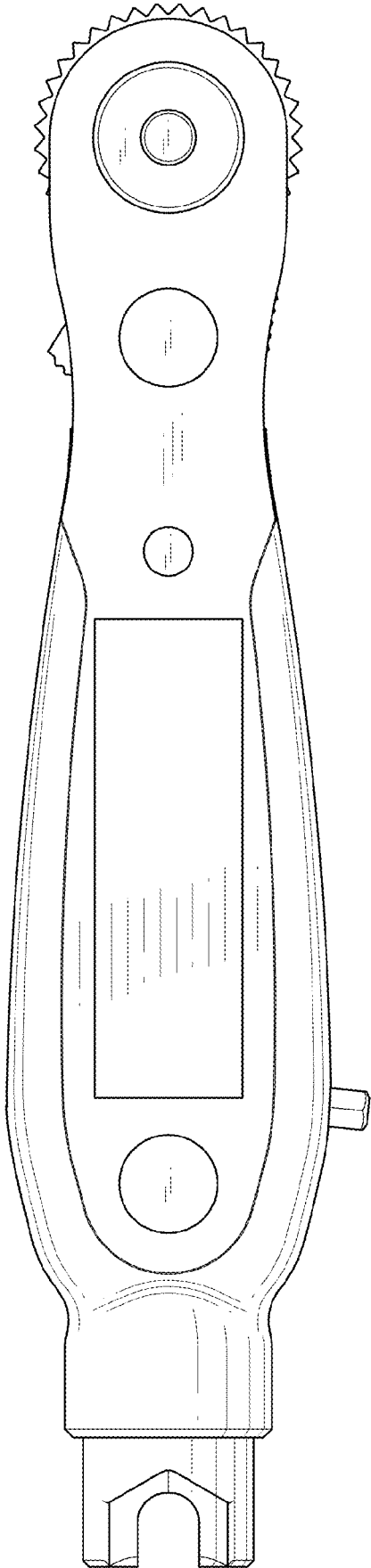


FIG.7

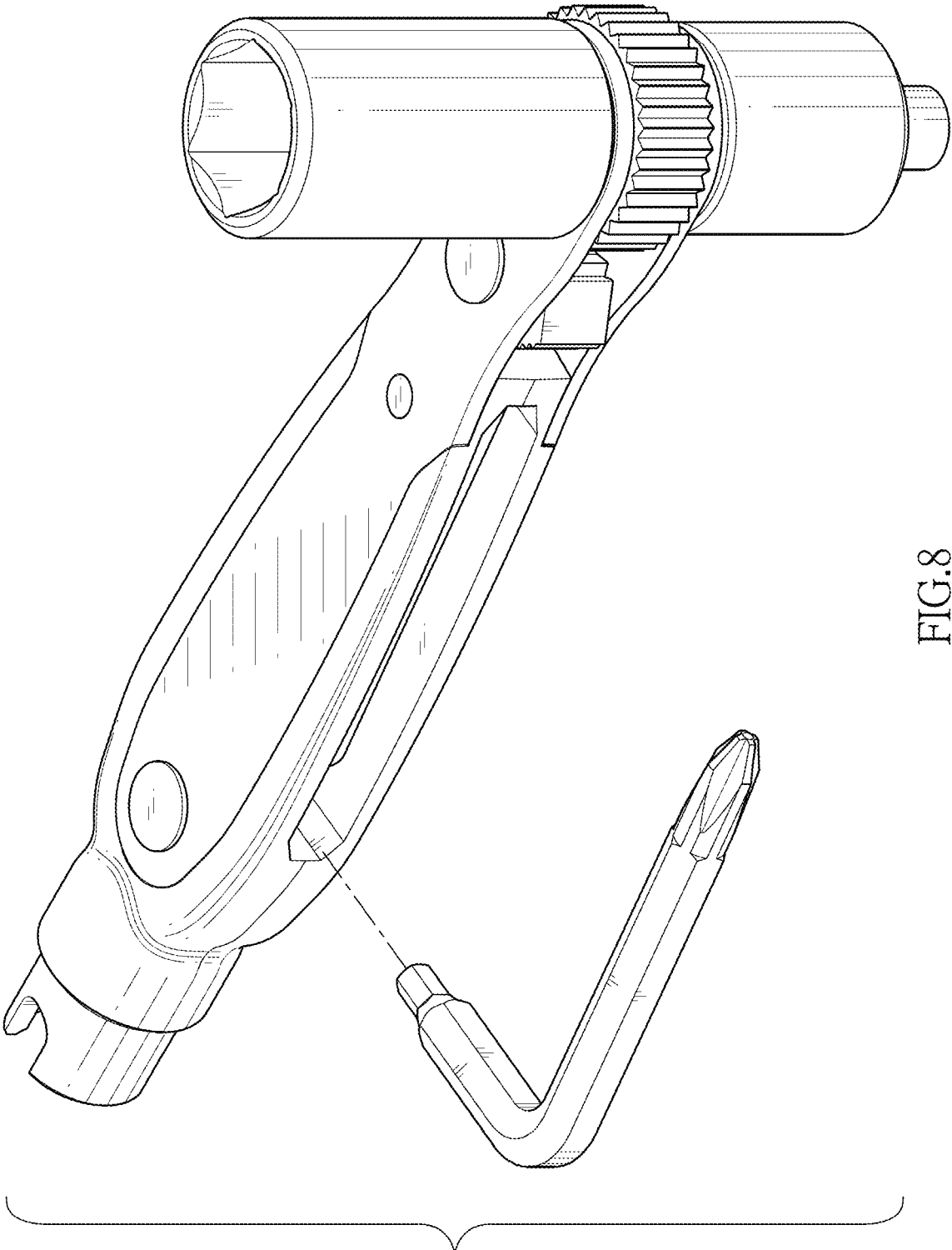


FIG. 8