



US00D595141S

(12) **United States Design Patent**
Rica

(10) **Patent No.:** **US D595,141 S**

(45) **Date of Patent:** **** Jun. 30, 2009**

(54) **FLASK**

D451,812 S * 12/2001 Colonna de Giovellina .. D9/560
D537,492 S * 2/2007 Paolucci et al. D21/707
D548,607 S * 8/2007 Langbein et al. D9/560

(75) Inventor: **Didier Rica**, Le Mont St. Adrien (FR)

(73) Assignee: **Saverglass Inc.**, Ramsey, NJ (US)

* cited by examiner

(**) Term: **14 Years**

Primary Examiner—Stella M Reid

Assistant Examiner—Elizabeth J Oswecki

(21) Appl. No.: **29/267,583**

(74) *Attorney, Agent, or Firm*—Banner & Witcoff, Ltd.

(22) Filed: **Oct. 18, 2006**

(57) **CLAIM**

(51) **LOC (9) Cl.** **09-01**

The ornamental design for a flask, as shown and described.

(52) **U.S. Cl.** **D9/544; D9/560; D9/573**

DESCRIPTION

(58) **Field of Classification Search** D9/516,
D9/522, 530, 541, 542, 543, 544, 545, 546,
D9/556, 557, 558, 559, 560, 561, 562, 571,
D9/572, 573, 574, 575, 682, 686, 687, 694;
D19/93; D28/91.1; 220/660, 662, 669; 215/355,
215/381–385, 396, 398, 400

FIG. 1 is a perspective view of a flask showing my new design;

FIG. 2 is a front elevational view, with the rear elevational view being identical thereto;

FIG. 3 is a side elevational view with the side opposite thereto being identical thereto;

See application file for complete search history.

FIG. 4 is a top plan view thereof; and,

FIG. 5 is a bottom plan view thereof.

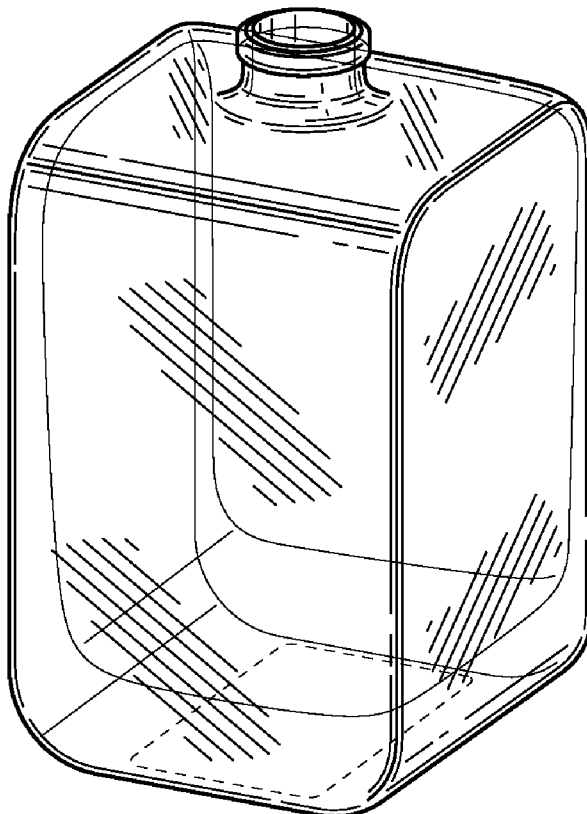
(56) **References Cited**

The broken line showing of the central region of the bottom surface is for environmental purposes only and forms no part of the claimed design.

U.S. PATENT DOCUMENTS

D72,687 S * 5/1927 Vionnet D9/560
D121,286 S * 7/1940 Robert D9/544
D133,415 S * 8/1942 Mayer D9/560
D190,573 S * 6/1961 Mann D24/224
D269,067 S * 5/1983 Ballereaud D9/560

1 Claim, 3 Drawing Sheets



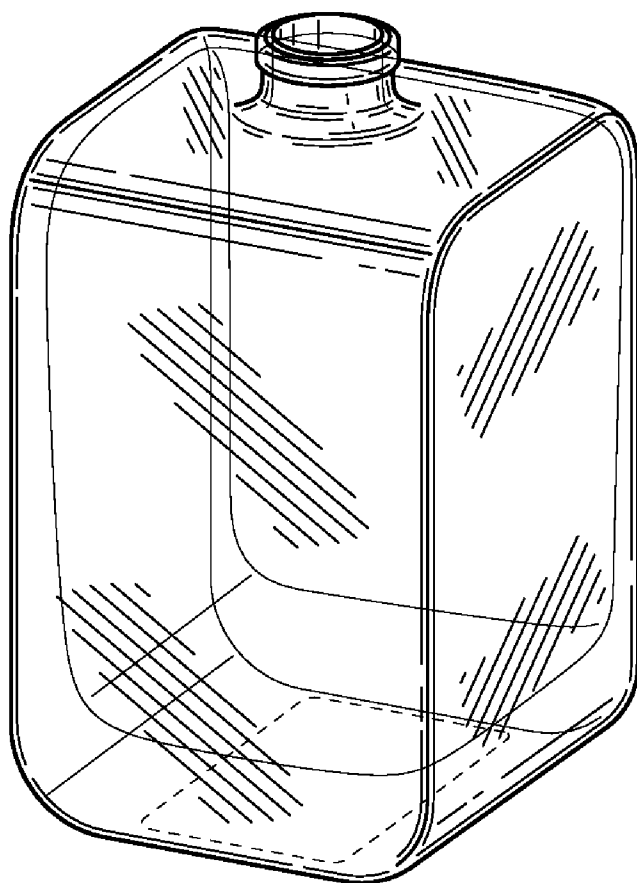


FIG. 1

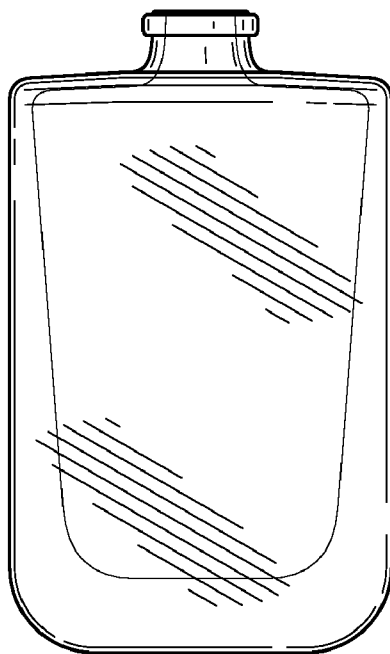


FIG. 2

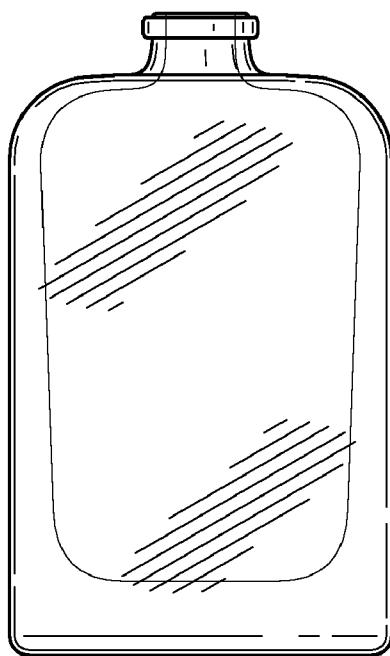


FIG. 3

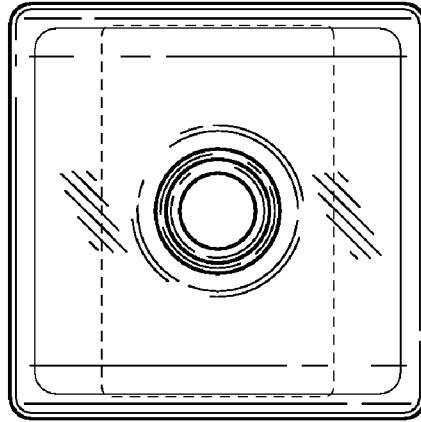


FIG. 4

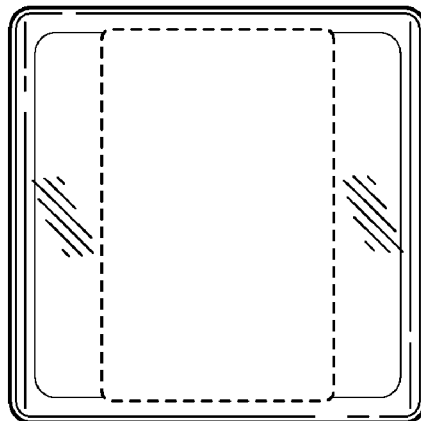


FIG. 5