



US00D344212S

# United States Patent [19]

[11] Patent Number: **Des. 344,212**

Morgan

[45] Date of Patent: **\*\* Feb. 15, 1994**

[54] **VACUUM JUG**

[75] Inventor: **David Morgan**, London, England

[73] Assignee: **Chia Jung Co., Ltd.**, Taipei, Taiwan

[\*\*] Term: **14 Years**

[21] Appl. No.: **894,803**

[22] Filed: **Jun. 22, 1992**

[52] U.S. Cl. .... **D7/608**

[58] Field of Search ..... **D7/300, 598, 608, 317; D9/500, 505, 545; 62/400, 398, 457.1, 457.8; 215/6; 220/408, 428, 446, 500, 521, 527**

[56] **References Cited**

**U.S. PATENT DOCUMENTS**

- D. 300,107 3/1989 Trombly ..... D7/317
- D. 313,529 1/1991 Bormioli ..... D7/317
- 4,380,157 4/1983 Christiani ..... 62/457.1 X

**OTHER PUBLICATIONS**

Gifts & Tableware Reporter, Jul. 1975, p. 27 Chiller jug with tube for ice.

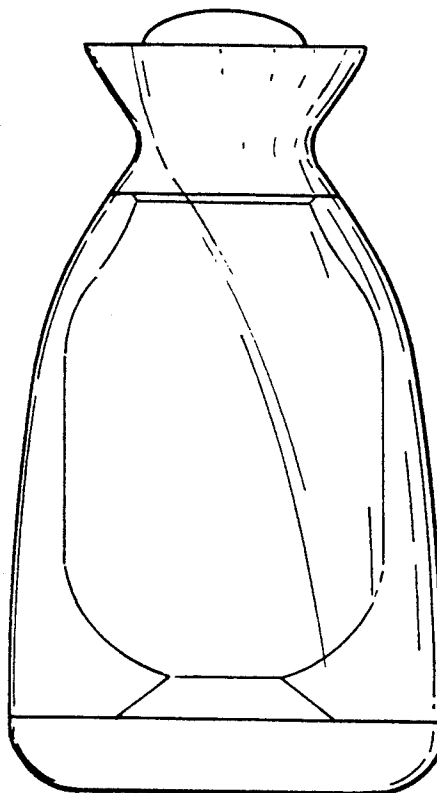
*Primary Examiner*—Terry A. Wallace

[57] **CLAIM**

The ornamental design for a vacuum jug, as shown and described.

**DESCRIPTION**

FIG. 1 is a front elevational view of a vacuum jug showing my new design;  
 FIG. 2 is a rear elevational view thereof;  
 FIG. 3 is a left side elevational view thereof;  
 FIG. 4 is a right side elevational view thereof;  
 FIG. 5 is a top plan view thereof;  
 FIG. 6 is a bottom plan view thereof; and,  
 FIG. 7 is a perspective view thereof.



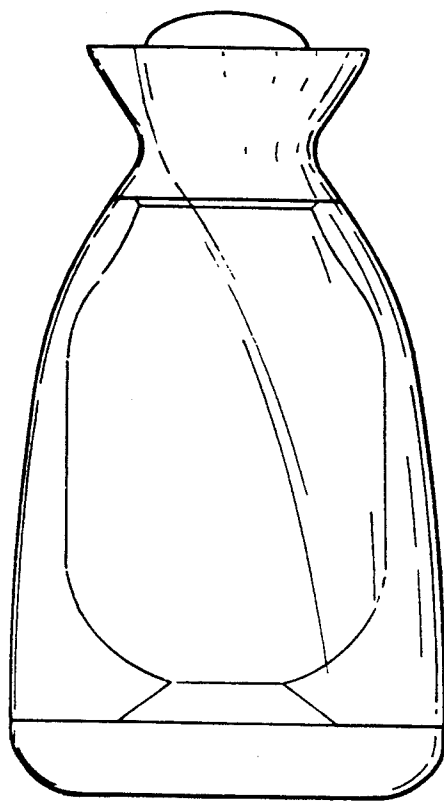


FIG. 1

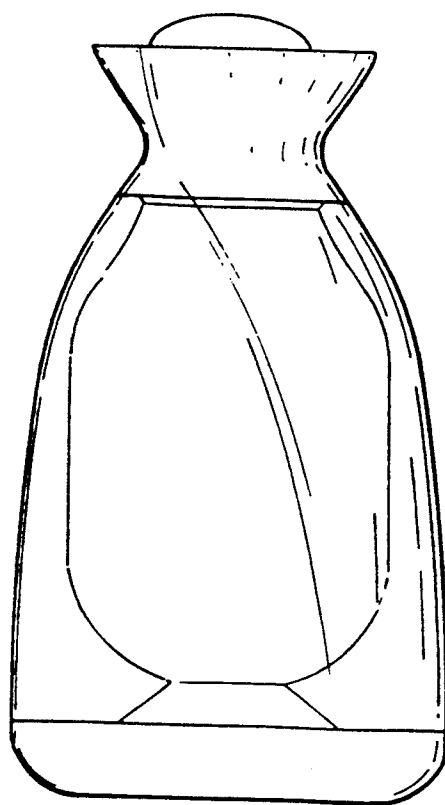


FIG. 2

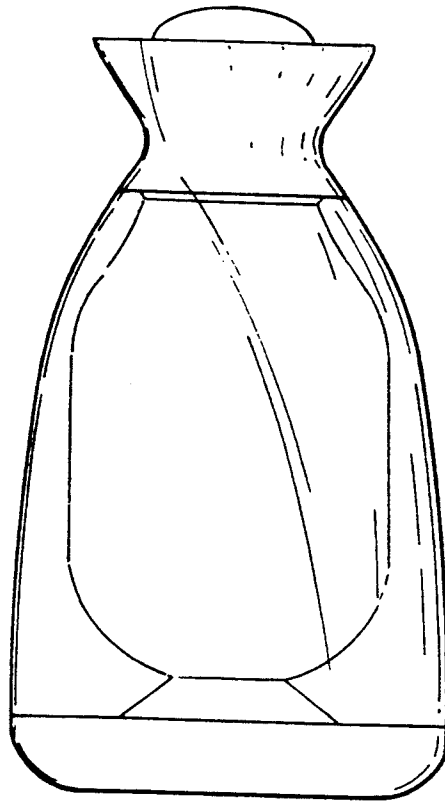


FIG.3

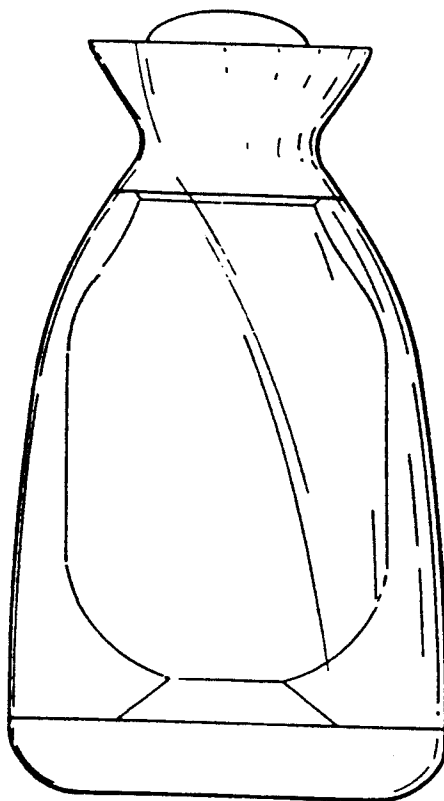


FIG.4

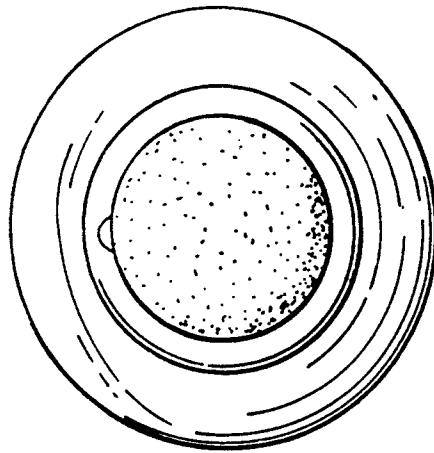


FIG. 5

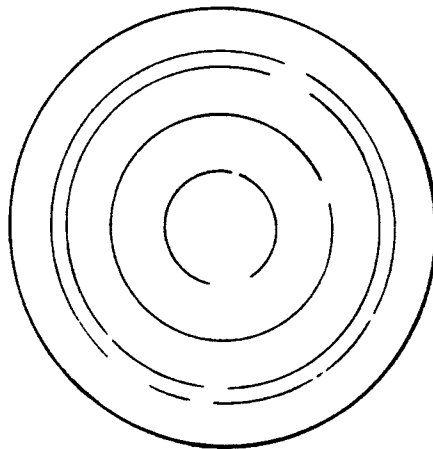


FIG. 6

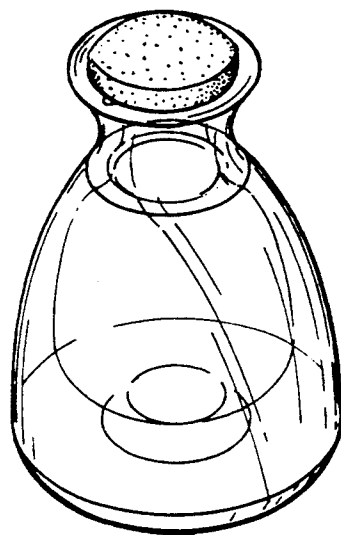


FIG. 7