



US00D528672S

(12) **United States Design Patent**
Nagai et al.

(10) **Patent No.:** **US D528,672 S**

(45) **Date of Patent:** **** Sep. 19, 2006**

(54) **LED MODULE**

FOREIGN PATENT DOCUMENTS

(75) Inventors: **Hideo Nagai**, Takatsuki (JP); **Noriyasu Tanimoto**, Takatsuki (JP); **Keiji Nishimoto**, Takatsuki (JP); **Takeshi Saito**, Nishinomiya (JP)

JP D1183708 9/2003

* cited by examiner

Primary Examiner—Marcus A. Jackson

(74) *Attorney, Agent, or Firm*—Brinks Hofer Gilson & Lione

(73) Assignee: **Matsushita Electric Industrial Co., Ltd.**, Osaka (JP)

(57) **CLAIM**

(**) Term: **14 Years**

We claim the ornamental design for an LED module, as shown and described.

(21) Appl. No.: **29/235,064**

DESCRIPTION

(22) Filed: **Jul. 27, 2005**

(30) **Foreign Application Priority Data**

Jan. 28, 2005 (JP) 2005-002252
Jan. 28, 2005 (JP) 2005-002253

FIG. 1 is a top perspective view of a first embodiment of an LED module of the present invention;

FIG. 2 is a top view thereof, wherein the bottom view is a mirror image thereof;

(51) **LOC (8) Cl.** **26-04**

(52) **U.S. Cl.** **D26/1**

(58) **Field of Classification Search** D26/1-4;
340/521, 540, 541, 545, 555, 571, 572, 573,
340/628-630

FIG. 3 is a left side view thereof, wherein the right side view is a mirror image thereof;

FIG. 4 is a front view thereof;

FIG. 5 is a rear view thereof;

See application file for complete search history.

FIG. 6 is a top perspective view of a second embodiment of an LED module of the present invention;

FIG. 7 is a top view thereof, wherein the bottom view is a mirror image thereof;

FIG. 8 is a left side view thereof, wherein the right side view is a mirror image thereof;

FIG. 9 is a front view thereof; and,

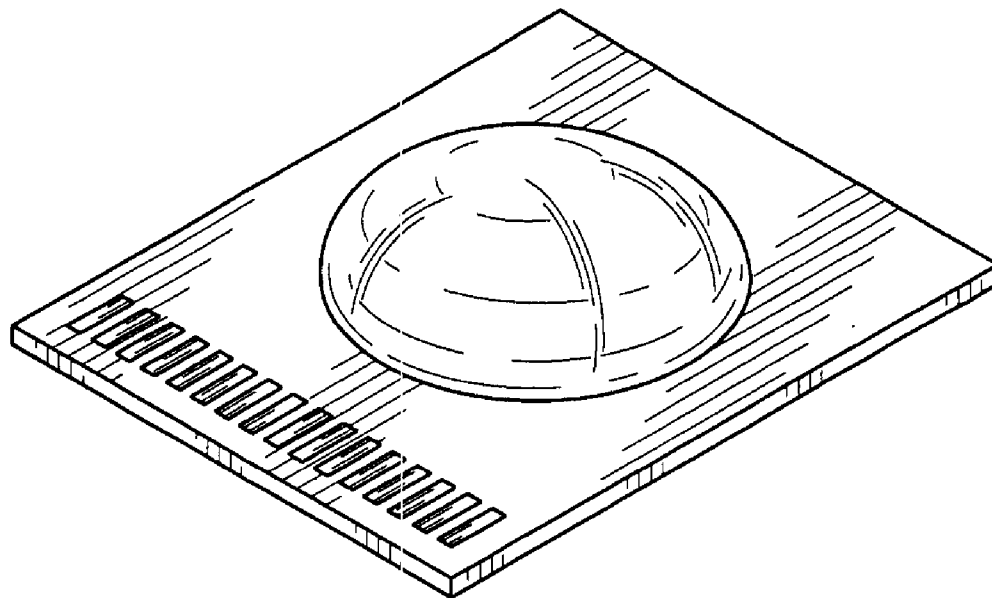
FIG. 10 is a rear view thereof.

(56) **References Cited**

U.S. PATENT DOCUMENTS

D437,798 S * 2/2001 Kiba et al. D10/104
D455,365 S * 4/2002 Madanat D10/115
D464,744 S * 10/2002 Kato et al. D26/1
D508,574 S * 8/2005 Janssen D26/1
D513,599 S * 1/2006 Coward D10/120

1 Claim, 2 Drawing Sheets



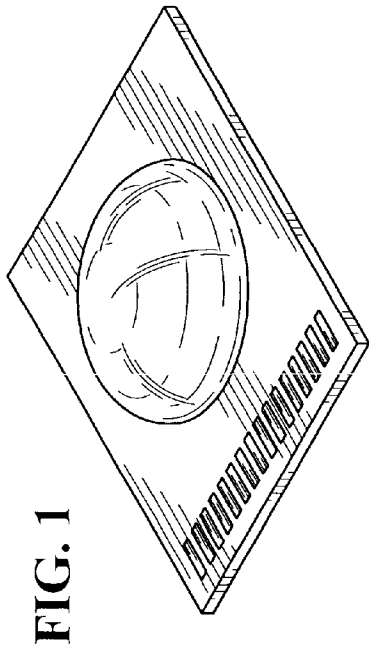


FIG. 1



FIG. 2



FIG. 3

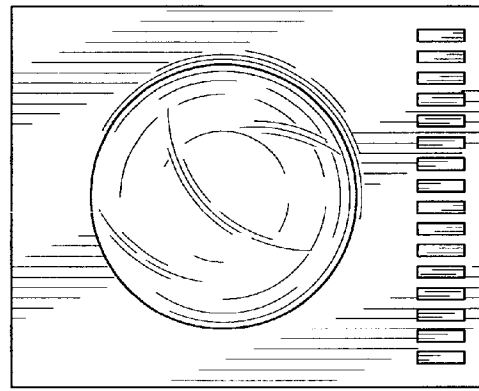


FIG. 4

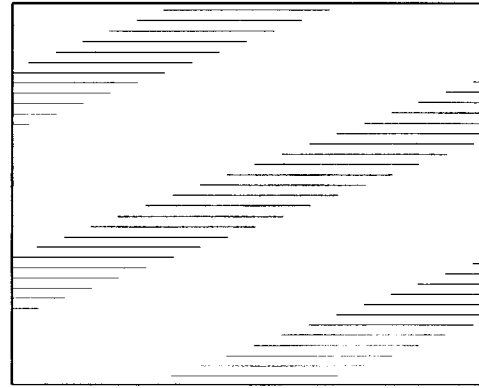


FIG. 5

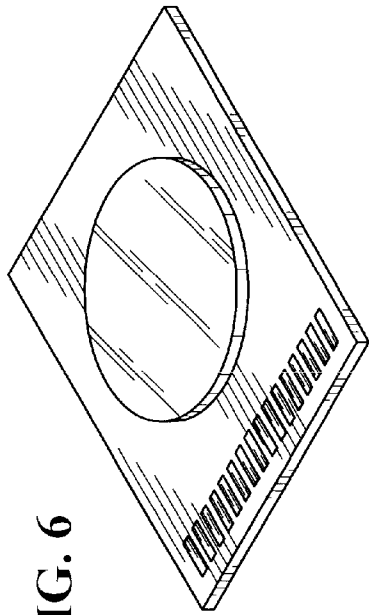


FIG. 6

FIG. 7

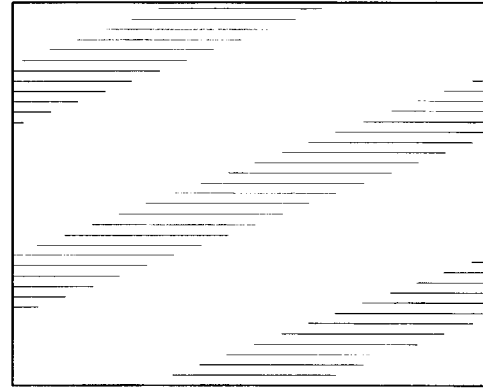


FIG. 10

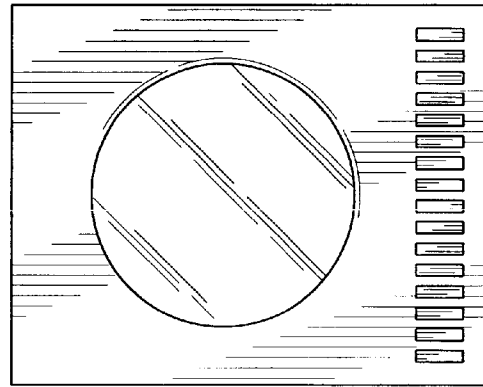


FIG. 9

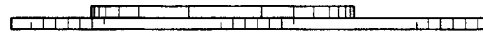


FIG. 8