



US00D800330S

(12) **United States Design Patent** (10) **Patent No.:** **US D800,330 S**  
**Loos** (45) **Date of Patent:** **\*\* Oct. 17, 2017**

(54) **MASSAGE ROLLER**  
(71) Applicant: **Rick Loos**, Del Mar, CA (US)  
(72) Inventor: **Rick Loos**, Del Mar, CA (US)  
(\*\*) Term: **15 Years**  
(21) Appl. No.: **29/556,039**  
(22) Filed: **Feb. 26, 2016**  
(51) **LOC (10) Cl.** ..... **28-03**  
(52) **U.S. Cl.**  
USPC ..... **D24/211**  
(58) **Field of Classification Search**  
USPC ..... D24/200, 211, 212, 213, 214, 215;  
601/19, 27-32, 46-48, 52, 99, 112-113,  
601/118, 135, 137, DIG. 12, DIG. 14,  
601/DIG. 15, DIG. 16, DIG. 17;  
D30/160; D14/218, 138 AA  
CPC ..... A61H 19/00; A61H 19/30; A61H 19/32;  
A61H 19/34; A61H 19/40; A61H 19/44;  
A61H 19/50; A61H 2015/0007; A61H  
2015/0014; A61H 2015/0042; A61H  
15/00; A61H 7/003; A61H 7/005  
See application file for complete search history.

D492,791 S \* 7/2004 Alexander ..... D24/211  
D497,457 S \* 10/2004 Willinger ..... A01K 15/026  
D24/211  
D516,261 S \* 2/2006 Roberts ..... D32/25  
D521,191 S \* 5/2006 Berger ..... D29/122  
D553,253 S \* 10/2007 Gayne ..... D24/215  
D581,765 S \* 12/2008 Lane ..... D21/707  
D583,519 S \* 12/2008 Roberts ..... D32/29.1  
7,670,658 B1 \* 3/2010 Roberts ..... D06F 58/203  
34/389  
D613,349 S \* 4/2010 Metti ..... D21/662  
D625,426 S \* 10/2010 Robins ..... D24/214  
D626,706 S \* 11/2010 Ragonetti ..... D30/160  
D677,439 S \* 3/2013 Renforth ..... D30/160  
D687,159 S \* 7/2013 Cho ..... D24/215  
D687,959 S \* 8/2013 Reichmann ..... D24/215  
D694,421 S \* 11/2013 Anderson ..... D24/215  
D717,963 S \* 11/2014 Milton ..... D24/215  
8,944,962 B2 \* 2/2015 Montanari ..... A63B 21/0004  
482/23  
D724,161 S \* 3/2015 Kuhne ..... D21/662  
D742,601 S \* 11/2015 Holterhaus ..... D30/121  
D765,871 S \* 9/2016 Downare ..... D24/211

\* cited by examiner

*Primary Examiner* — Sandra Snapp  
(74) *Attorney, Agent, or Firm* — Donn K. Harms

(57) **CLAIM**

The ornamental design for a massage roller, as shown and described.

(56) **References Cited**

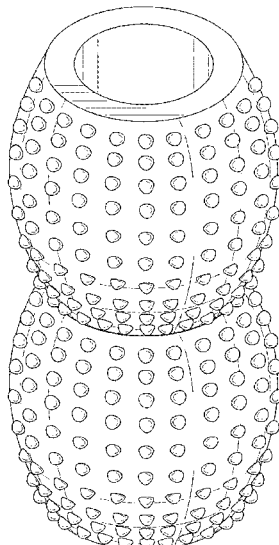
U.S. PATENT DOCUMENTS

3,705,579 A \* 12/1972 Morini ..... A61H 15/00  
601/121  
4,785,800 A \* 11/1988 Stilson ..... A61H 15/00  
601/121  
D340,487 S \* 10/1993 Traub ..... D21/712  
5,413,551 A \* 5/1995 Wu ..... A61H 15/00  
601/131  
5,580,336 A \* 12/1996 Coallier ..... A63B 23/03533  
473/614  
D381,083 S \* 7/1997 Ratajac ..... D24/211  
D435,660 S \* 12/2000 Yoo ..... D24/211  
D478,947 S \* 8/2003 Lu ..... D21/662

**DESCRIPTION**

FIG. 1 is a top perspective view of a massage roller;  
FIG. 2 is a front elevation view of the massage roller, the rear elevation view being a mirror image thereof;  
FIG. 3 is a first side elevation view of the massage roller, the second side elevation view being a mirror image thereof; and,  
FIG. 4 is a top plan view of the massage roller, the bottom plan view being a mirror image thereof.

**1 Claim, 4 Drawing Sheets**



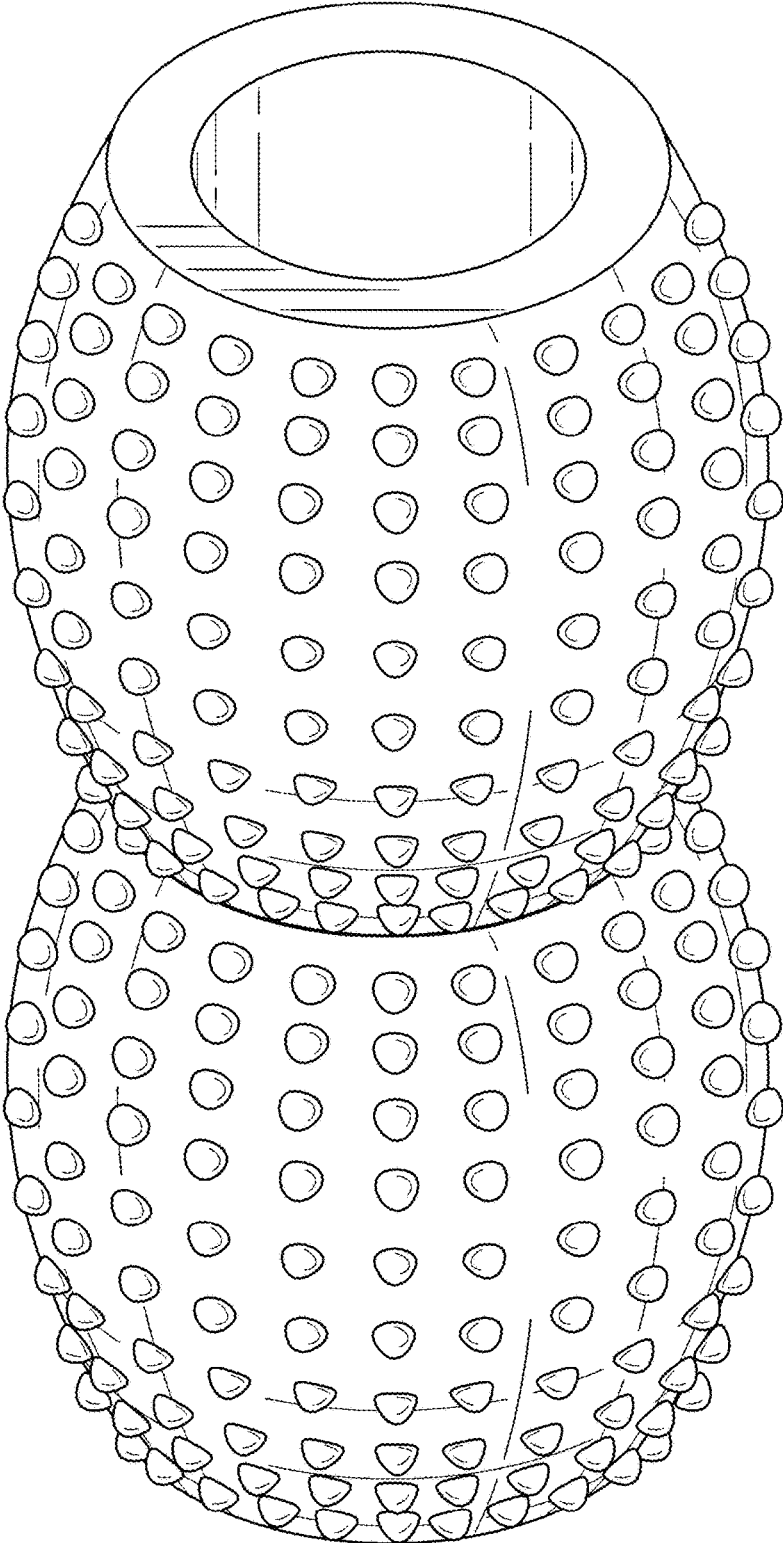


FIG. 1




FIG. 2




FIG. 3

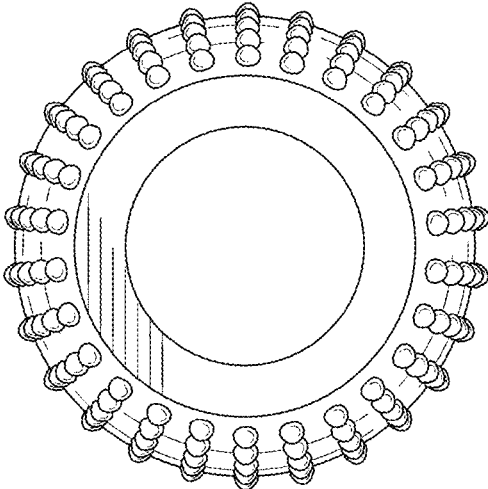


FIG. 4