



US00D426229S

United States Patent [19]
Lin

[11] **Patent Number: Des. 426,229**
[45] **Date of Patent: ** Jun. 6, 2000**

[54] **SPEAKER**

D. 247,237 2/1978 Croup D14/211
D. 256,914 9/1980 Rams D14/211 X
D. 317,450 6/1991 Crawford et al. D14/210 X

[76] Inventor: **Steff Lin**, 8Fl., No. 18, Lane 30, Kuo
Hsing St., Hsi Chih Chen, Taipei Hsien,
Taiwan

Primary Examiner—Nanda Bondade
Attorney, Agent, or Firm—Bacon & Thomas

[**] Term: **14 Years**

[57] **CLAIM**

[21] Appl. No.: **29/107,231**

The ornamental design for a speaker, as shown.

[22] Filed: **Jul. 2, 1999**

DESCRIPTION

[51] **LOC (7) Cl.** **14-01**

FIG. 1 is a perspective of a speaker showing my new design;

[52] **U.S. Cl.** **D14/214**

FIG. 2 is a front elevational view thereof;

[58] **Field of Search** D14/204, 207,

FIG. 3 is a rear elevational view thereof;

D14/209–216; 181/144–148, 153, 157,

FIG. 4 is a right elevational view thereof;

198–199; 381/300, 301, 302, 307, 359,

FIG. 5 is a left elevational view thereof;

361, 363, 386

FIG. 6 is a top plan view thereof; and,

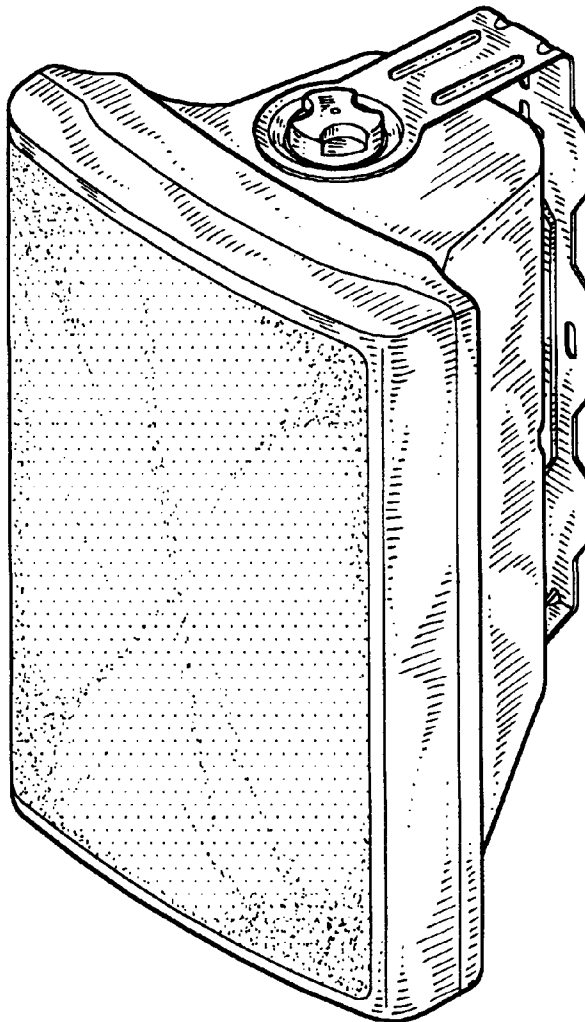
FIG. 7 is a bottom plan view thereof.

[56] **References Cited**

U.S. PATENT DOCUMENTS

D. 242,474 11/1976 Croup D14/211

1 Claim, 4 Drawing Sheets



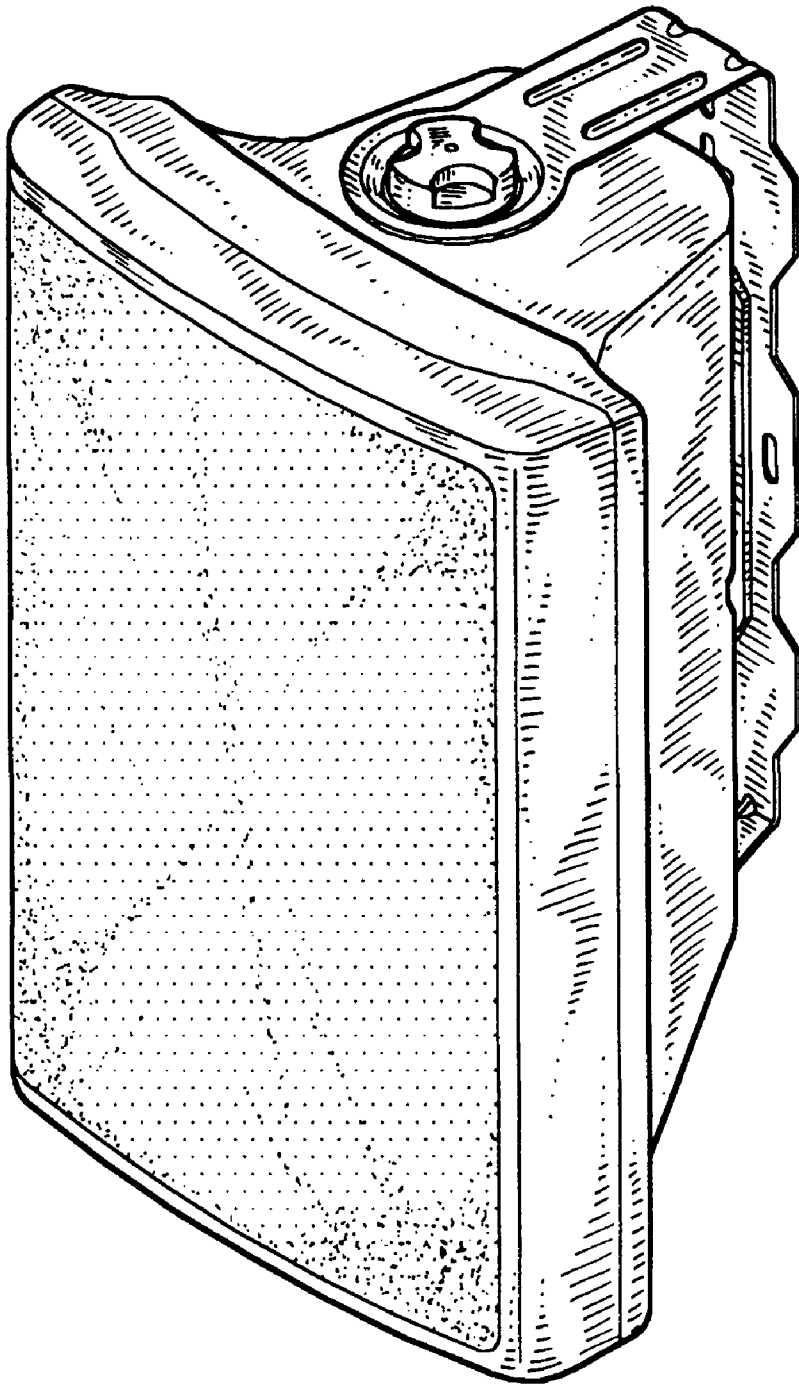


FIG. 1




FIG. 2

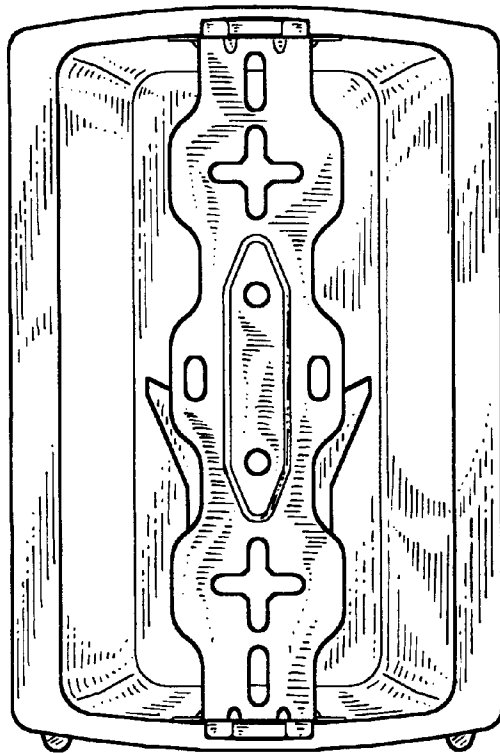


FIG. 3

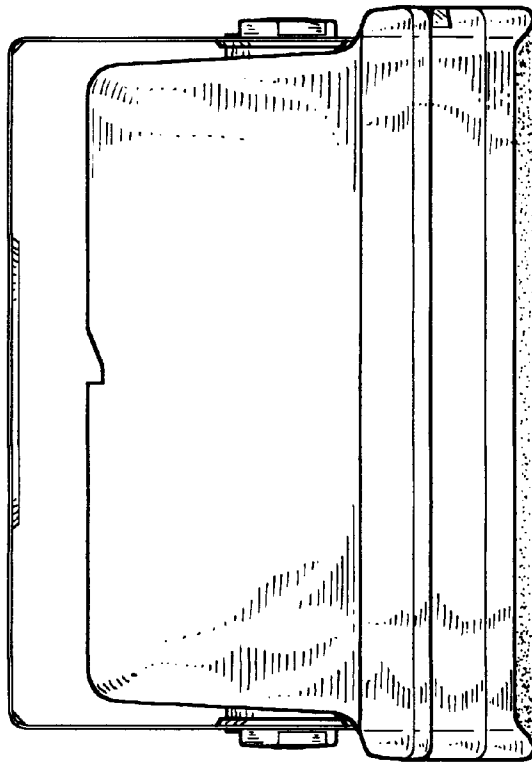


FIG. 5

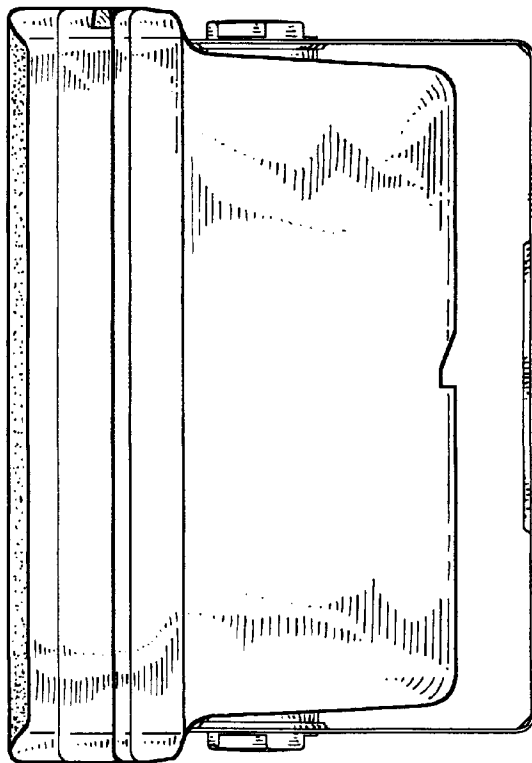


FIG. 4

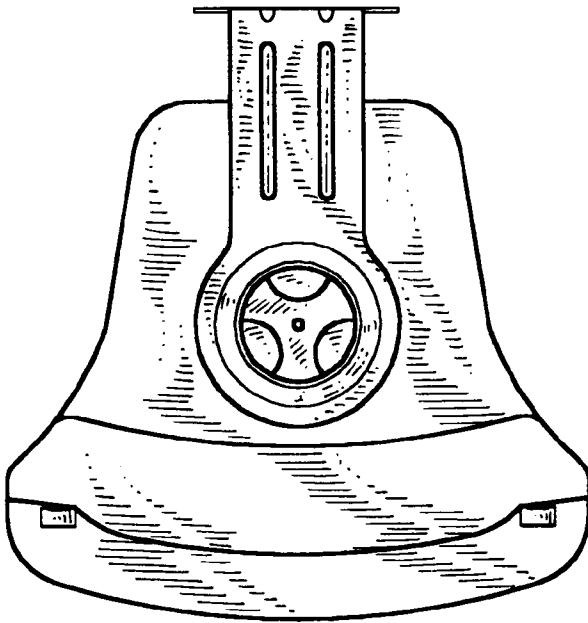


FIG. 7

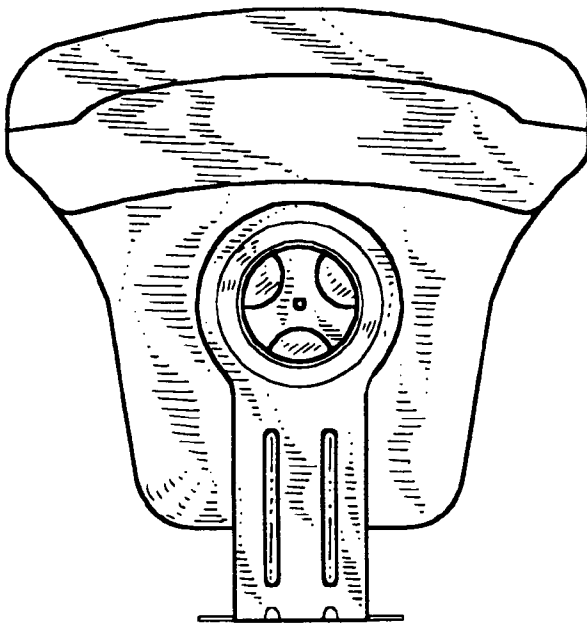


FIG. 6