



US00D942641S

(12) **United States Design Patent** (10) **Patent No.:** **US D942,641 S**
Reavis, Jr. et al. (45) **Date of Patent:** **** Feb. 1, 2022**

(54) **ANALYZING INSTRUMENT**
(71) Applicant: **Siemens Healthcare Diagnostics Inc.,**
Tarrytown, NY (US)
(72) Inventors: **Philip Reavis, Jr.,** Somerville, MA
(US); **William Chura,** Newton, MA
(US); **Prabhu Ramachandran,**
Newton, MA (US)
(73) Assignee: **Siemens Healthcare Diagnostics Inc.,**
Tarrytown, NY (US)
(**) Term: **15 Years**
(21) Appl. No.: **29/762,868**
(22) Filed: **Dec. 18, 2020**

D629,907 S 12/2010 Boessneck et al.
D647,209 S 10/2011 Müller et al.
D665,917 S 8/2012 TerMaat et al.
D729,661 S 5/2015 Dickinson
D759,519 S 6/2016 Apotheloz
D843,005 S 3/2019 Kobeli et al.
D848,020 S 5/2019 Kobeli et al.
D889,668 S * 7/2020 Chiu D24/185
D895,841 S * 9/2020 Mathers D24/232
D908,893 S * 1/2021 Xia D24/186
D908,911 S * 1/2021 Reavis, Jr. D24/216
D922,588 S * 6/2021 Long D24/186
2011/0256551 A1* 10/2011 Linder B01L 3/50273
435/7.1
2016/0018426 A1 1/2016 Moriya et al.
2016/0030613 A1 2/2016 Paul et al.

* cited by examiner

Primary Examiner — Anhdao Doan

Related U.S. Application Data

(62) Division of application No. 29/692,063, filed on May
22, 2019, now Pat. No. Des. 908,911.
(51) **LOC (13) Cl.** **24-01**
(52) **U.S. Cl.**
USPC **D24/216**
(58) **Field of Classification Search**
USPC D24/107, 169, 186, 216, 219, 231, 232;
D10/81
CPC G01N 2035/00306; G01N 2035/00326;
G01N 2035/00336; G01N 2030/027;
G01N 21/76; G01N 33/50; G01N 35/025
See application file for complete search history.

(57) **CLAIM**

The ornamental design for an analyzing instrument, as
shown and described.

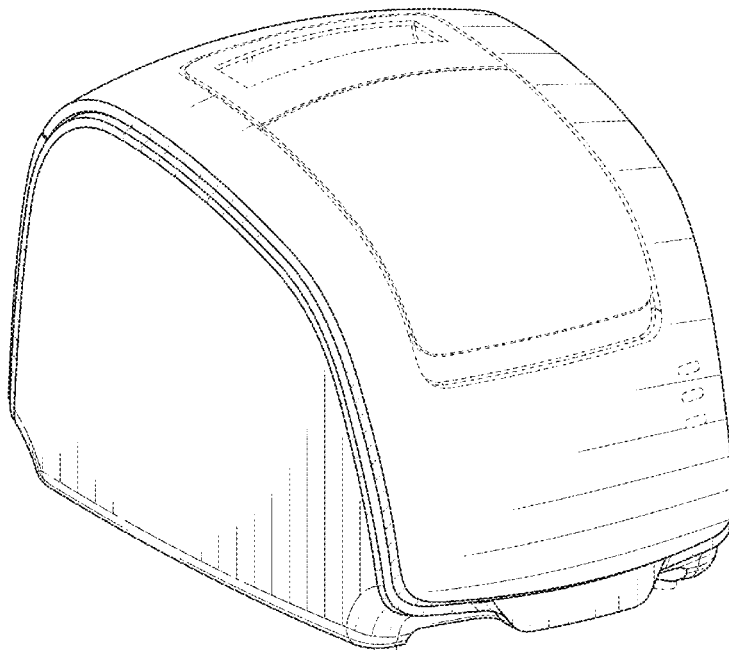
DESCRIPTION

FIG. 1 is a front perspective view of an analyzing instru-
ment.
FIG. 2 is a front elevational view thereof.
FIG. 3 is a rear elevational view thereof.
FIG. 4 is a left side elevational view thereof.
FIG. 5 is a right side elevational view thereof.
FIG. 6 is a top plan view thereof; and,
FIG. 7 is a bottom plan view thereof.
The broken lines depict portions of the analyzing instrument
that form no part of the claimed design; the broken lines and
the unshaded surfaces form no part of the claimed design.

(56) **References Cited**
U.S. PATENT DOCUMENTS

D609,350 S 2/2010 Hickey et al.
D617,461 S 6/2010 Kaushal et al.

1 Claim, 5 Drawing Sheets



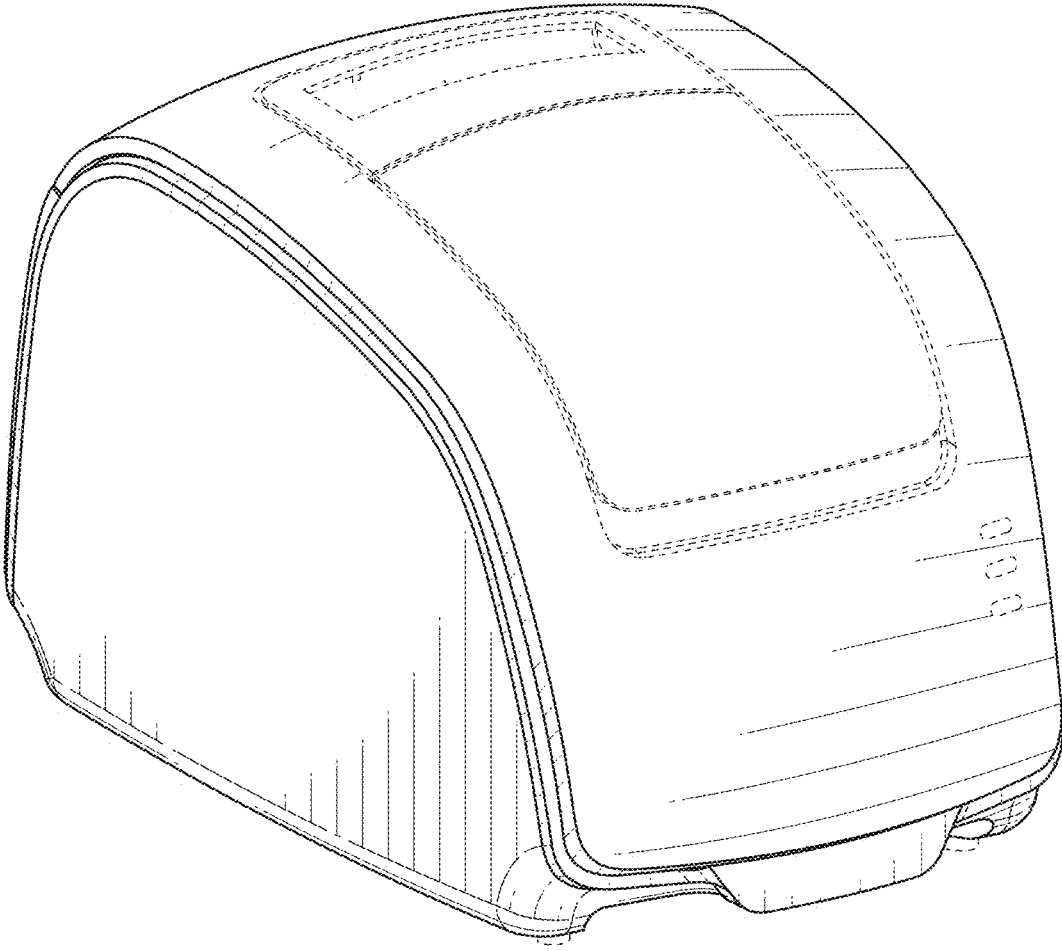


FIG. 1

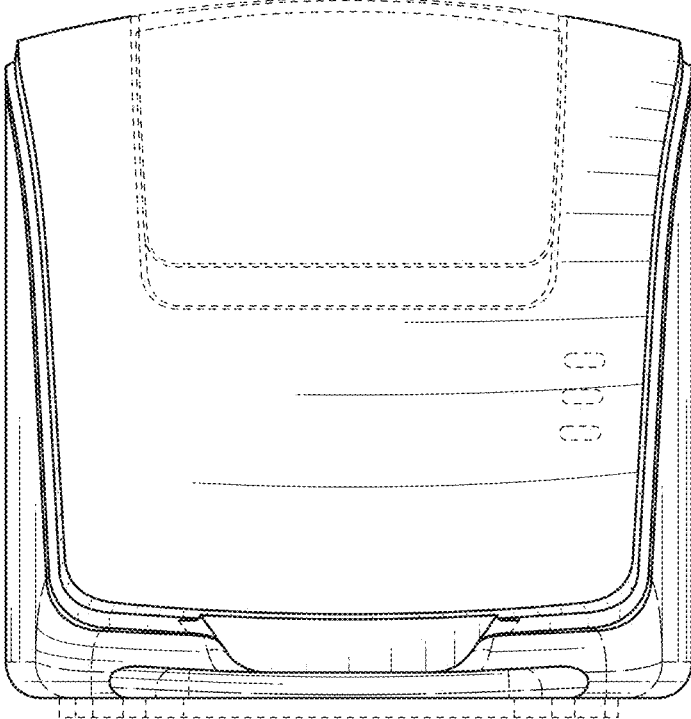


FIG. 2

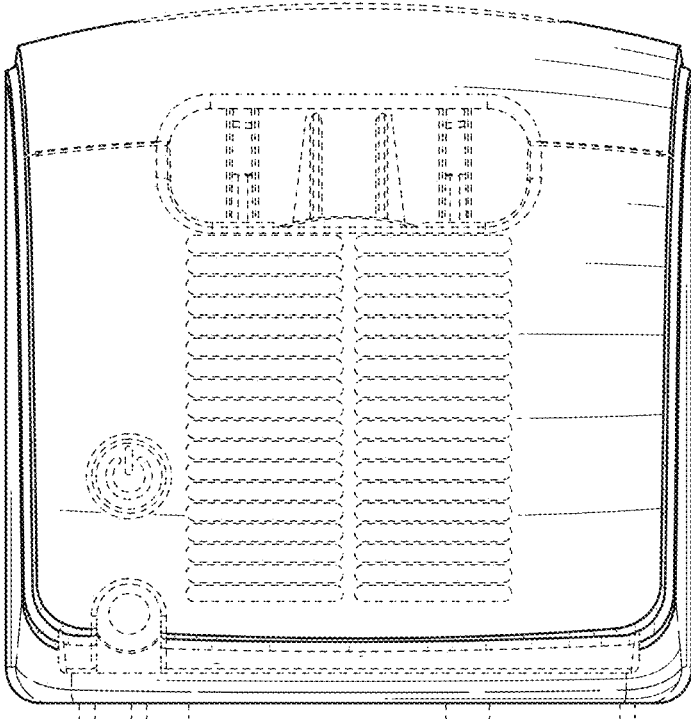


FIG. 3

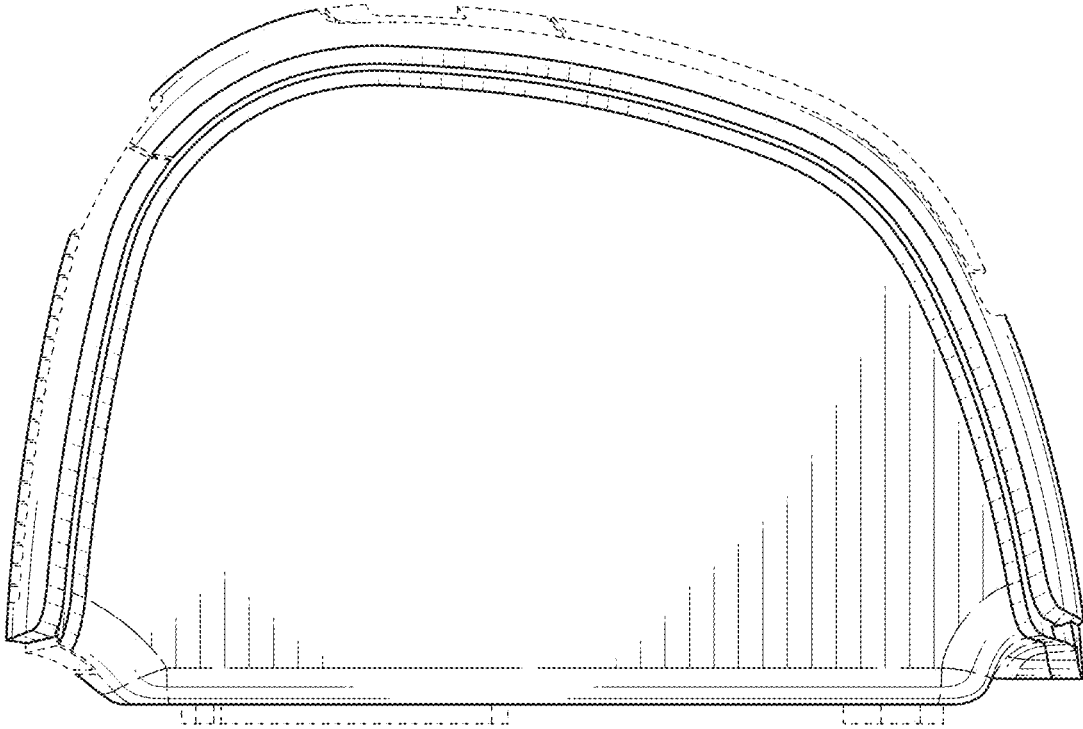


FIG. 4

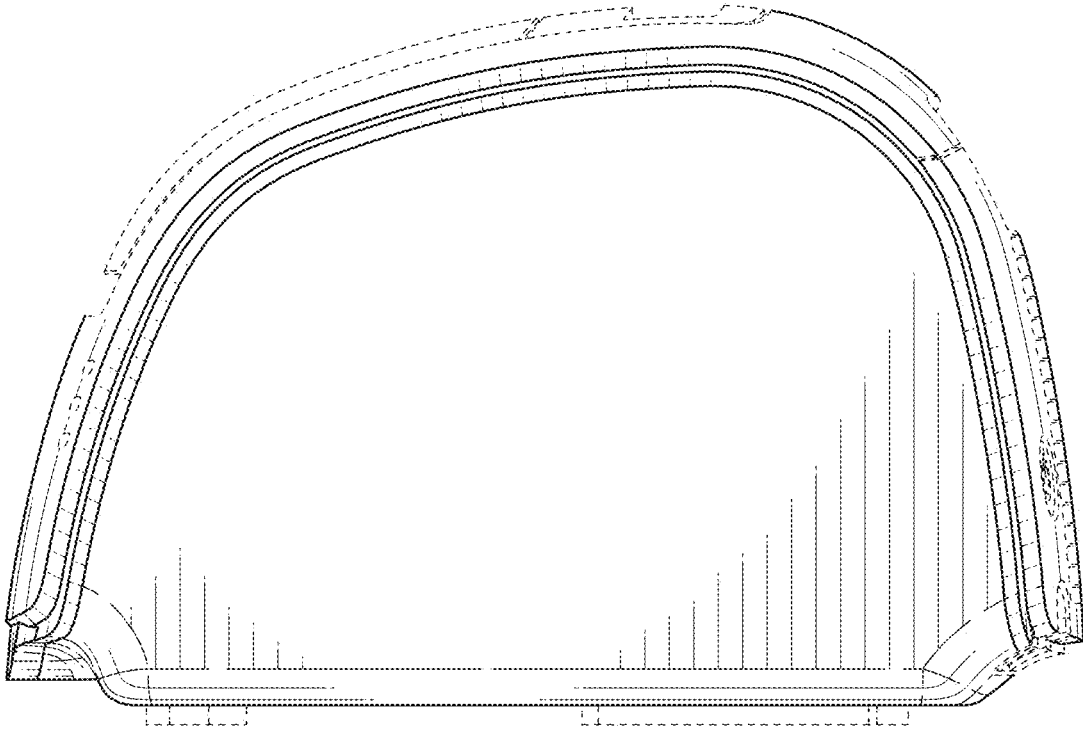


FIG. 5

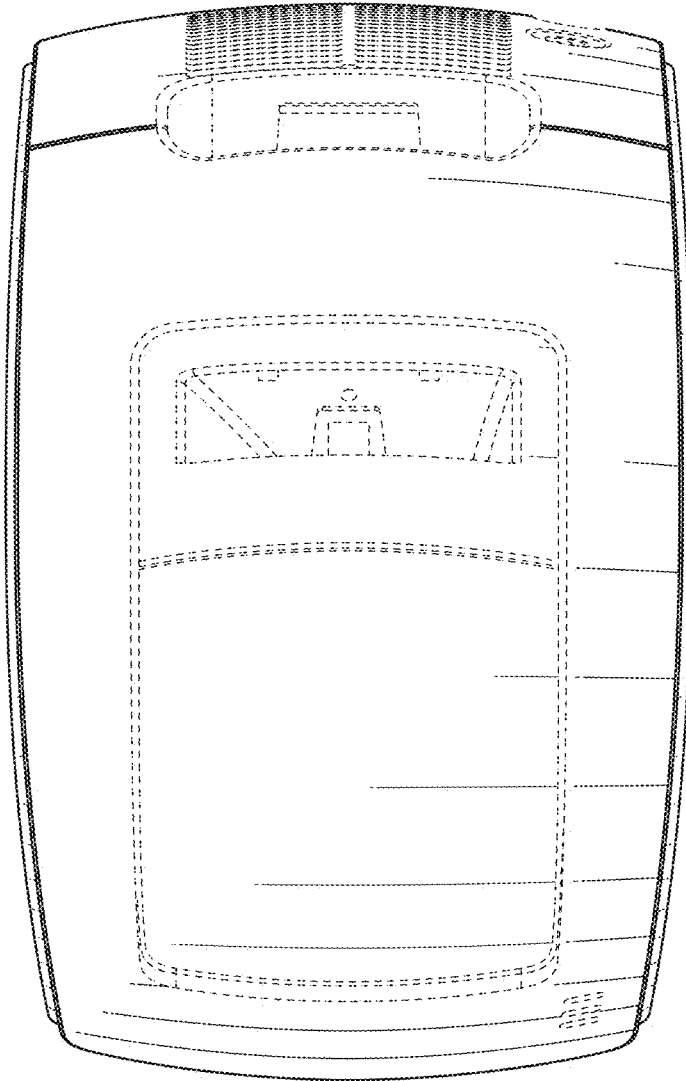


FIG. 6

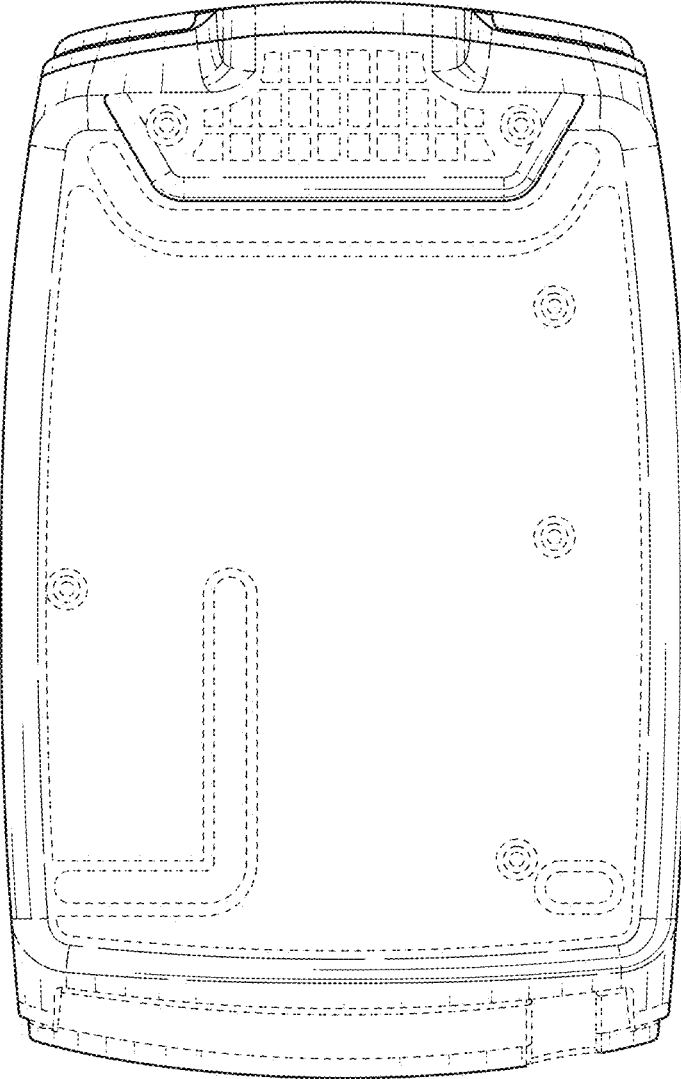


FIG. 7