

[54] COMBINED KEY HOLDER AND FLASHLIGHT

D. 273,049 3/1984 Lam et al. D26/38
D. 308,759 6/1990 Lui D3/63

[75] Inventor: Kevin S. Garrity, Madison, Conn.

Primary Examiner—A. Hugo Word

[73] Assignee: Garrity Industries, Inc., Madison, Conn.

Assistant Examiner—R. T. Seifert

Attorney, Agent, or Firm—Fitzpatrick, Cella, Harper & Scinto

[**] Term: 14 Years

[57] CLAIM

[21] Appl. No.: 390,342

The ornamental design for a combined key holder and flashlight, as shown and described.

[22] Filed: Aug. 7, 1989

[52] U.S. Cl. D3/63; D26/37

DESCRIPTION

[58] Field of Search D3/61-65; D26/37, 38, 51, 56; 70/456 R, 456 B, 457-461

FIG. 1 is a perspective view of a combined key holder and flashlight showing my new design;

FIG. 2 is a top plan view thereof;

FIG. 3 is a front elevational view;

FIG. 4 is a right side elevational view thereof;

FIG. 5 is a left side elevational view thereof;


FIG. 6 is a rear elevational view; and

FIG. 7 is a bottom plan view thereof.

[56] References Cited

U.S. PATENT DOCUMENTS

D. 47,870 9/1915 Koretzky D26/38
D. 217,065 3/1970 Gugelot et al. D26/37
D. 222,500 10/1971 Gugelot et al. D26/37



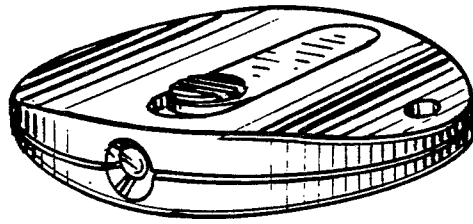


Fig. 1.

Fig. 2.

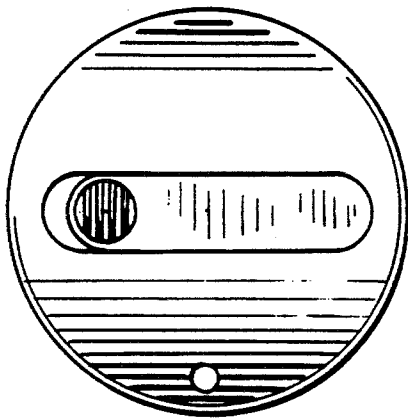


Fig. 7.

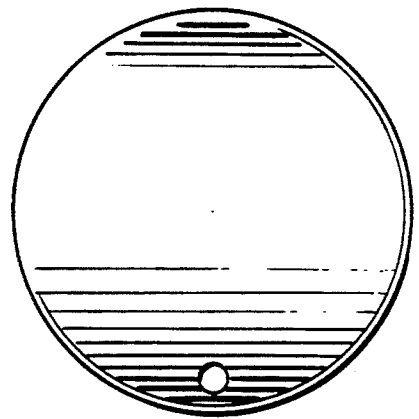


Fig. 3.

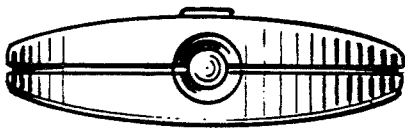


Fig. 6.

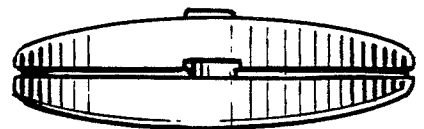


Fig. 4.

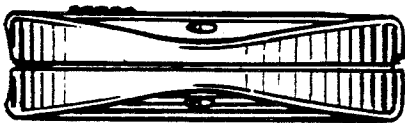


Fig. 5.

