



US00D347533S

United States Patent [19]
Lambert

[11] **Patent Number: Des. 347,533**
[45] **Date of Patent: ** Jun. 7, 1994**

[54] **LEG SUPPORT FOR WHEELCHAIR OCCUPANTS**

[76] **Inventor: Stanley R. Lambert, 22319 Mossy Oaks Rd., Spring, Tex. 77389**

[**] **Term: 14 Years**

[21] **Appl. No.: 5,582**

[22] **Filed: Mar. 5, 1993**

Related U.S. Application Data

- [62] Division of Ser. No. 680,270, Apr. 4, 1991, Pat. No. Des. 340,594.
- [52] U.S. Cl. **D6/491; D6/406; D6/485; D24/190**
- [58] **Field of Search** **D6/491, 495, 480, 484, D6/485, 406; 108/43, 49; 297/466, 464; 128/869, 882, 846; D8/354, 356; 24/546, 563, 3 J, 543, 67.9; D25/119; D24/190, 192**

[56] **References Cited**

U.S. PATENT DOCUMENTS

- D. 244,748 6/1977 Canterbury D8/354 X
- D. 303,190 9/1989 Suttles D6/491
- 1,806,601 5/1931 Alexander 128/882 X
- 1,845,338 2/1932 Querna 128/882

OTHER PUBLICATIONS

Studio Specialists Ltd., Innovations '87 Box p. 2 center right.

Grammes Cat. #66 ©1941—p. 32 far bottom right corner Bottle Clip No. 5514.

Primary Examiner—Nelson C. Holtje

Assistant Examiner—J. E. Seeger

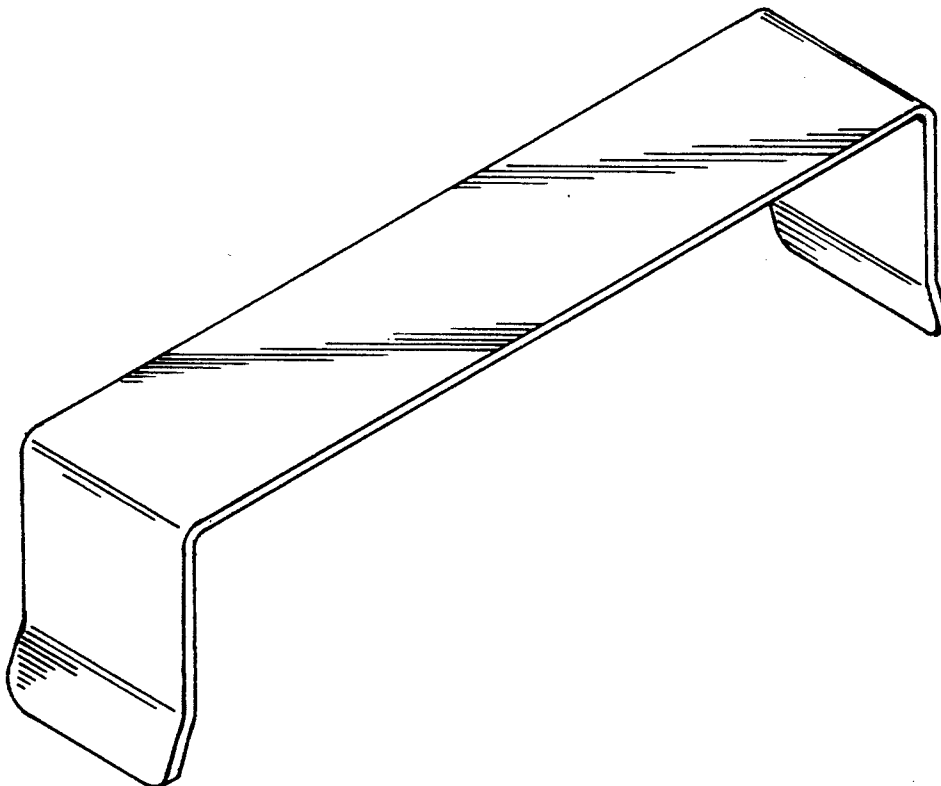
Attorney, Agent, or Firm—Kenneth A. Roddy

[57] **CLAIM**

The ornamental design for a leg support for wheelchair occupants, as shown and described.

DESCRIPTION

FIG. 1 is a top perspective view of a leg support for wheelchair occupants, showing my new design; and, FIG. 2 is a bottom perspective view thereof.



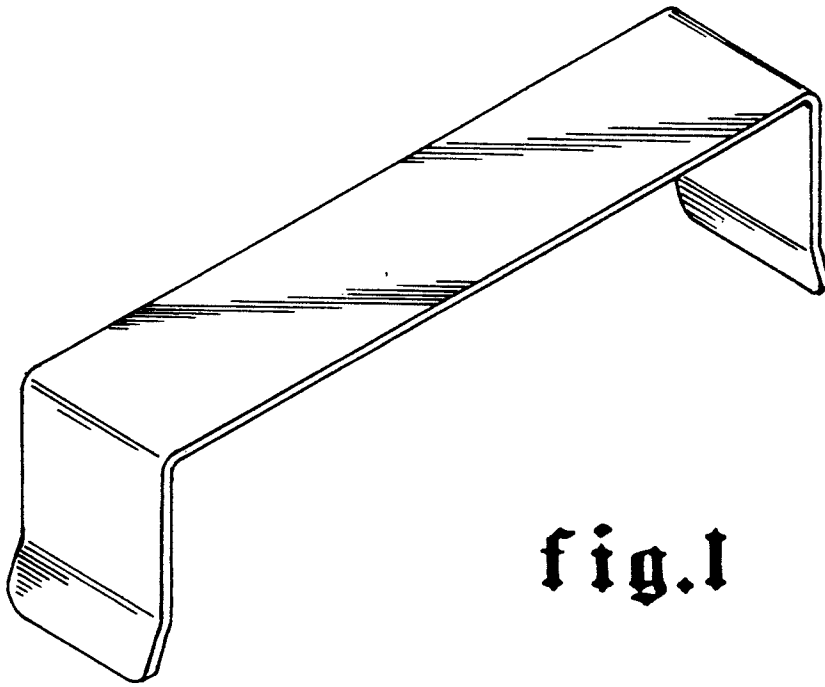


fig.1

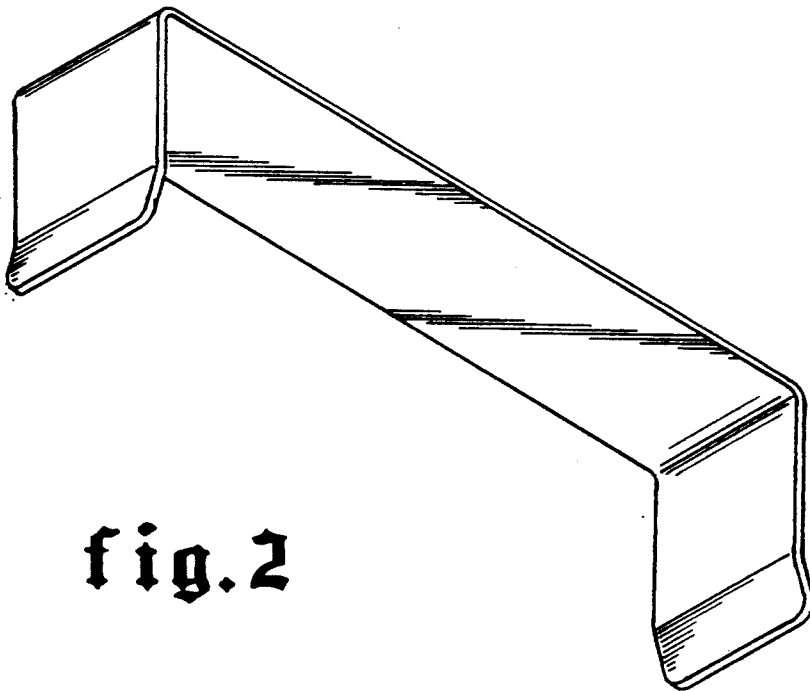


fig.2