



US00D434631S

# United States Patent [19] Lum

[11] Patent Number: Des. 434,631

[45] Date of Patent: \*\* Dec. 5, 2000

[54] FOLDING KNIFE 5,689,890 11/1997 Glesser ..... 81/177.1

[75] Inventor: Robert W. Lum, Eugene, Oreg.

[73] Assignee: Spyderco, Inc., Golden, Colo.

[\*\*] Term: 14 Years

[21] Appl. No.: 29/092,729

[22] Filed: Aug. 26, 1998

[51] LOC (7) Cl. .... 08-03

[52] U.S. Cl. .... D8/99

[58] Field of Search ..... D8/98, 99, 105,  
D8/107; 30/151, 152, 153, 154, 155, 156,  
157, 158, 159, 160, 161, 162; D22/118

[56] **References Cited**

**U.S. PATENT DOCUMENTS**

D. 224,388	7/1972	Wood	.....	D8/3
D. 344,006	2/1994	Glesser	.....	D8/99
D. 349,837	8/1994	Glesser	.....	D8/20
D. 382,189	8/1997	Viele	.....	D8/99
D. 382,459	8/1997	Khalsa	.....	D8/99
D. 384,871	10/1997	McWillis	.....	D8/99
D. 387,966	12/1997	Horn	.....	D8/99
D. 389,718	1/1998	Wegner	.....	D8/99
5,511,310	4/1996	Sessions et al.	.....	30/155

**OTHER PUBLICATIONS**

Iron Stone, Golden, Colo., Fall/Winter 1995–1996, pp. 7, 11 and 13.

Primary Examiner—Philip S. Hyder  
Attorney, Agent, or Firm—Sheridan Ross P.C.

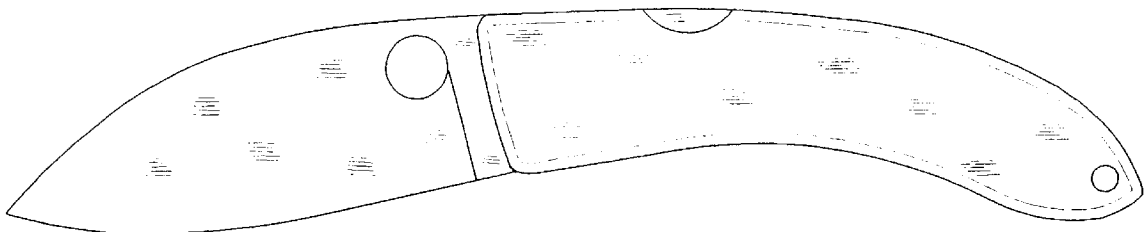
[57] **CLAIM**

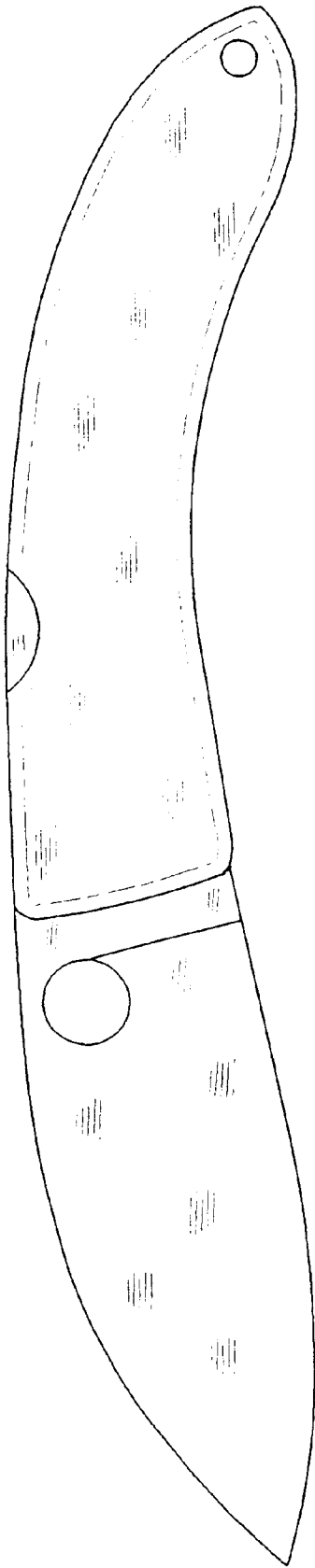
The ornamental design for a folding knife, as shown and described.

**DESCRIPTION**

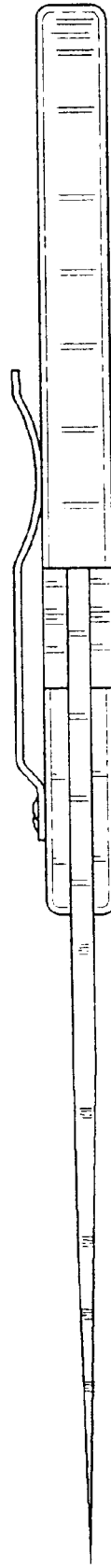
FIG. 1 is a front elevation view of a folding knife, showing my new design;  
FIG. 2 is a top plan view of the folding knife illustrated in FIG. 1;  
FIG. 3 is a rear elevation view of the folding knife illustrated in FIG. 1;  
FIG. 4 is a bottom plan view of the folding knife illustrated in FIG. 1;  
FIG. 5 is a left end view of the folding knife illustrated in FIG. 1; and,  
FIG. 6 is a right end view of the folding knife illustrated in FIG. 1.

**1 Claim, 3 Drawing Sheets**

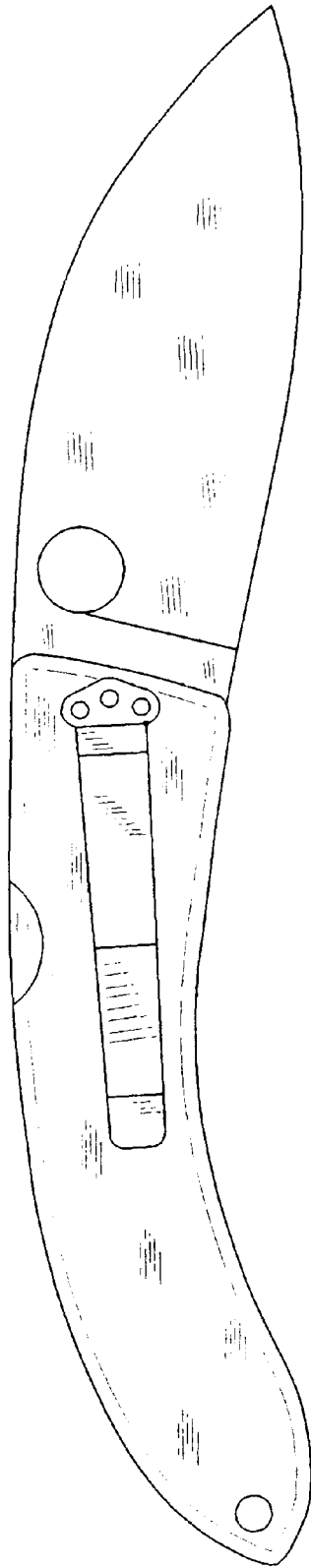




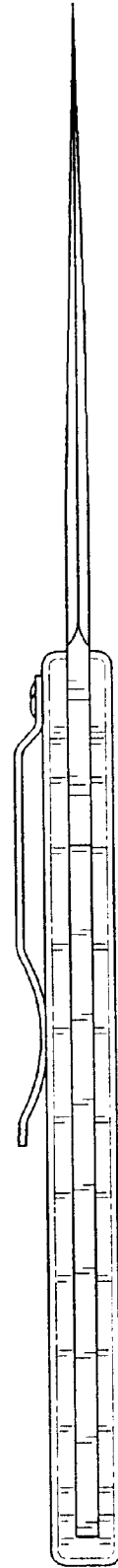
*Fig. 1*



*Fig. 2*



*Fig. 3*



*Fig. 4*

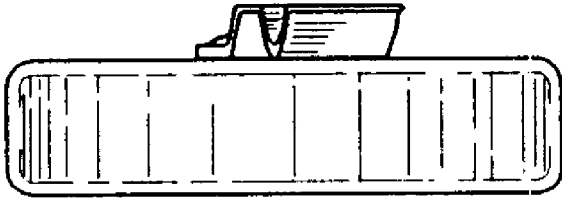


Fig. 6

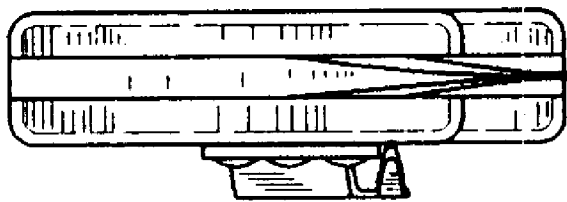


Fig. 5