



US00D788236S

(12) **United States Design Patent**  
**Bishop**

(10) **Patent No.:** **US D788,236 S**

(45) **Date of Patent:** **\*\* May 30, 2017**

(54) **GOLF CLUB**

(71) Applicant: **Michael Bishop**, Findlay, OH (US)

(72) Inventor: **Michael Bishop**, Findlay, OH (US)

(\*\*) Term: **15 Years**

(21) Appl. No.: **29/562,017**

(22) Filed: **Apr. 21, 2016**

(51) **LOC (10) Cl.** ..... **21-02**

(52) **U.S. Cl.**  
USPC ..... **D21/747**

(58) **Field of Classification Search**  
USPC ..... D21/747-751, 759  
CPC ..... A63B 53/00; A63B 53/04; A63B 53/047;  
A63B 53/0475; A63B 53/0445; A63B  
2053/0479

See application file for complete search history.

(56) **References Cited**

**U.S. PATENT DOCUMENTS**

D464,387 S *	10/2002	Rollinson	.....	D21/748
D464,693 S *	10/2002	Rollinson	.....	D21/748
D474,822 S *	5/2003	Cleveland	.....	D21/747
D496,419 S *	9/2004	Lang	.....	D21/747
D498,277 S *	11/2004	Lang	.....	D21/747
D501,237 S *	1/2005	Madore	.....	D21/759
D512,757 S *	12/2005	Cleveland	.....	D21/747
D529,114 S *	9/2006	Madore	.....	D21/759
D529,970 S *	10/2006	Madore	.....	D21/744
D532,848 S *	11/2006	Cleveland	.....	D21/747
D533,245 S *	12/2006	Cleveland	.....	D21/747

D537,894 S *	3/2007	Cleveland	.....	D21/747
D544,055 S *	6/2007	Wieland	.....	D21/747
D545,386 S *	6/2007	Nguyen	.....	D21/747
D556,278 S *	11/2007	Mahaffey	.....	D21/747
D563,497 S *	3/2008	Mahaffey	.....	D21/747
D622,336 S *	8/2010	Kohno	.....	D21/747
D754,269 S *	4/2016	Stokke	.....	D21/747
D754,806 S *	4/2016	Bacon	.....	D21/747
D777,854 S *	1/2017	Bacon	.....	D21/748

\* cited by examiner

*Primary Examiner* — Mitchell Siegel

(74) *Attorney, Agent, or Firm* — Vorys, Sater, Seymour and Pease, LLP; Rex W. Miller, II

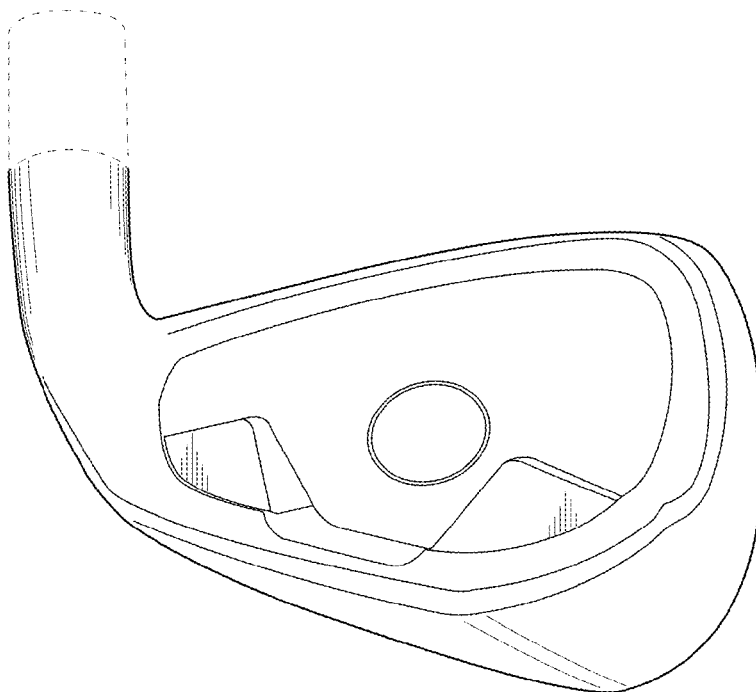
(57) **CLAIM**

The ornamental design for a golf club, as shown and described.

**DESCRIPTION**

FIG. 1 is a front perspective view thereof;  
FIG. 2 is a back perspective view thereof;  
FIG. 3 is a front view thereof;  
FIG. 4 is a back view thereof;  
FIG. 5 is a left side view thereof;  
FIG. 6 is a right side view thereof;  
FIG. 7 is a top view thereof; and,  
FIG. 8 is a bottom view thereof.  
The broken lines shown are environmental only and form no part of the claimed design.

**1 Claim, 4 Drawing Sheets**



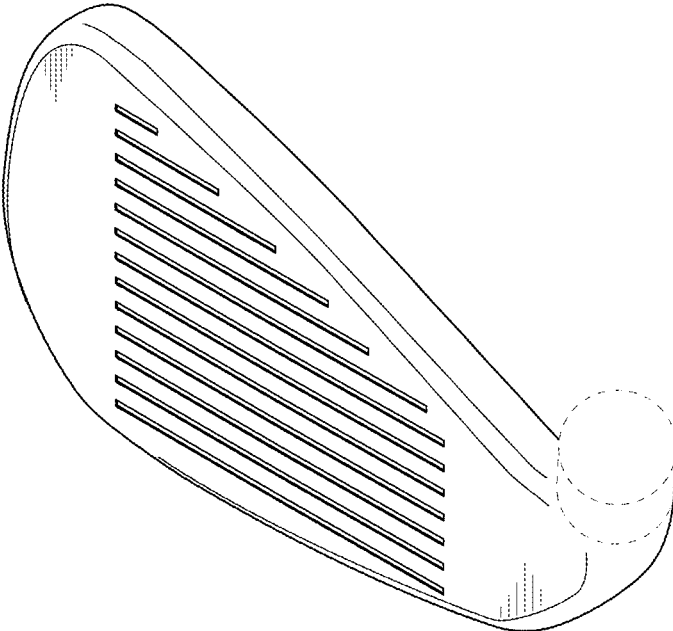


FIG. 1

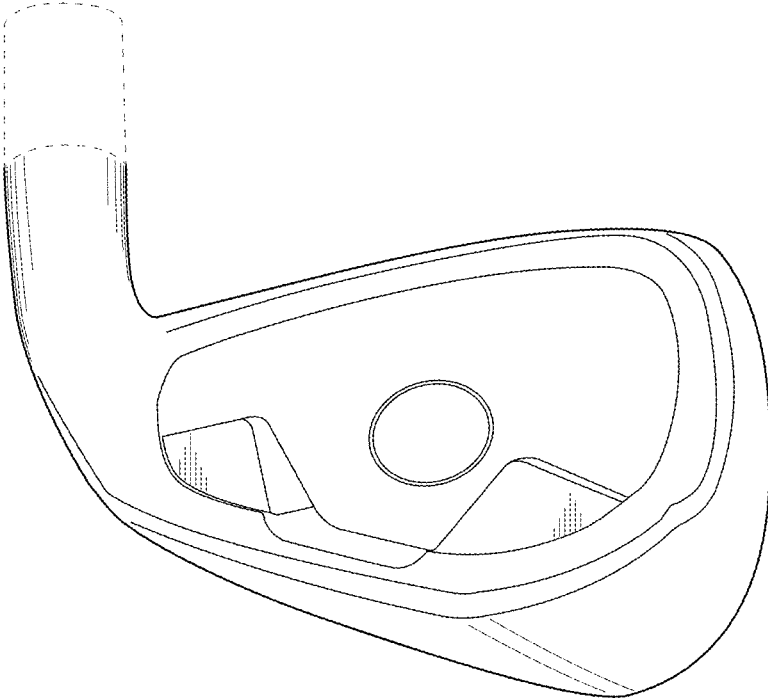


FIG. 2

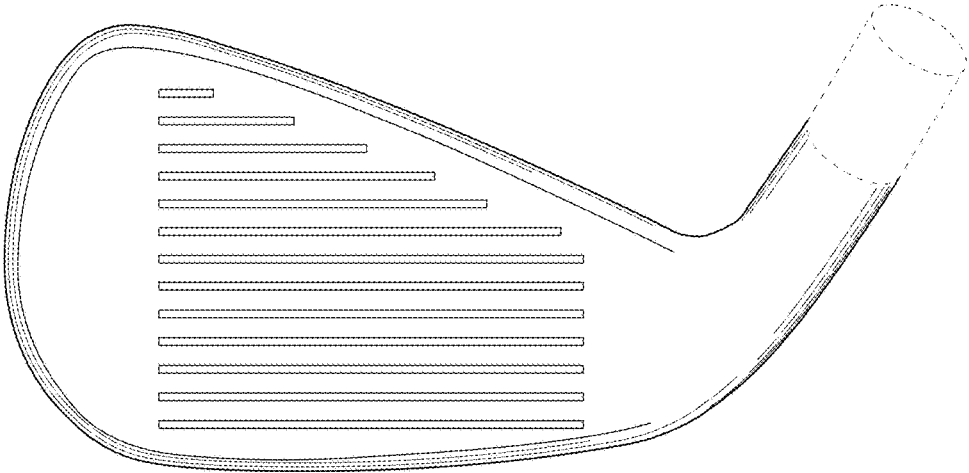


FIG. 3

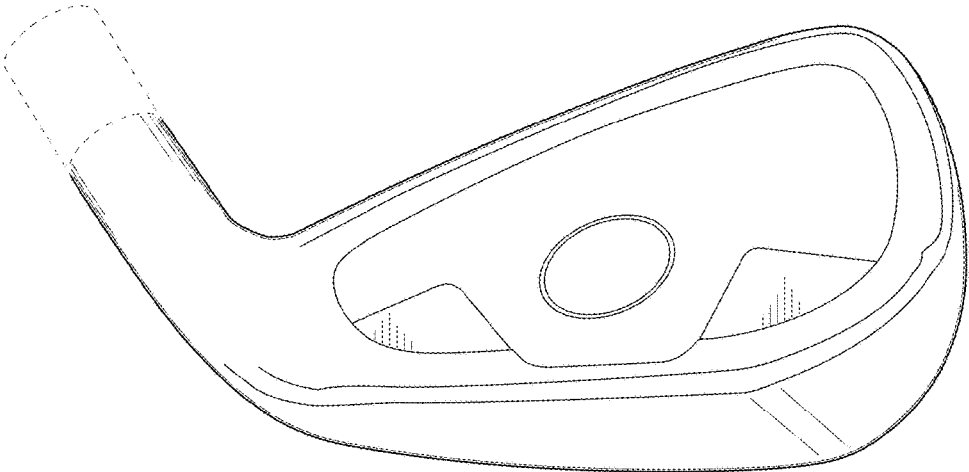


FIG. 4

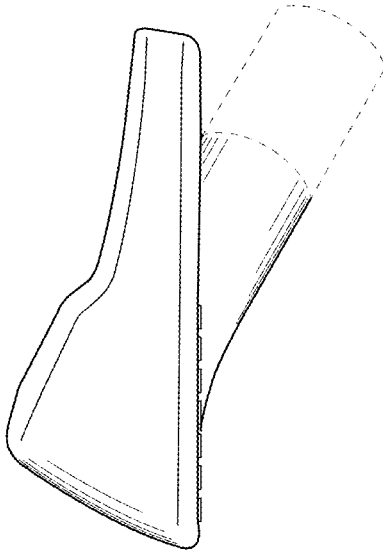


FIG. 5

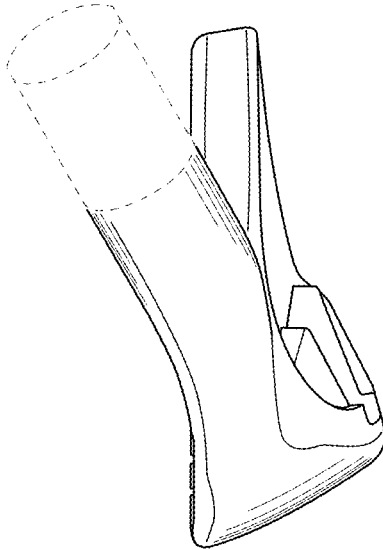


FIG. 6

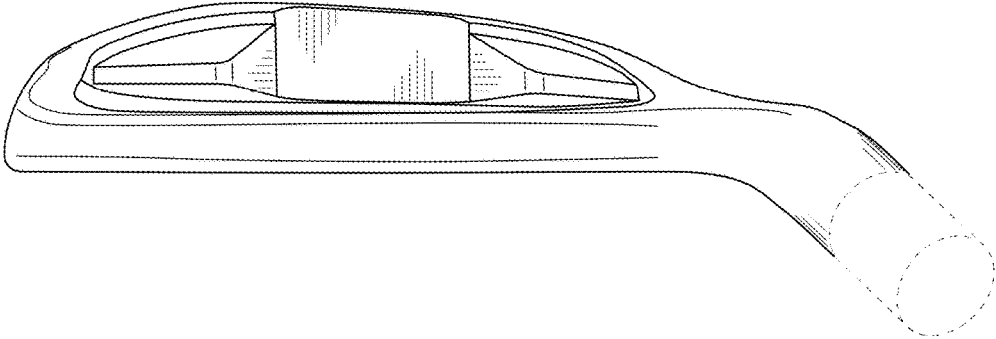


FIG. 7

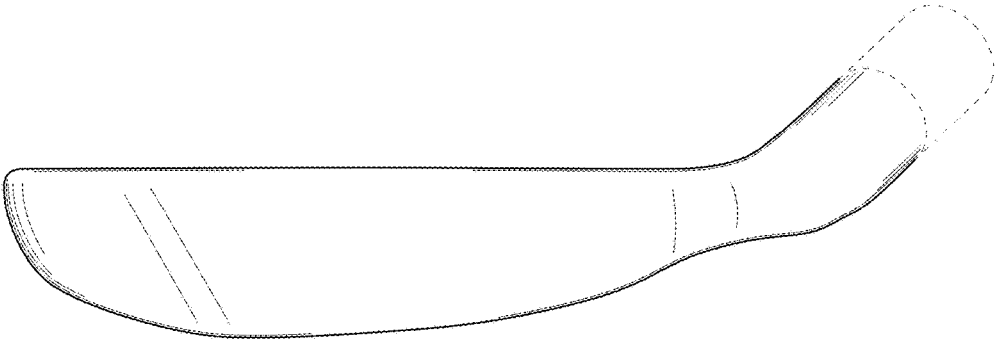


FIG. 8