



US00D662079S

(12) **United States Design Patent**
Fahrendorff et al.

(10) **Patent No.:** **US D662,079 S**

(45) **Date of Patent:** **** *Jun. 19, 2012**

(54) **HEADSET**

(75) Inventors: **Anders Fahrendorff**, Ottawa (CA); **Ian James Murchison**, Toronto (CA)

(73) Assignee: **Research In Motion Limited**, Waterloo, Ontario (CA)

(*) Notice: This patent is subject to a terminal disclaimer.

(**) Term: **14 Years**

(21) Appl. No.: **29/394,427**

(22) Filed: **Jun. 16, 2011**

(51) **LOC (9) Cl.** **14-01**

(52) **U.S. Cl.** **D14/205**

(58) **Field of Classification Search** D14/205,
D14/206, 223; 181/129, 130, 135; 379/430,
379/420.01; D13/154, 168; 24/3.1, 3.12;
455/90.3, 575.1

See application file for complete search history.

(56) **References Cited**

U.S. PATENT DOCUMENTS

3,821,647	A *	6/1974	Minasian	455/269
4,646,872	A *	3/1987	Kamon et al.	181/129
4,893,344	A *	1/1990	Tragardh et al.	381/381
D311,007	S *	10/1990	Daido	D14/205
D318,670	S *	7/1991	Taniguchi	D14/205
5,247,293	A *	9/1993	Nakagawa	340/4.42
6,122,369	A *	9/2000	Hwang et al.	379/420.04
6,198,821	B1 *	3/2001	Yang	379/420.04
D511,157	S *	11/2005	Johnson	D14/223
D558,735	S *	1/2008	Carr et al.	D14/206

D567,185	S *	4/2008	Mayo et al.	D13/158
D568,291	S *	5/2008	Andre et al.	D14/205
D569,841	S *	5/2008	Chung et al.	D14/205
D578,508	S *	10/2008	Wang	D14/206
D582,389	S *	12/2008	Bose et al.	D14/205
D582,889	S *	12/2008	Bose et al.	D14/205
D589,491	S *	3/2009	Andre et al.	D14/205
D590,371	S *	4/2009	Leinvuo	D14/205
D591,264	S *	4/2009	Hong et al.	D14/205
D595,690	S *	7/2009	Fullerton	D14/205
D599,778	S *	9/2009	Ando	D14/205
D599,779	S *	9/2009	Ando	D14/205
D636,756	S *	4/2011	Fahrendorff et al.	D14/205
D637,998	S *	5/2011	Brunner et al.	D14/205
D643,414	S *	8/2011	Lee et al.	D14/223

* cited by examiner

Primary Examiner — Paula Greene

(57) **CLAIM**

We claim the ornamental design for a headset, as shown and described.

DESCRIPTION

FIG. 1 is a front perspective view of a headset showing our new design, the cord is drawn broken away for indeterminate length;

FIG. 2 is a back perspective view of the headset;

FIG. 3 is a left elevational view thereof;

FIG. 4 is a right elevational view thereof;

FIG. 5 is a front elevational view thereof;

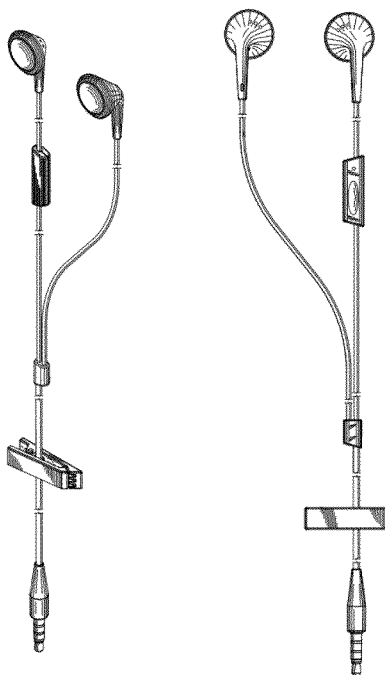
FIG. 6 is a back elevational view thereof;

FIG. 7 is a top plan view thereof; and,

FIG. 8 is a bottom plan view thereof.

The broken lines form no part of the claimed design.

1 Claim, 5 Drawing Sheets



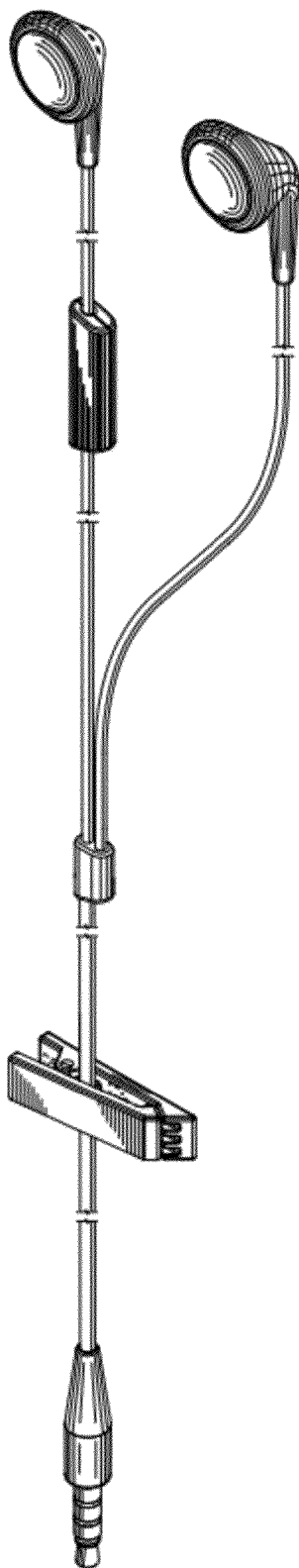


FIG. 1

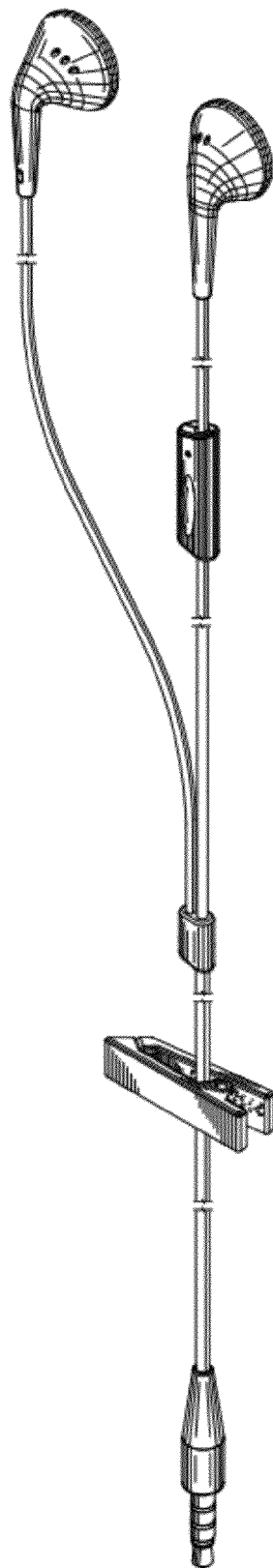


FIG. 2

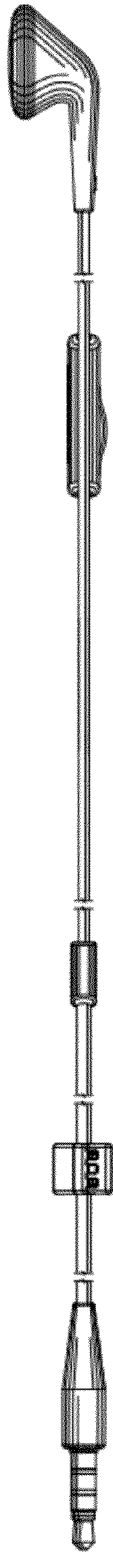


FIG.3




FIG.4

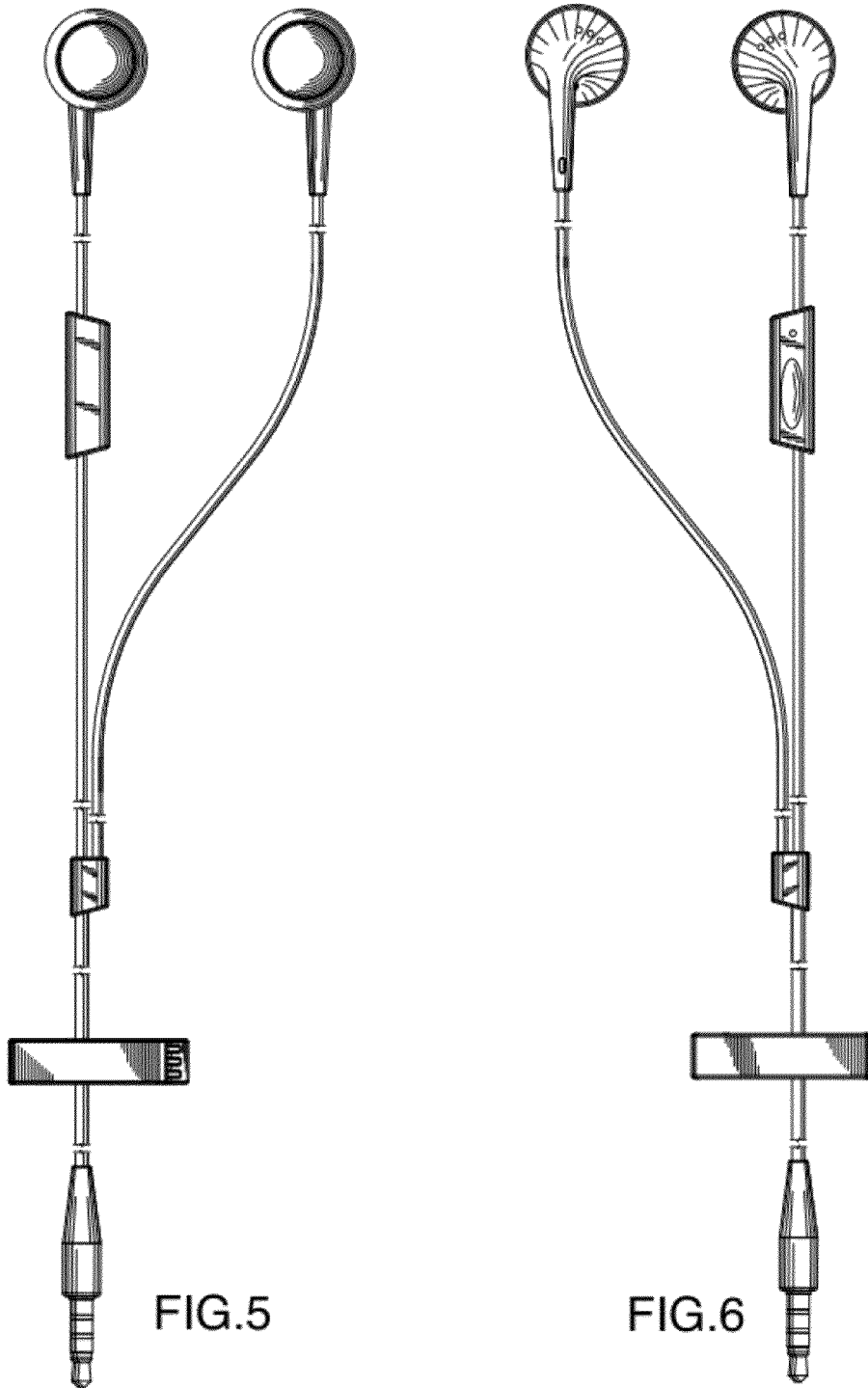


FIG.5

FIG.6

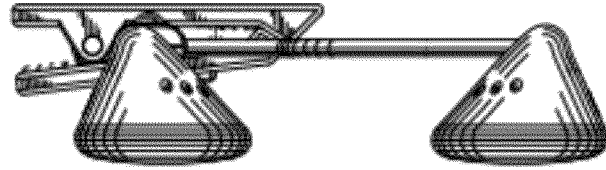


FIG. 7

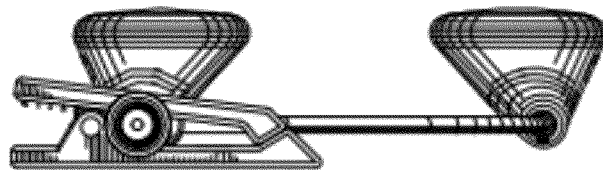


FIG. 8