



US00D435219S

# United States Patent [19]

[11] Patent Number: Des. 435,219

Williams et al.

[45] Date of Patent: \*\* Dec. 19, 2000

[54] BEVERAGE BOTTLE

[75] Inventors: **Keith Wayne Williams**, Hamilton, Canada; **Jim Warner**, Hoboken, N.J.

[73] Assignee: **PepsiCo., Inc.**, Purchase, N.Y.

[\*\*] Term: **14 Years**

[21] Appl. No.: **29/078,236**

[22] Filed: **Oct. 22, 1997**

[51] LOC (7) Cl. .... **09-01**

[52] U.S. Cl. .... **D9/538; D9/520; D9/552**

[58] Field of Search ..... **D9/520, 552, 538, D9/556; 215/371-375, 373, 382, 383, 384**

[56] **References Cited**

### U.S. PATENT DOCUMENTS

D. 48,480	1/1916	Zimmerman .	
D. 56,029	8/1920	Quigg .	
D. 63,968	2/1924	Sears .	
D. 69,462	2/1926	Sears .	
D. 70,025	4/1926	Miller .	
D. 74,068	12/1927	Mas .	
D. 101,483	10/1936	Mott .	
D. 167,208	7/1952	Hall .	
D. 178,917	10/1956	England .	
D. 179,507	1/1957	Barbiers .	
D. 185,557	6/1959	Mas .	
D. 190,835	7/1961	Fuerst .....	D9/552
D. 206,831	1/1967	Hodgman .	
D. 267,233	12/1982	Aoki .	
D. 305,984	2/1990	Alberghini et al. .	
D. 327,007	6/1992	Olds .	
D. 358,547	5/1995	Darr .	
D. 370,634	6/1996	Mero et al. .	
D. 374,176	10/1996	Sillince et al. .	
D. 383,677	9/1997	Darr .	
D. 386,088	11/1997	Satoh .....	D9/552

D. 387,284	12/1997	Briggs et al. ....	D9/552
D. 406,065	2/1999	Cheng .....	D9/552
5,160,059	11/1992	Collette et al. ....	215/375
5,409,750	4/1995	Hamada et al. ....	215/375
5,593,056	1/1997	Mero et al. .	
5,660,905	8/1997	Mero et al. ....	215/382
5,785,197	7/1998	Slat .....	215/375
5,858,300	1/1999	Shimizu et al. ....	215/371
5,906,286	5/1999	Matsuno et al. ....	215/375

Primary Examiner—Lucy Lieberman  
Attorney, Agent, or Firm—Scully, Scott, Murphy & Presser

### [57] CLAIM

The ornamental design for a beverage bottle, as shown and described.

### DESCRIPTION

FIG. 1 is a front elevation of a first embodiment of a beverage bottle showing our new design, the appearance of the first embodiment repeats five times around the central vertical axis except for the neck finish;

FIG. 2 is a top plan view of the beverage bottle shown in FIG. 1;

FIG. 3 is a front elevation of a second embodiment of the beverage bottle, the appearance of the second embodiment repeats five times around the central vertical axis except for the neck finish;

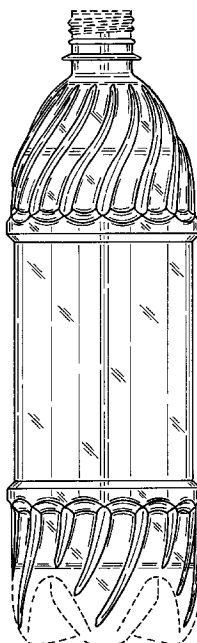
FIG. 4 is a top plan view of the beverage bottle shown in FIG. 3;

FIG. 5 is a front elevation of a third embodiment of the beverage bottle, the appearance of the third embodiment repeats five times around the central vertical axis except for the neck finish; and,

FIG. 6 is a top plan view of the beverage bottle shown in FIG. 5.

The broken lines in the drawings are for illustrative purposes only and do not form part of the claimed design.

1 Claim, 3 Drawing Sheets



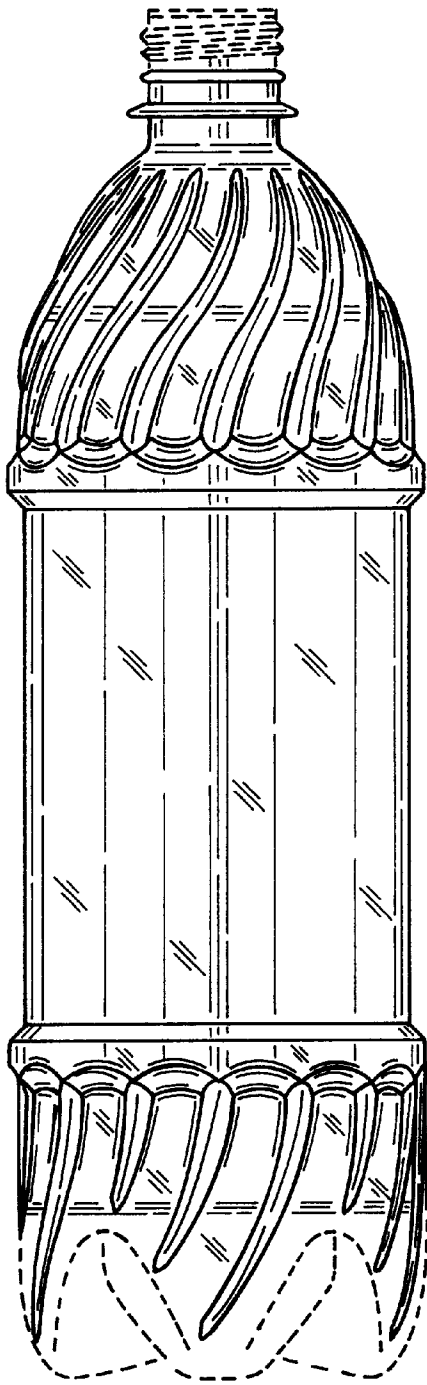


FIG. 1




FIG. 2

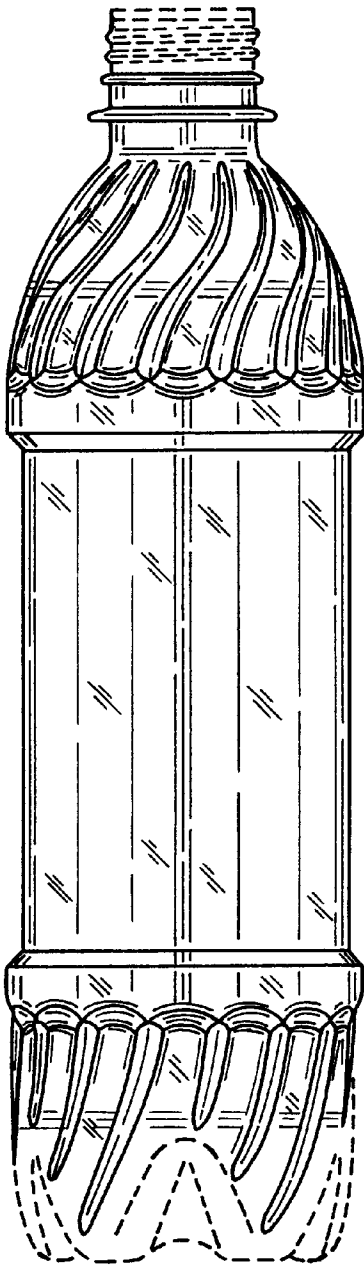


FIG. 3

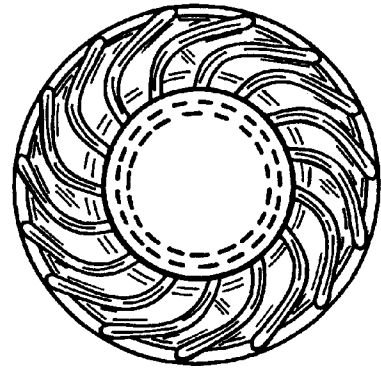


FIG. 4

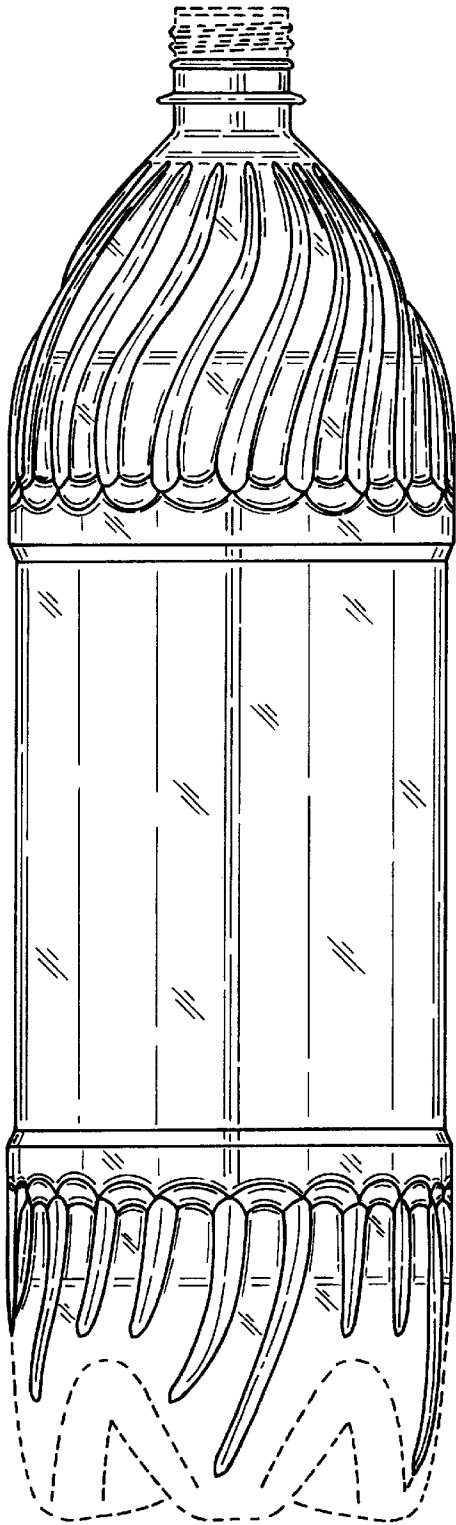


FIG. 5

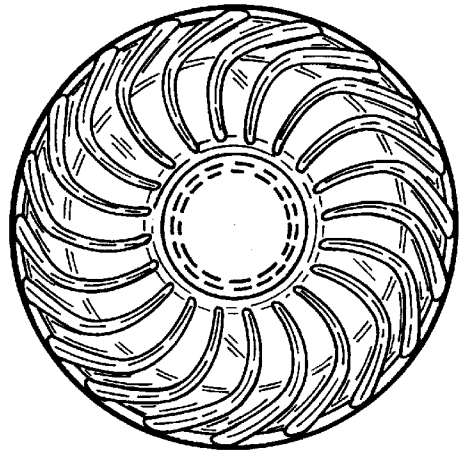


FIG. 6