



US00D358913S

# United States Patent [19]

[11] Patent Number: **Des. 358,913**

Sugiyama et al.

[45] Date of Patent: **\*\* May 30, 1995**

[54] **VACUUM CLEANER**

[75] Inventors: **Masakazu Sugiyama, Nara; Masahiro Nakamura; Nobuhiro Fujii**, both of Osaka, all of Japan

[73] Assignee: **Sharp Kabushiki Kaisha, Osaka, Japan**

[\*\*] Term: **14 Years**

[21] Appl. No.: **18,324**

[22] Filed: **Feb. 3, 1994**

### [30] Foreign Application Priority Data

Aug. 3, 1993 [JP] Japan ..... 5-23851

[52] U.S. Cl. .... **D32/22**

[58] Field of Search ..... **D32/21-22, D32/31, 34; 15/320-321, 323, 328, 347, 350-353, 361, 335**

### [56] References Cited

#### U.S. PATENT DOCUMENTS

- D. 263,235 3/1982 Akita ..... D32/22
- D. 305,168 12/1989 Kroll ..... D32/22
- D. 314,072 1/1991 Shinozaki et al. .... D32/22

- D. 314,847 2/1991 Shouji et al. .... D32/22
- D. 325,657 4/1992 Brewin ..... D32/22
- D. 325,658 4/1992 Brewin ..... D32/22
- D. 335,556 5/1993 Kuriya ..... D32/22
- D. 342,591 12/1993 Shoji et al. .... D32/22
- D. 347,500 5/1994 Abe et al. .... D32/22
- D. 354,379 1/1995 Shinozaki ..... D32/22
- D. 354,593 1/1995 Koike ..... D32/22

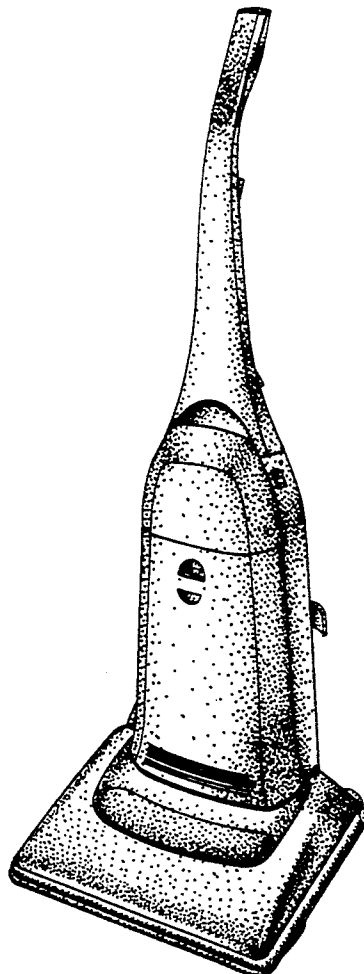
*Primary Examiner*—Ruth McInroy  
*Attorney, Agent, or Firm*—Nixon & Vanderhye

### [57] CLAIM

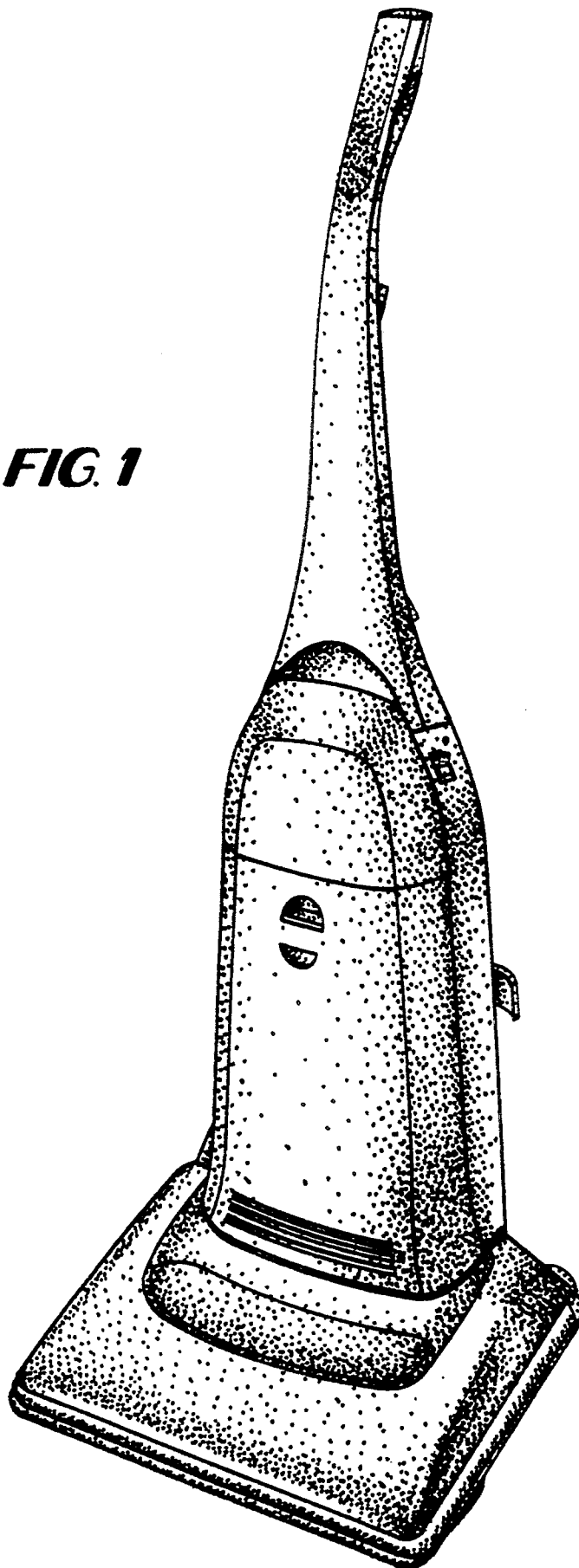
The ornamental design for a vacuum cleaner, as shown and described.

### DESCRIPTION

FIG. 1 is a top, front and right side perspective view of a vacuum cleaner showing our new design;  
 FIG. 2 is a top, right side and rear perspective view thereof;  
 FIG. 3 is a rear elevational view thereof;  
 FIG. 4 is a front elevational view thereof;  
 FIG. 5 is a left side elevational view thereof;  
 FIG. 6 is a right side elevational view thereof;  
 FIG. 7 is a top plan view thereof; and,  
 FIG. 8 is a bottom plan view thereof.




**FIG. 1**



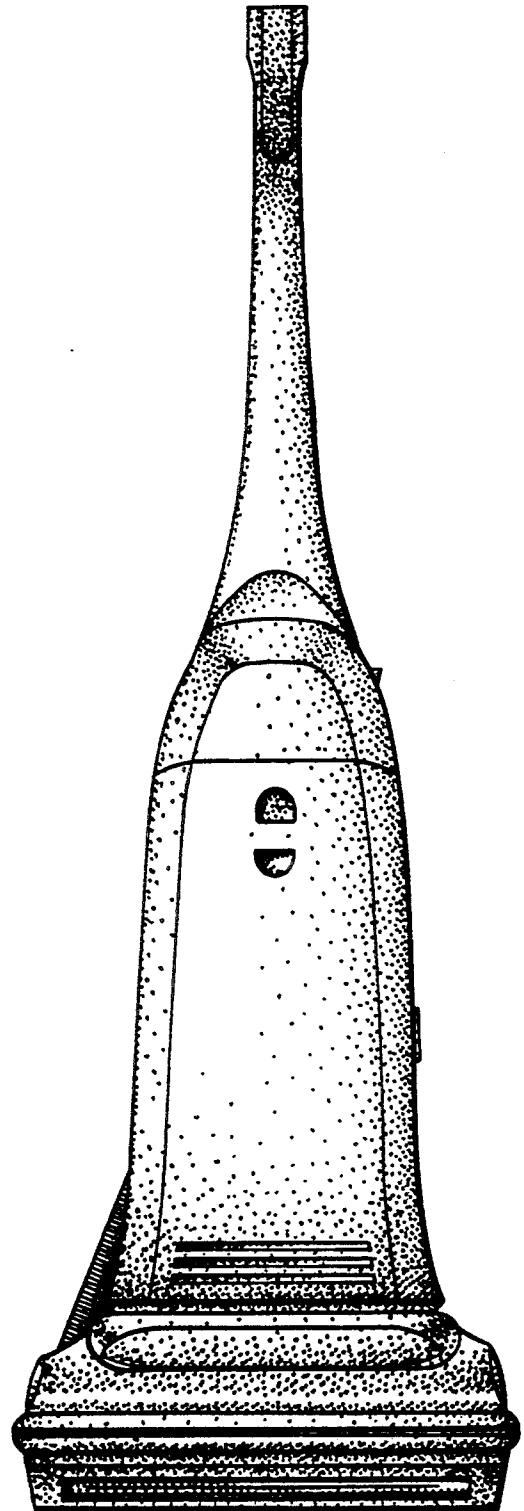
**FIG. 2**



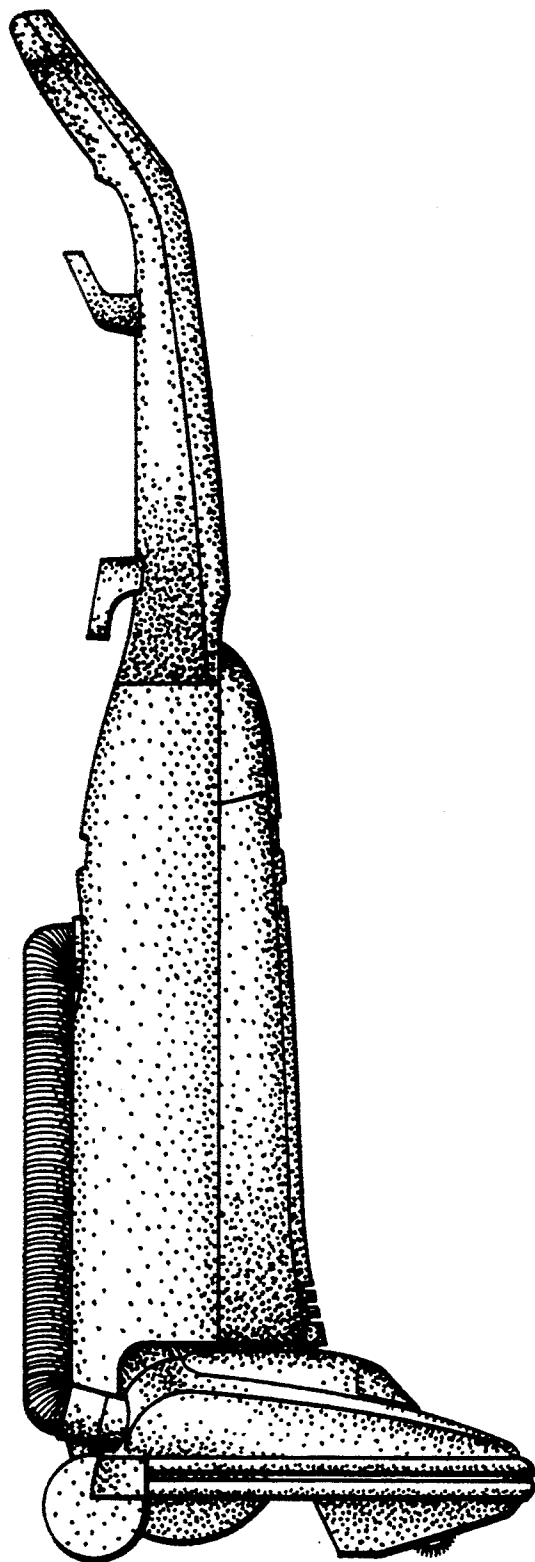
**FIG. 3**



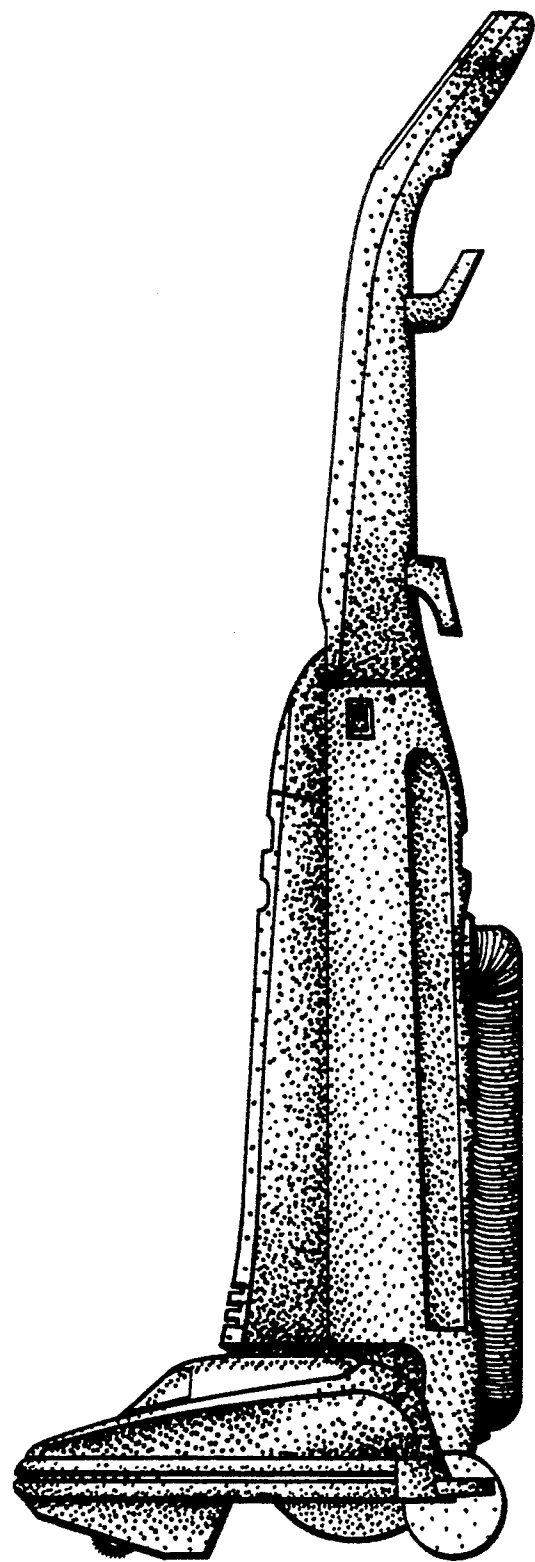
**FIG. 4**



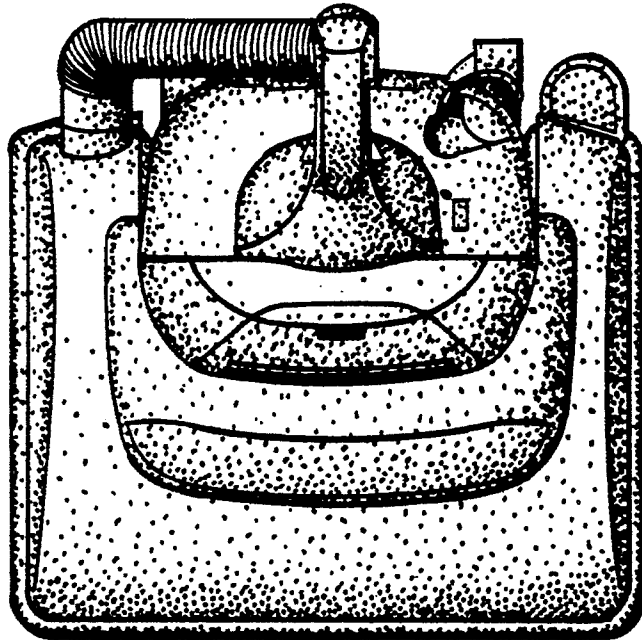
**FIG. 5**



**FIG. 6**



**FIG. 7**



**FIG. 8**

