



US00D621707S

(12) **United States Design Patent**
Breckan

(10) **Patent No.:** **US D621,707 S**

(45) **Date of Patent:** **** Aug. 17, 2010**

- (54) **BOTTLE CAP**
- (75) Inventor: **Kyle Breckan**, Tower Lakes, IL (US)
- (73) Assignees: **Intermarket Enterprises, Inc.**, Park Ridge, IL (US); **HTA International LLC**, Milwaukee, WI (US)
- (**) Term: **14 Years**
- (21) Appl. No.: **29/348,314**
- (22) Filed: **Dec. 18, 2009**

5,704,502 A	1/1998	Greenfield	
5,752,604 A *	5/1998	Hayman	206/534
5,803,287 A	9/1998	Kusz	
5,871,111 A	2/1999	Pfefferkorn et al.	
5,875,909 A	3/1999	Guglielmini	
5,941,404 A	8/1999	Charrette	
6,006,930 A	12/1999	Dreyer et al.	
D422,217 S	4/2000	Gundlach et al.	
D436,864 S	1/2001	Slater	
6,234,338 B1	5/2001	Searle	
6,253,942 B1 *	7/2001	Elias	215/305
6,312,776 B1	11/2001	Finkelstein et al.	

- (51) **LOC (9) Cl.** **09-07**
 - (52) **U.S. Cl.** **D9/443; D9/452**
 - (58) **Field of Classification Search** D9/631, D9/456, 453, 451, 450, 449, 448, 447, 443, D9/436, 435; D7/511, 396.2, 394, 393, 392.1, D7/314, 305; 222/83, 81, 556, 533, 530, 222/519, 205, 192, 158, 153.07; 220/212.5, 220/200; 215/306, 305, 228, 200; 206/541, 206/222, 221, 220, 219, 216
- See application file for complete search history.

(Continued)

FOREIGN PATENT DOCUMENTS

JP 2001-171702 6/2001

Primary Examiner—Susan Bennett Hattan
(74) *Attorney, Agent, or Firm*—Ryan Kromholz & Manion, S.C.

(57) **CLAIM**

The ornamental design for a bottle cap, as shown and described.

(56) **References Cited**

U.S. PATENT DOCUMENTS

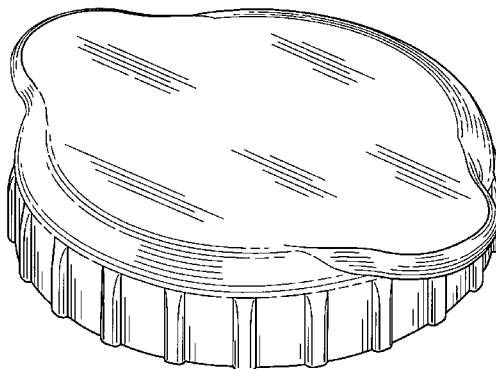
D138,952 S *	9/1944	Sapery	D9/453
3,567,058 A *	3/1971	Mascia	215/213
4,469,235 A	9/1984	Parker	
D276,598 S	12/1984	Bagwell	
4,731,512 A	3/1988	Barriac	
4,892,209 A	1/1990	Dorfman et al.	
5,184,740 A	2/1993	Mandrell, II et al.	
5,265,747 A	11/1993	Gregory et al.	
5,275,287 A	1/1994	Thompson	
D351,793 S	10/1994	Stoller	
5,356,021 A	10/1994	McBride et al.	
5,381,912 A	1/1995	Walker et al.	
D358,329 S	5/1995	Dickie	
5,431,305 A	7/1995	Kaminski	
5,439,126 A	8/1995	Brownbill	
D367,613 S	3/1996	Weiler	
D371,485 S *	7/1996	Hickey	D7/392.1
5,650,113 A	7/1997	Gregory et al.	

DESCRIPTION

FIG. 1 is a top perspective view;
 FIG. 2 is a bottom perspective view;
 FIG. 3 is a front elevation view; the rear elevation view being a mirror image thereof;
 FIG. 4 is a left side elevation view, the right side elevation view being a mirror image thereof;
 FIG. 5 is a top plan view; and,
 FIG. 6 is a bottom plan view.

The broken line showing of internal threads in FIGS. 2 and 6 is included for the purpose of illustrating environmental structure and forms no part of the claimed design.

1 Claim, 3 Drawing Sheets



US D621,707 S

Page 2

U.S. PATENT DOCUMENTS							
6,328,174	B1	12/2001	Marangoni Graziani et al.	7,055,710	B2	6/2006	King
D467,803	S	12/2002	Brown et al.	D551,971	S	10/2007	Hardwick
D472,145	S *	3/2003	Nottingham et al. D9/443	D579,332	S	10/2008	Krivoshein
6,640,988	B2	11/2003	Taha	D607,325	S *	1/2010	Rogers et al. D9/453
6,648,161	B2	11/2003	Vick	D610,006	S *	2/2010	Ortell D9/454
D491,063	S	6/2004	Hicks et al.	2002/0162818	A1	11/2002	Williams
6,913,158	B1	7/2005	Bosl et al.	2004/0011759	A1	1/2004	Hahn et al.
6,962,254	B2	11/2005	Spector	2004/0074861	A1	4/2004	Chuang et al.
D512,912	S	12/2005	Biesecker et al.	2004/0200797	A1	10/2004	Hicks et al.
6,981,601	B2	1/2006	Laveault et al.	2005/0218015	A1	10/2005	Spector
D519,843	S	5/2006	Forte	2006/0000792	A1	1/2006	Hennebelle
D521,871	S	5/2006	Forte	2006/0289569	A1	12/2006	Prozumenshchikov
D522,358	S	6/2006	Peterson et al.	2007/0023300	A1	2/2007	Spector et al.
				2007/0045219	A1	3/2007	Nasiatka

* cited by examiner

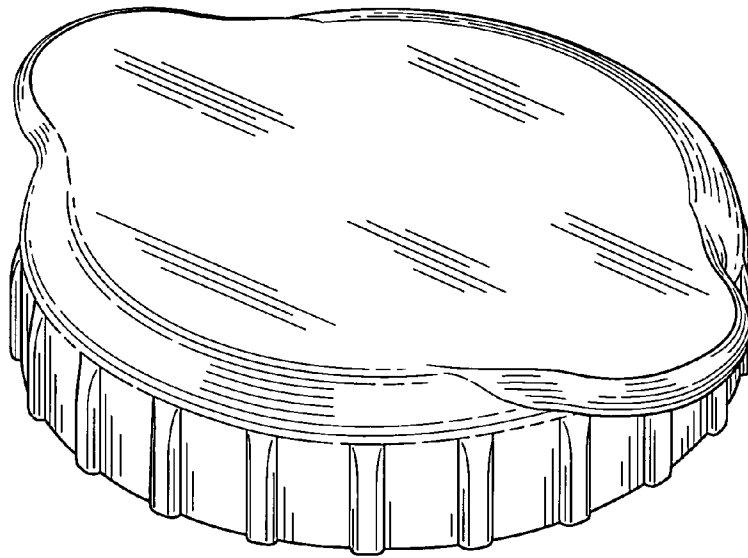


Fig. 1

Fig. 2

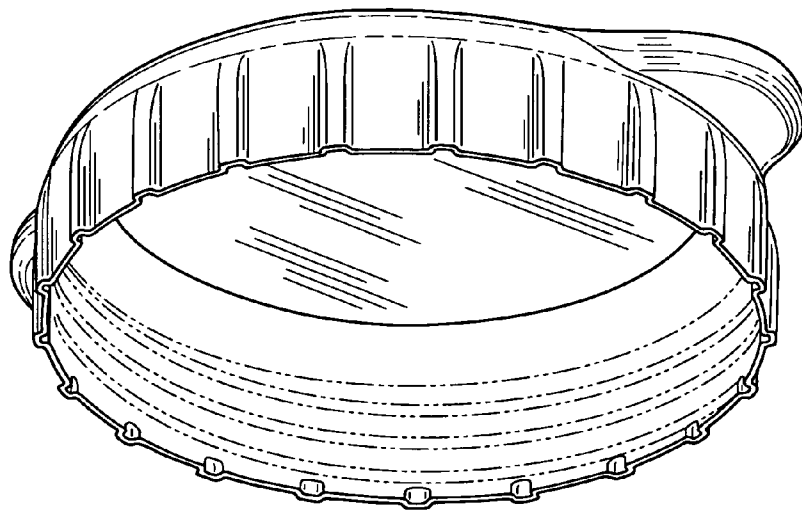




Fig. 3

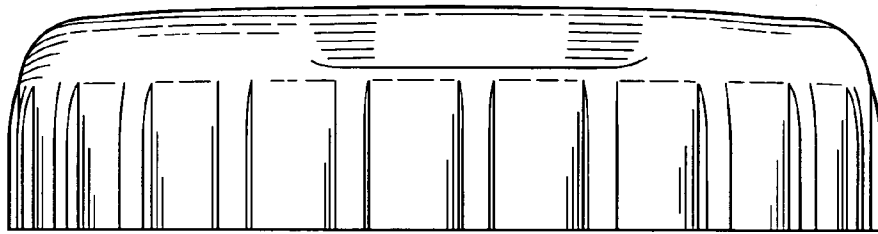


Fig. 4

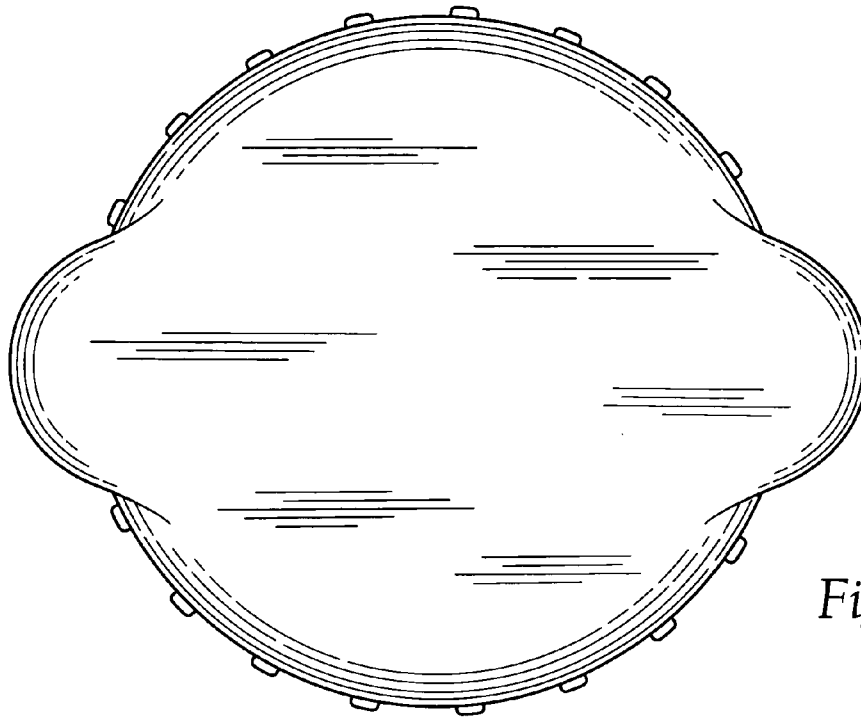


Fig. 5




Fig. 6