



US00D913669S

(12) **United States Design Patent**
Matthews

(10) **Patent No.:** **US D913,669 S**

(45) **Date of Patent:** **** Mar. 23, 2021**

- (54) **SHOE**
- (71) Applicant: **NIKE, Inc.**, Beaverton, OR (US)
- (72) Inventor: **Darryl Matthews**, Portland, OR (US)
- (73) Assignee: **NIKE, Inc.**, Beaverton, OR (US)
- (**) Term: **15 Years**
- (21) Appl. No.: **29/704,281**
- (22) Filed: **Sep. 3, 2019**
- (51) **LOC (13) Cl.** **02-04**
- (52) **U.S. Cl.**
USPC **D2/958; D2/951; D2/954; D2/959**
- (58) **Field of Classification Search**
USPC D2/902, 906, 908, 916, 918, 925,
D2/946–962, 972, 977; 36/3 B, 22 R,
36/24.5, 25 R, 28, 32 R, 34 R, 59 C,
36/67 A, 103
CPC A43B 13/00; A43B 13/02; A43B 13/023;
A43B 13/026; A43B 13/04; A43B 13/08;
A43B 13/10; A43B 13/12; A43B 13/14;
A43B 13/141; A43B 13/143; A43B
13/16; A43B 13/18; A43B 13/181; A43B
13/187; A43B 13/189; A43B 13/20; A43B
13/22; A43B 13/223; A43B 13/24; A43B
13/28; A43B 13/30; A43B 13/32; A43B
13/34; A43B 13/36
See application file for complete search history.

D569,594 S *	5/2008	Horne	D2/953
D619,344 S *	7/2010	Favreau	D2/957
D651,788 S *	1/2012	Raysse	D2/954
D714,039 S *	9/2014	Miner	D2/958
D723,777 S *	3/2015	Cin	D2/958
D724,295 S *	3/2015	Dodge	D2/954
D740,529 S *	10/2015	Bikowski	D2/951
D755,491 S *	5/2016	Nakano	D2/958
D765,962 S *	9/2016	Brilliant	D2/958
D779,180 S	2/2017	Lee	
D782,793 S *	4/2017	Truelsen	D2/954
D783,250 S *	4/2017	VanHook	D2/958
D790,182 S *	6/2017	O'Connor	D2/958
D810,410 S *	2/2018	Sokol	D2/958
D816,964 S *	5/2018	Lee	D2/957
D825,164 S	8/2018	Pauk	
D826,525 S	8/2018	Young	
D840,140 S *	2/2019	Dombrow	D2/957
D842,592 S *	3/2019	Radabaugh	D2/923
D843,096 S	3/2019	Atwell	
D846,253 S *	4/2019	Durlfing	D2/958
D852,483 S *	7/2019	Haskins	D2/958
D853,097 S *	7/2019	Cass	D2/957

(Continued)

Primary Examiner — T Chase Nelson

(74) *Attorney, Agent, or Firm* — Banner & Witcoff, Ltd.

(57) **CLAIM**

The ornamental design for a shoe, as shown and described.

DESCRIPTION

FIG. 1 is a bottom front perspective view of a shoe showing my new design;


FIG. 2 is a bottom view thereof; and,

FIG. 3 is a bottom rear perspective view thereof.

The broken lines immediately adjacent to the photographic area define the inner and outer peripheral bounds of the claimed design and form no part thereof. The broken lines depicting the remainder of the shoe show features that form no part of the claimed design.

1 Claim, 3 Drawing Sheets

- (56) **References Cited**
U.S. PATENT DOCUMENTS
4,439,936 A * 4/1984 Clarke A43B 5/06
36/102
D487,333 S * 3/2004 Laska D2/951
D549,432 S * 8/2007 McClaskie D2/953
D552,335 S * 10/2007 Matis D2/953
D566,938 S * 4/2008 Matis D2/957



(56)

References Cited

U.S. PATENT DOCUMENTS

D854,297	S	7/2019	Hardman	
D881,540	S *	4/2020	Cass	D2/957
D883,633	S *	5/2020	Fogg	D2/958
D885,734	S *	6/2020	Cass	D2/957
D885,735	S *	6/2020	Hardy	D2/959
D890,497	S *	7/2020	Vella	D2/959
D891,064	S *	7/2020	Dean	D2/958
D895,248	S *	9/2020	Fracassi	D2/957
2012/0144695	A1 *	6/2012	McDowell	A43B 13/36 36/28
2015/0128452	A1 *	5/2015	Hull	A43B 13/223 36/103
2015/0290892	A1 *	10/2015	Wan	B29D 35/0054 12/142 RS
2018/0289105	A1 *	10/2018	Hatfield	A43B 13/125
2020/0077744	A1 *	3/2020	Lo	A43C 15/164
2020/0405007	A1 *	12/2020	Chen	A43B 13/141

* cited by examiner




FIG. 1



FIG. 2

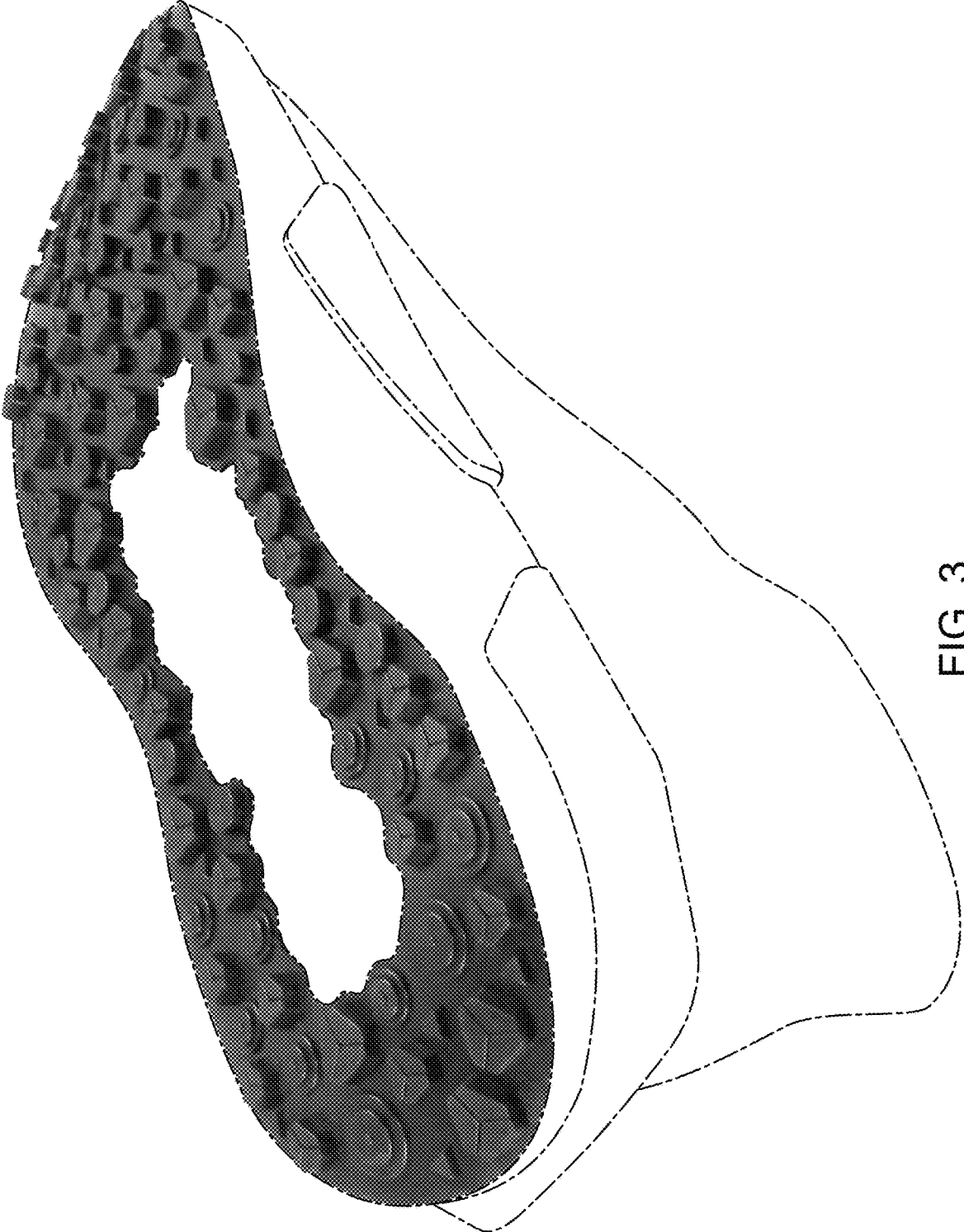


FIG. 3