



US00D578978S

(12) **United States Design Patent**
Kim et al.

(10) **Patent No.:** **US D578,978 S**

(45) **Date of Patent:** **** Oct. 21, 2008**

(54) **MOBILE PHONE**

(75) Inventors: **Tae-Joong Kim**, Goyang-si (KR);
Min-Hyouk Lee, Seoul (KR);
Chang-Hwan Hwang, Goyang-si (KR)

(73) Assignee: **Samsung Electronics Co., Ltd.**,
Suwon-Si (KR)

(**) Term: **14 Years**

(21) Appl. No.: **29/272,972**

(22) Filed: **Feb. 23, 2007**

(30) **Foreign Application Priority Data**

Dec. 13, 2006 (KR) 30-2006-0049560

(51) **LOC (8) Cl.** **14-03**

(52) **U.S. Cl.** **D14/138**

(58) **Field of Classification Search** D14/138,
D14/496, 341-347; 455/575.3, 575.1
See application file for complete search history.

(56) **References Cited**

U.S. PATENT DOCUMENTS

D507,552 S *	7/2005	Liang	D14/138
D512,038 S *	11/2005	Kim et al.	D14/138
7,003,318 B2 *	2/2006	Kota et al.	455/556.1
D545,798 S *	7/2007	Kimbire	D14/138
D551,639 S *	9/2007	Kim	D14/138
D552,577 S *	10/2007	Kim et al.	D14/138
D563,349 S *	3/2008	Kim et al.	D14/138
D563,359 S *	3/2008	Kim et al.	D14/138
D564,487 S *	3/2008	Kim et al.	D14/138
D565,008 S *	3/2008	Han et al.	D14/138
D566,676 S *	4/2008	Kim et al.	D14/138
D567,796 S *	4/2008	Jeong et al.	D14/138
D570,813 S *	6/2008	Song et al.	D14/138
D571,334 S *	6/2008	Chung et al.	D14/138

D571,338 S *	6/2008	Yoon	D14/138
D571,340 S *	6/2008	Song et al.	D14/138
D571,343 S *	6/2008	Cha et al.	D14/138
D572,689 S *	7/2008	Park et al.	D14/138
D572,691 S *	7/2008	Song et al.	D14/138
D573,121 S *	7/2008	Kim et al.	D14/138
2004/0248625 A1 *	12/2004	Yoshida et al.	455/575.1

OTHER PUBLICATIONS

Samsung A117 telephone, announced Jul. 2007, [online], [site visited Jul. 19, 2008]. Available from Internet, <URL: <http://www.gsmarena.com>>.*

Samsung S501i telephone, announced Jul. 2006, [online], [site visited Jul. 19, 2008]. Available from Internet, <URL: <http://www.gsmarena.com>>.*

* cited by examiner

Primary Examiner—Jeffrey D Asch

(74) *Attorney, Agent, or Firm*—Staas & Halsey LLP

(57) **CLAIM**

The ornamental design for a mobile phone, as shown and described.

DESCRIPTION

FIG. 1 is a perspective view of a mobile phone;
FIG. 2 is a front view of the mobile phone of FIG. 1;
FIG. 3 is a rear view of the mobile phone of FIG. 1;
FIG. 4 is a left-side view of the mobile phone of FIG. 1;
FIG. 5 is a right-side view of the mobile phone of FIG. 1;
FIG. 6 is a top plan view of the mobile phone of FIG. 1;
FIG. 7 is a bottom plan view of the mobile phone of FIG. 1;
and,
FIG. 8 is an open perspective view of the mobile phone of FIG. 1.

1 Claim, 3 Drawing Sheets

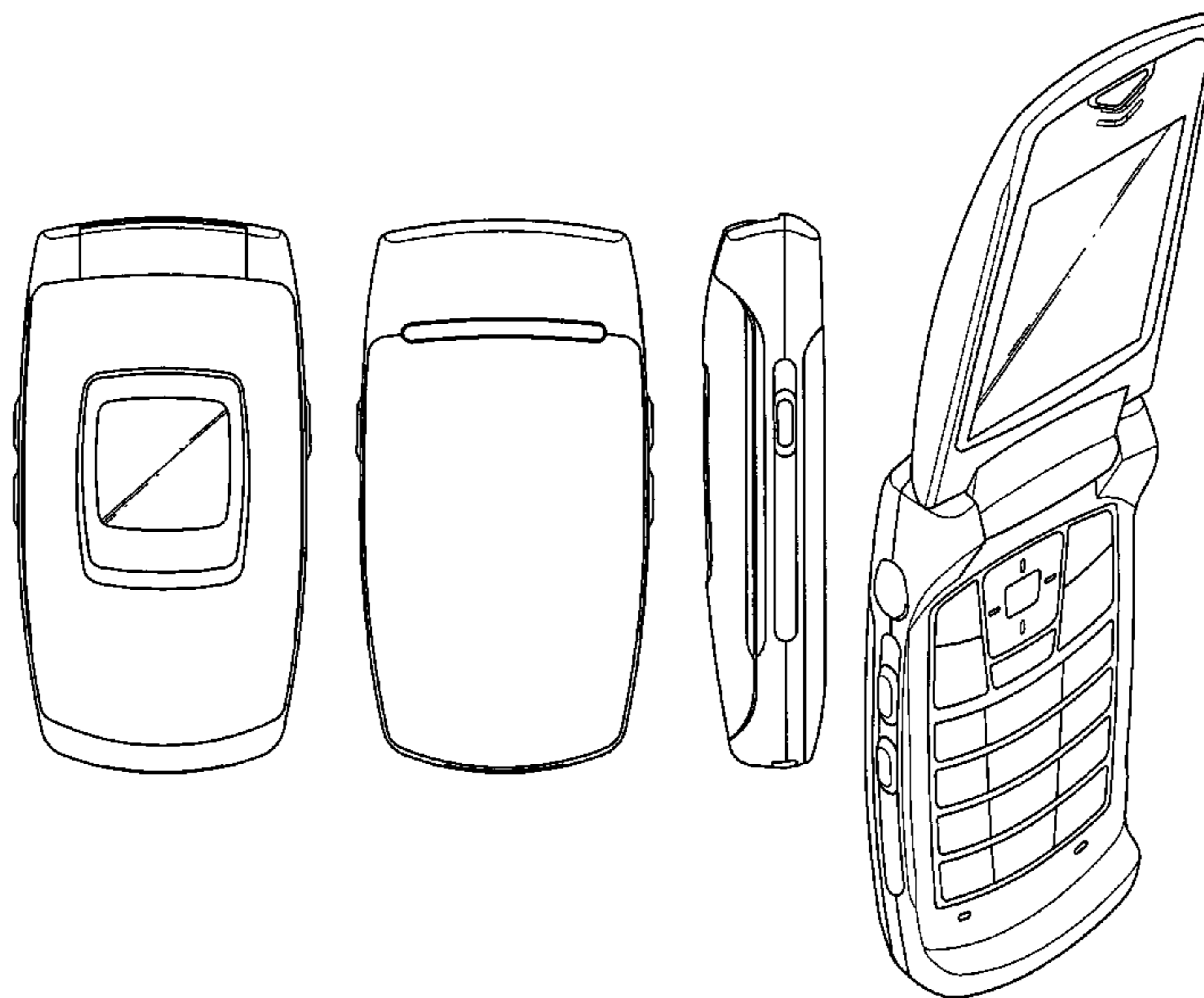


FIG. 1

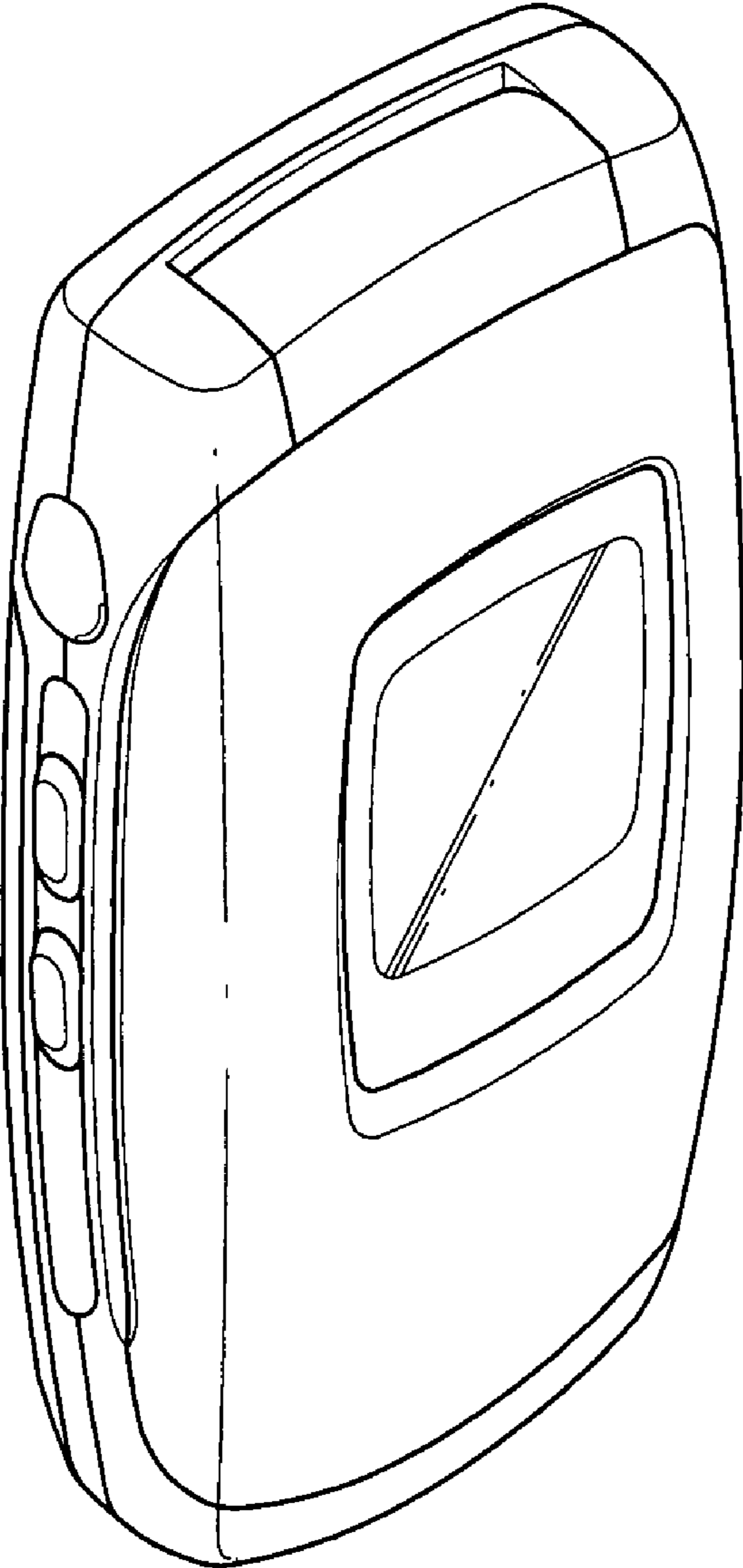


FIG.2




FIG.3




FIG.4




FIG.5

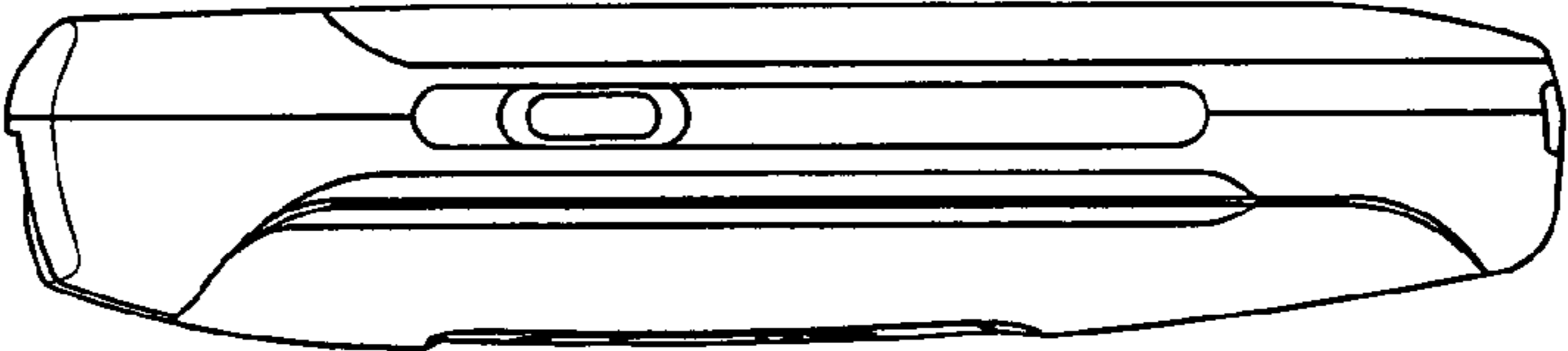


FIG.6




FIG.7

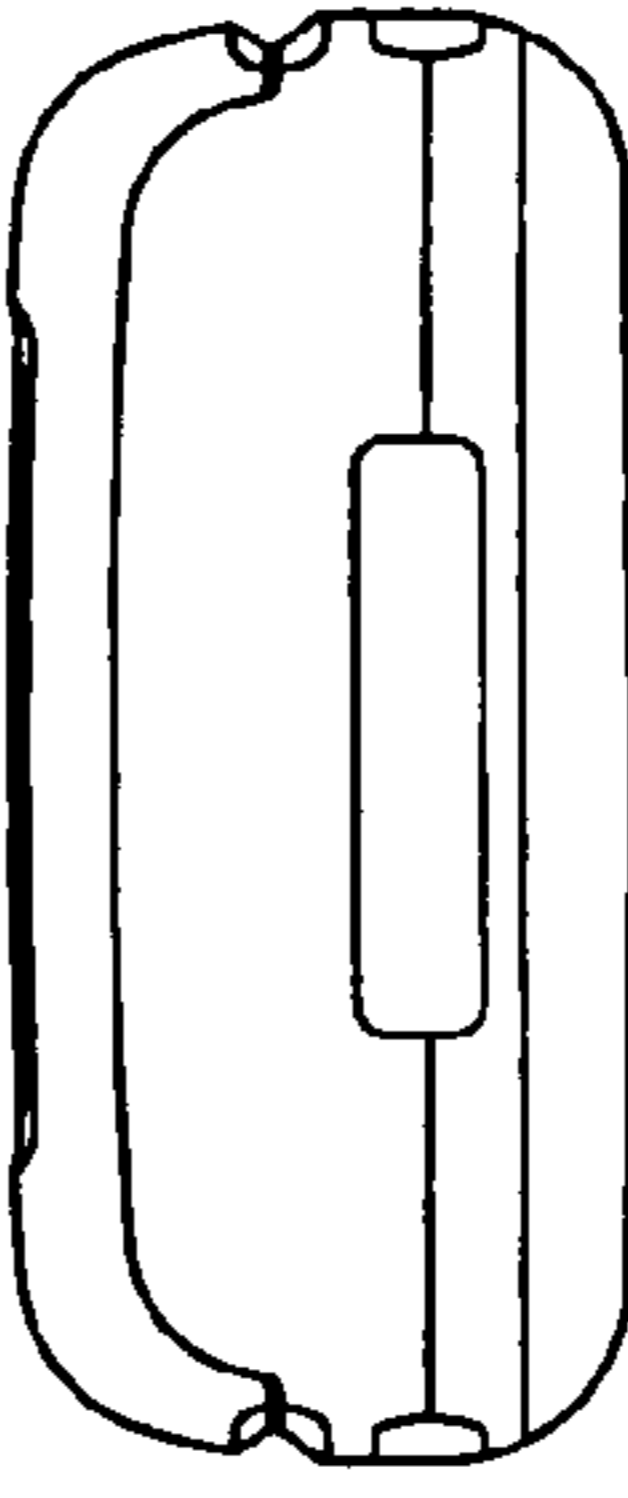


FIG. 8

