



US00D514410S

(12) **United States Design Patent** (10) **Patent No.:** **US D514,410 S**
Adams et al. (45) **Date of Patent:** **** Feb. 7, 2006**

(54) **STAPLER** 2002/0158101 A1 * 10/2002 Huang 227/7

(75) Inventors: **David P. Adams**, Barrington, IL (US);
Joel G. Delman, Chicago, IL (US);
Melanie Lyn Conklin, Chicago, IL
(US); **Stephen John Gaynes**, McHenry,
IL (US); **Michael F. De Rossi**,
Lindenhurst, IL (US)

(73) Assignee: **Acco Brands, Inc.**, Lincolnshire, IL
(US)

(**) Term: **14 Years**

(21) Appl. No.: **29/203,838**

(22) Filed: **Apr. 20, 2004**

(51) **LOC (8) Cl.** **19-02**

(52) **U.S. Cl.** **D8/50; D8/49**

(58) **Field of Classification Search** D8/49,
D8/50, 61; D19/72; 227/120, 127, 128, 131,
227/132, 134, 156

See application file for complete search history.

(56) **References Cited**

U.S. PATENT DOCUMENTS

D101,889 S	*	11/1936	Rix	D8/98
D319,377 S	*	8/1991	Sadashima et al.	D8/49
D331,000 S	*	11/1992	Doorley	D8/50
D332,732 S	*	1/1993	Matsumo	D8/50
D374,385 S	*	10/1996	Herbst et al.	D8/50
D445,323 S		7/2001	Arns		
D467,778 S		12/2002	Nolan		
6,547,119 B2	*	4/2003	Huang	227/7
D475,905 S	*	6/2003	Kroger	D8/50
D503,320 S	*	3/2005	Adams et al.	D8/50

OTHER PUBLICATIONS

Acco Brands, Inc., Fact Book 2001, Feb. 1, 2001, pp. 188-189.

Acco Brands, Inc., Fact Book 2003, Feb. 1, 2003, pp. 98, 99 and 110-112.

* cited by examiner

Primary Examiner—Cathron C. Brooks

Assistant Examiner—Austin Murphy

(74) *Attorney, Agent, or Firm*—Michael Best & Friedrich LLP

(57) **CLAIM**

We claim the ornamental design for a stapler, as shown and described.

DESCRIPTION

FIG. 1 is a left-side perspective view, taken from the front, of a stapler embodying the present invention.

FIG. 2 is a right-side perspective view taken from the front of the stapler.

FIG. 3 is a left-side perspective view taken from the rear of the stapler.

FIG. 4 is a left side view of the stapler.

FIG. 5 is a front view of the stapler.

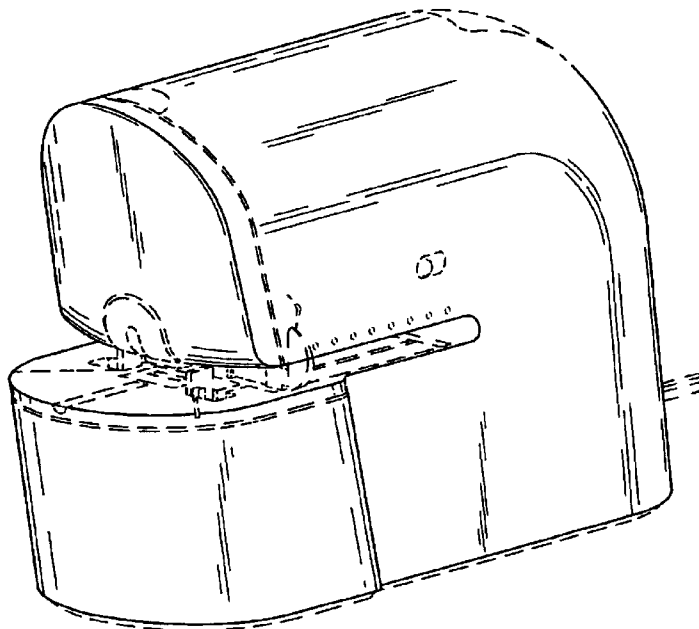
FIG. 6 is a right side view of the stapler.

FIG. 7 is a rear view of the stapler; and,

FIG. 8 is a top view of the stapler.

The portions of the stapler shown in broken lines are for illustrative purposes only and form no part of the claimed design.

1 Claim, 5 Drawing Sheets



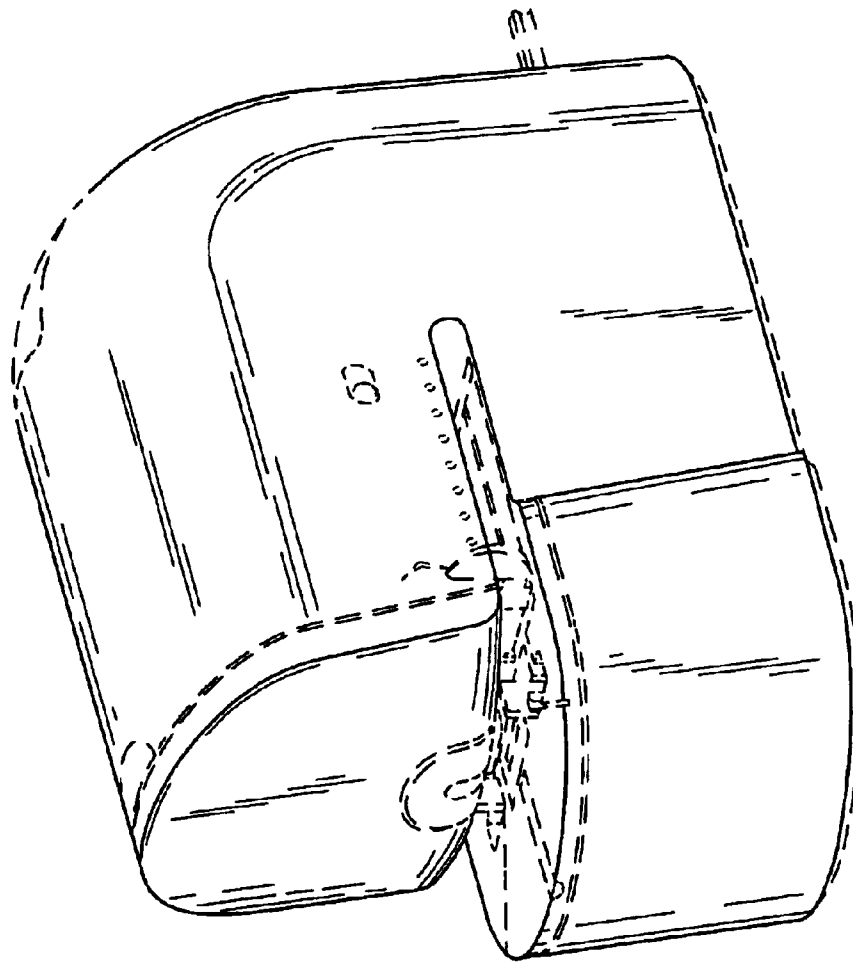


FIG. 1

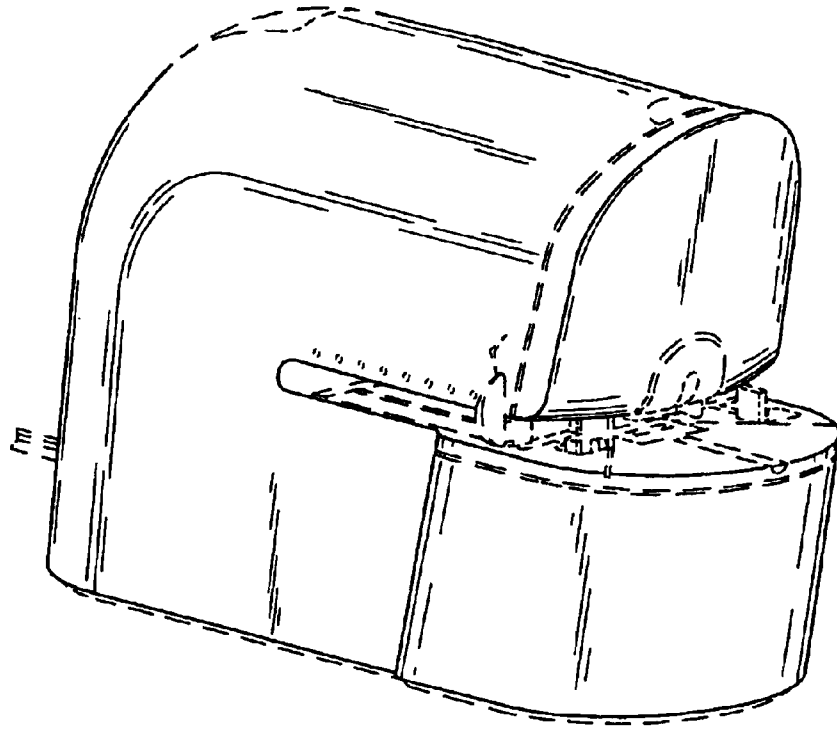


FIG. 2

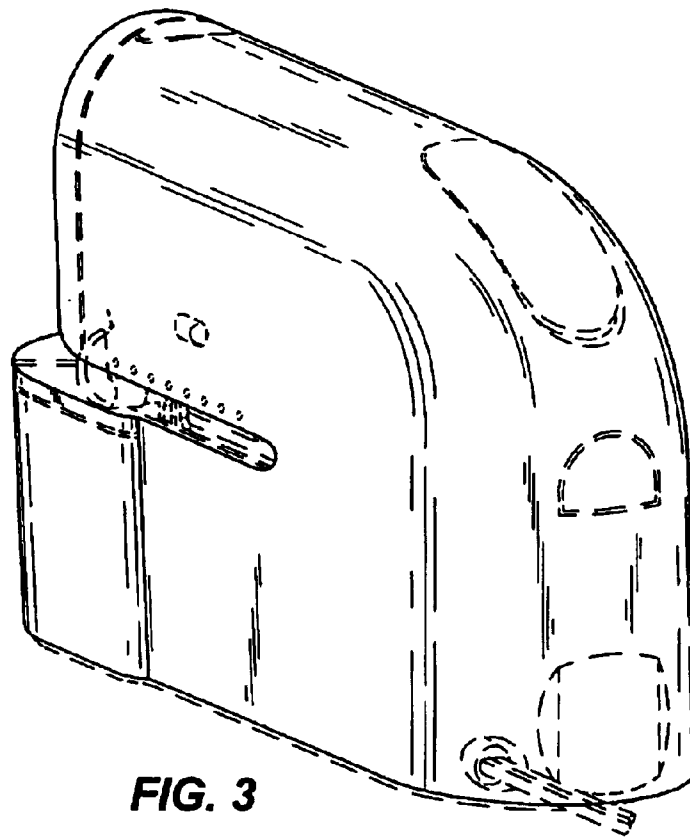


FIG. 3

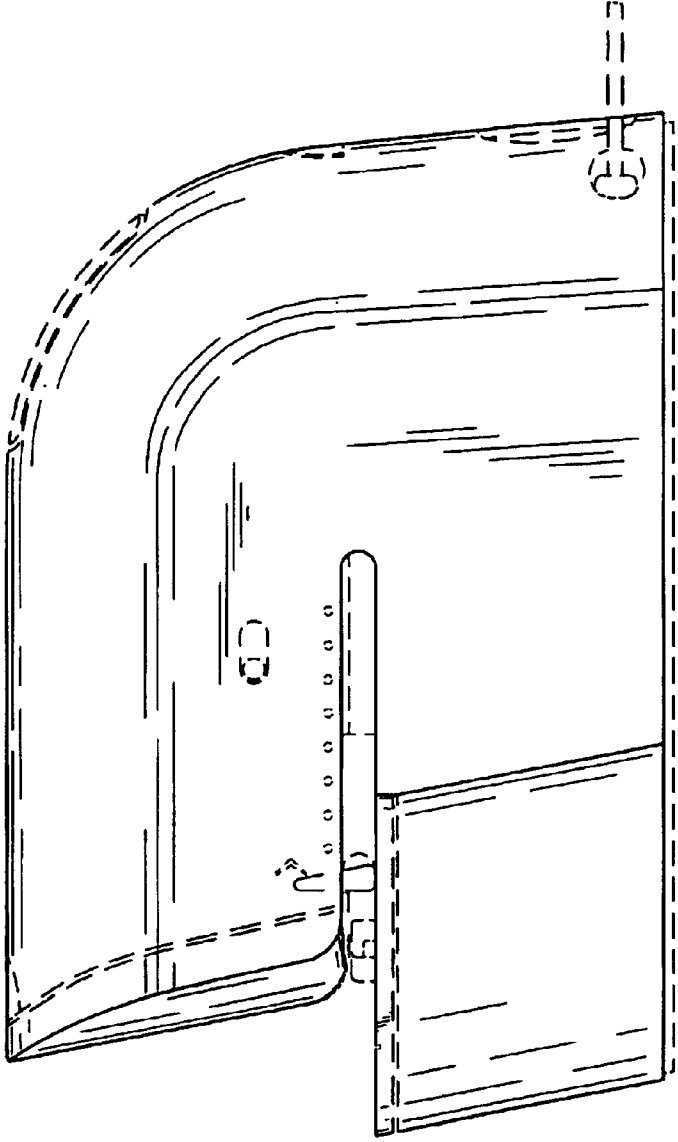


FIG. 4

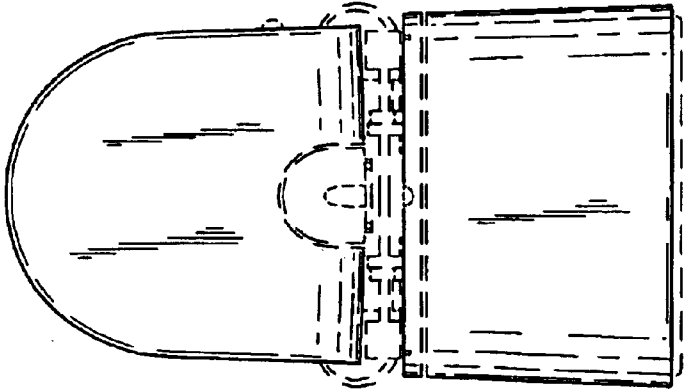


FIG. 5

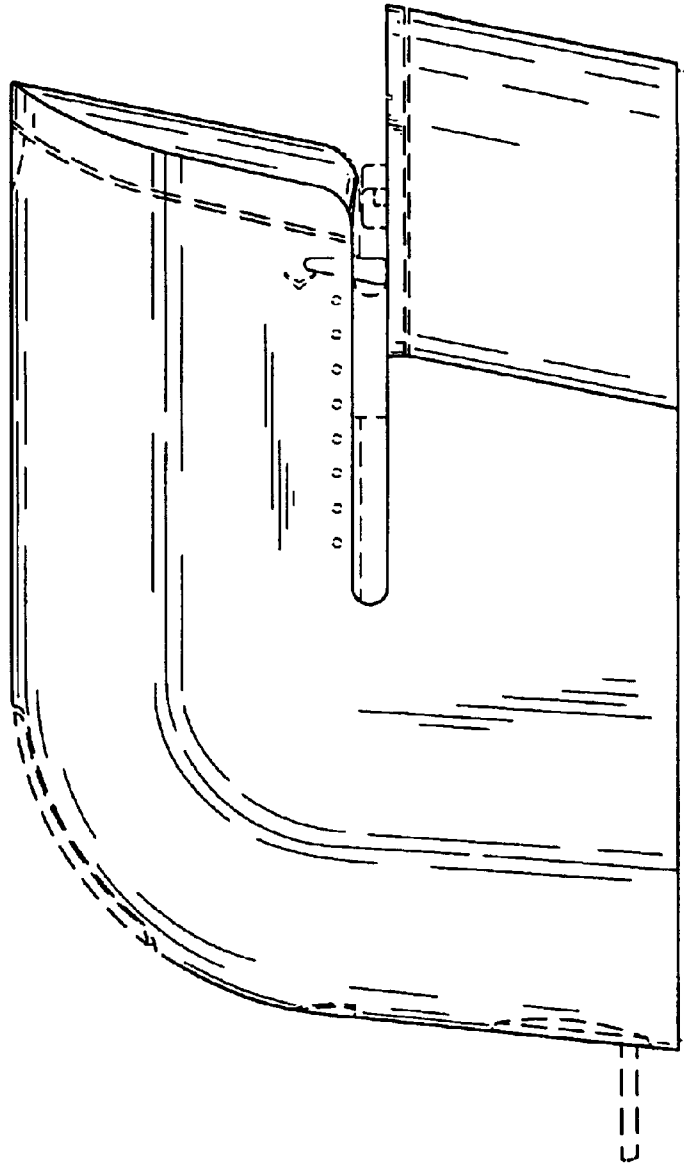


FIG. 6

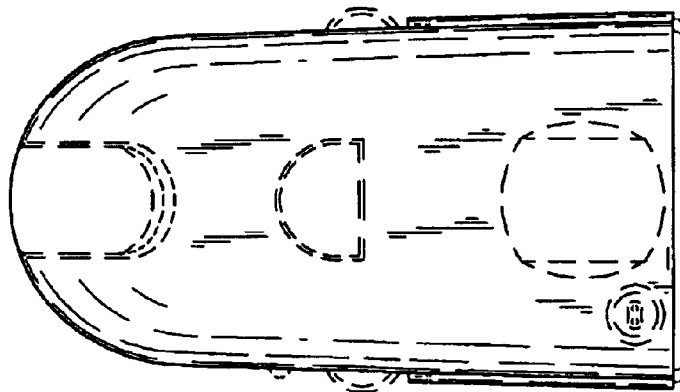


FIG. 7

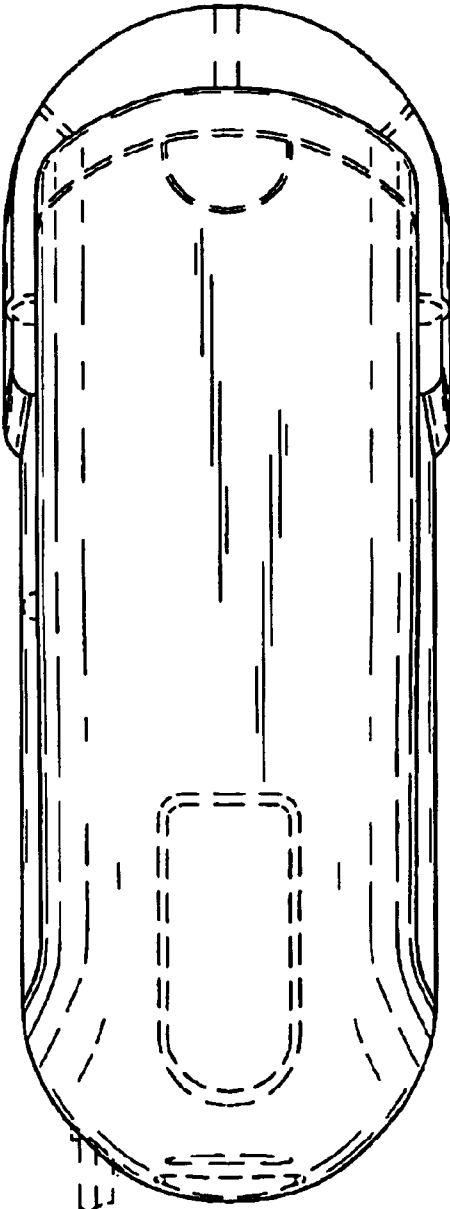


FIG. 8