



US00D837103S

(12) **United States Design Patent**
Armigliato et al.

(10) **Patent No.:** **US D837,103 S**

(45) **Date of Patent:** **** Jan. 1, 2019**

(54) **TOWING ATTACHMENT FOR VEHICLES**

(71) Applicant: **IVECO S.p.A.**, Turin (IT)

(72) Inventors: **Marco Armigliato**, Turin (IT); **Raffaele Vergano**, Cambiano (IT); **David Melvin Wilkie**, Turin (IT)

(73) Assignee: **IVECO S.p.A.**, Turin (IT)

(**) Term: **15 Years**

(21) Appl. No.: **29/597,395**

(22) Filed: **Mar. 16, 2017**

(30) **Foreign Application Priority Data**

Sep. 19, 2016 (EM) 003384858-0001

(51) **LOC (11) Cl.** **12-16**

(52) **U.S. Cl.**
USPC **D12/162**

(58) **Field of Classification Search**
USPC D12/162, 159, 160, 161, 203, 223, 400
CPC B62D 53/0842; B62D 53/0807; B62D
53/0814; B62D 53/08; B62D 53/0885;
B60D 1/02

See application file for complete search history.

(56) **References Cited**

U.S. PATENT DOCUMENTS

D377,001 S * 12/1996 Martin D12/161
6,554,310 B2 * 4/2003 Babin B62D 53/0885
280/433
D506,121 S * 6/2005 Falconer D12/162
D576,923 S * 9/2008 Dupay D12/161
7,475,899 B2 * 1/2009 Crawley B62D 53/0842
280/434
7,487,990 B2 * 2/2009 Roth-Schuler B62D 53/0807
280/433
D653,177 S * 1/2012 Smith D12/162

D659,599 S * 5/2012 Story D12/161
D661,627 S * 6/2012 Noone D12/162
8,511,703 B2 * 8/2013 Peterson B62D 53/0814
280/438.1
D693,747 S * 11/2013 Lachance D12/162
2010/0237587 A1 * 9/2010 McCoy B60D 1/02
280/433
2012/0018978 A1 * 1/2012 McCoy B62D 53/08
280/436

FOREIGN PATENT DOCUMENTS

EP 0481928 4/1992
FR 2558429 7/1985

* cited by examiner

Primary Examiner — Susan E Krakower
Assistant Examiner — Jerry Shiuan-Hua Hsu
(74) *Attorney, Agent, or Firm* — Stetina Brunda Garred
and Brucker

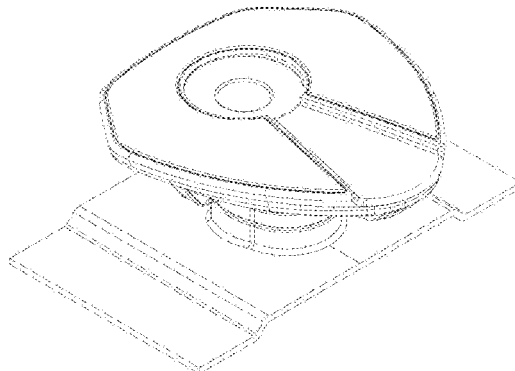
(57) **CLAIM**

The ornamental design for towing attachment for vehicles,
as shown and described.

DESCRIPTION

FIG. 1 is a perspective view of the towing attachment for
vehicles of the present invention showing our new design;
FIG. 2 is a top plan view thereof;
FIG. 3 is a first side view thereof;
FIG. 4 is a second side view thereof, opposite to the first side
view;
FIG. 5 is a rear view thereof;
FIG. 6 is a front view thereof; and,
FIG. 7 is a bottom view thereof.
The broken lines illustrate portions of the towing attachment
for vehicles that form no part of the claimed design.

1 Claim, 7 Drawing Sheets



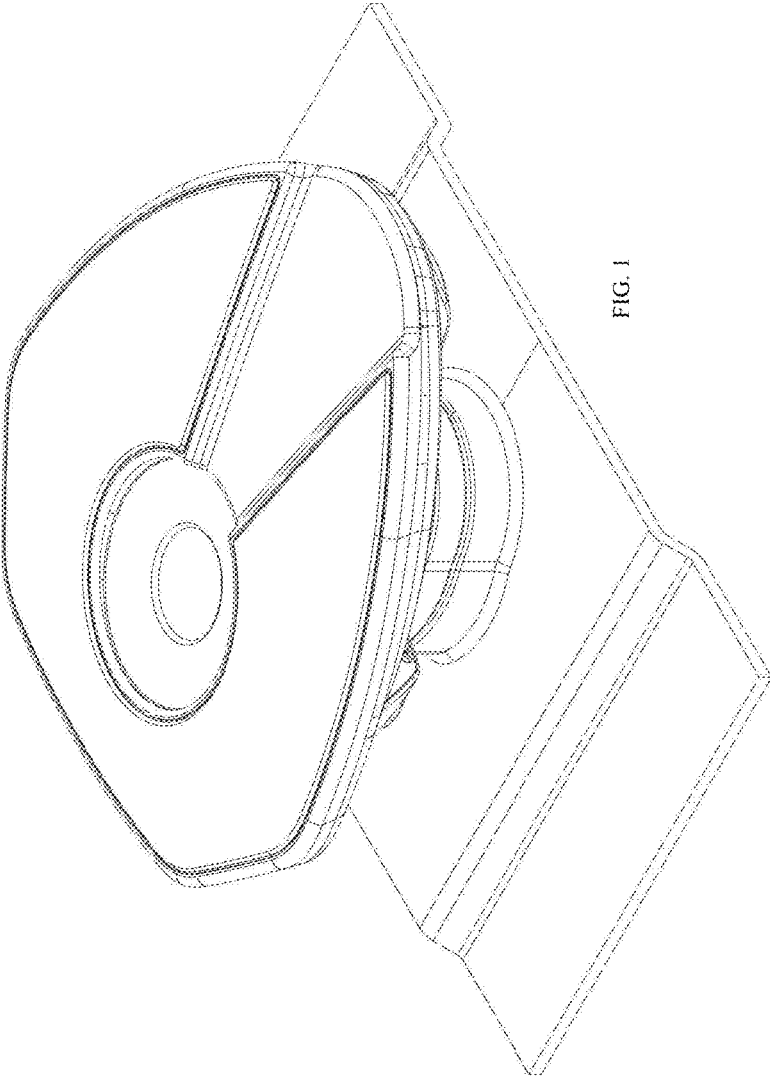


FIG. 1

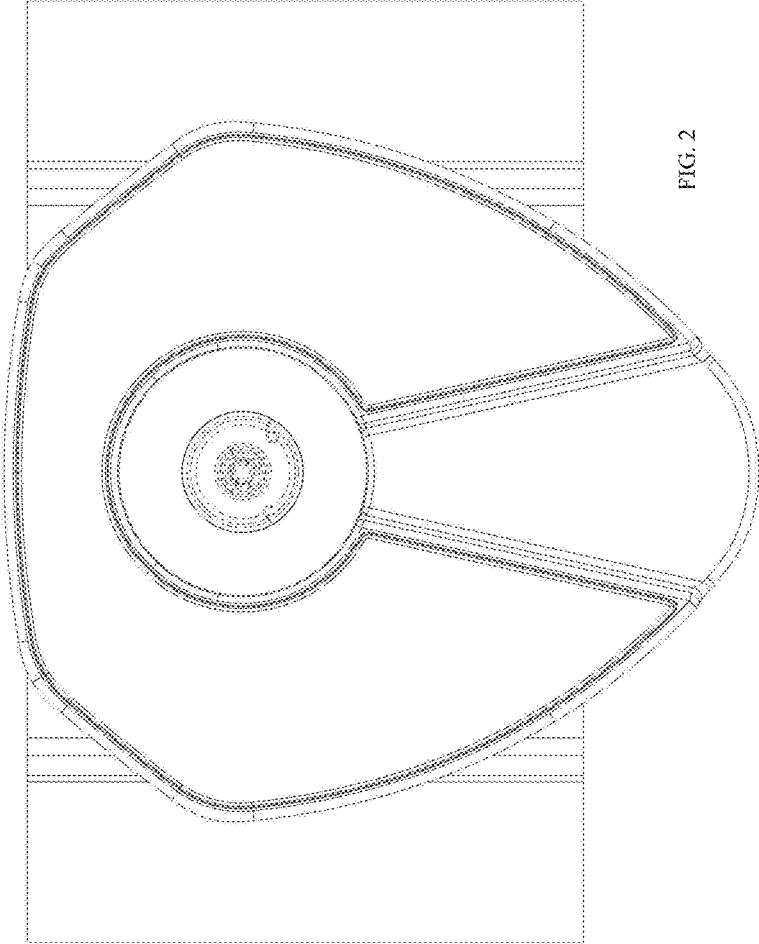


FIG. 2

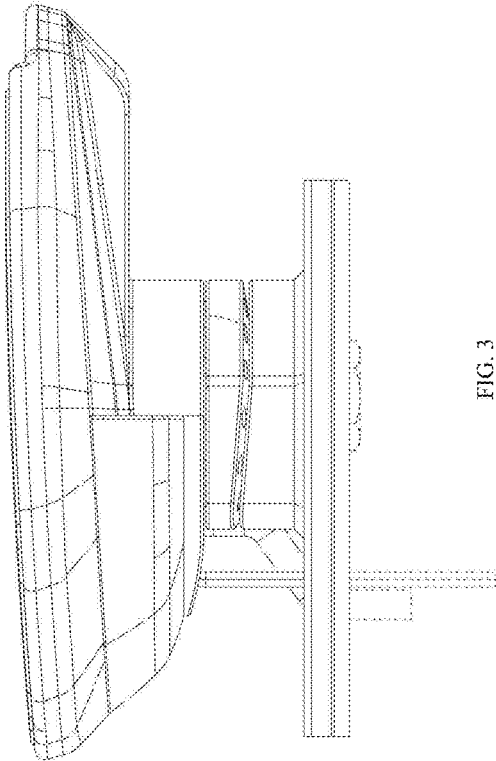


FIG. 3

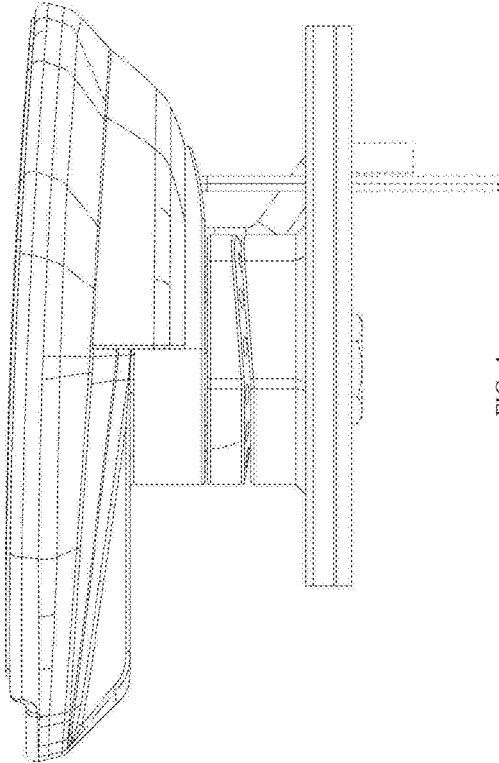


FIG. 4

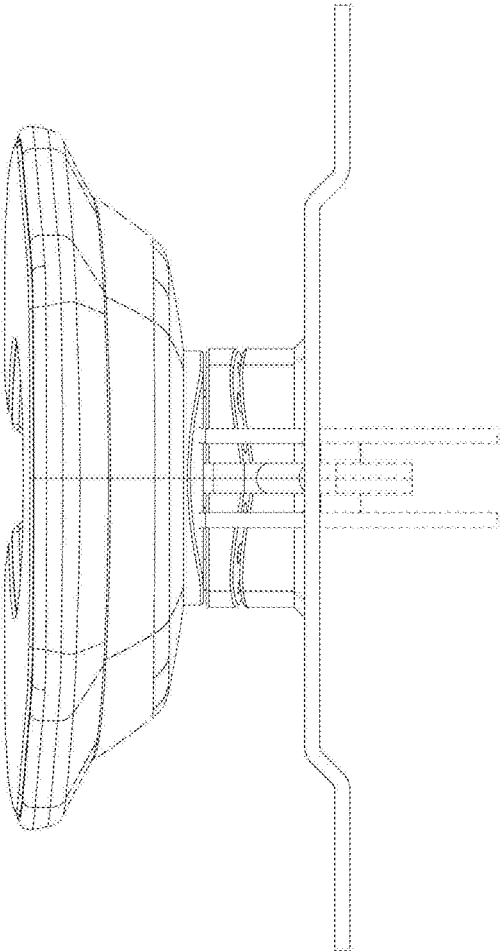


FIG. 5

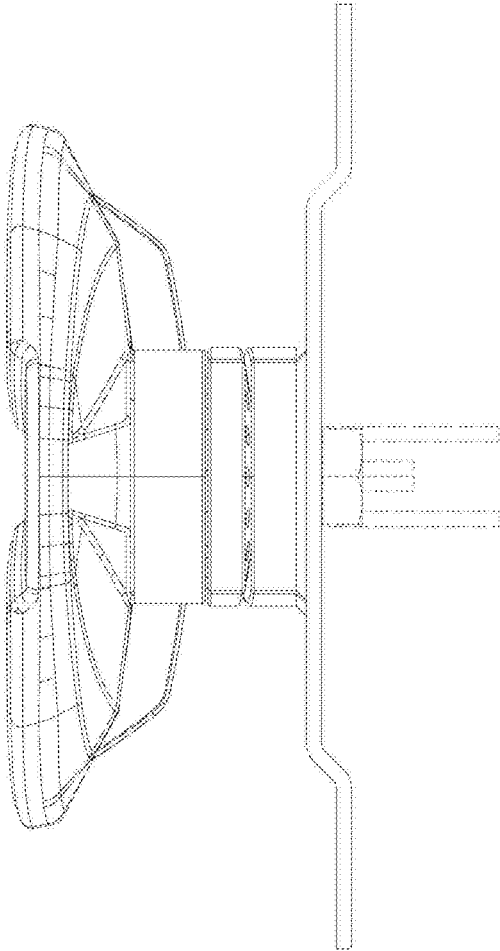


FIG. 6

