



US00D694232S

(12) **United States Design Patent**
Adamson et al.

(10) **Patent No.:** **US D694,232 S**

(45) **Date of Patent:** **** Nov. 26, 2013**

(54) **ELECTRONIC COMPUTER WITH
PARTIALLY TRANSPARENT INPUT DEVICE**

(75) Inventors: **Peter Adamson**, Portland, OR (US);
Gary Paek, Beaverton, OR (US);
Nicholas Oakley, Portland, OR (US)

(73) Assignee: **Intel Corporation**, Santa Clara, CA
(US)

(**) Term: **14 Years**

(21) Appl. No.: **29/423,475**

(22) Filed: **May 31, 2012**

(51) **LOC (9) Cl.** **14-02**

(52) **U.S. Cl.**
USPC **D14/318**

(58) **Field of Classification Search**
USPC D14/315-327; D18/1, 2, 7, 11;
235/145 A, 145 R; 341/22, 23; 345/104,
345/156, 168, 169, 173; 361/679.06,
361/679.08, 679.09, 679.11, 679.26, 679.27
See application file for complete search history.

(56) **References Cited**

U.S. PATENT DOCUMENTS

D358,376	S	*	5/1995	Poon	D14/315
6,480,373	B1	*	11/2002	Landry et al.	361/679.06
D616,880	S	*	6/2010	Andre et al.	D14/318
D631,043	S	*	1/2011	Kell	D14/341
7,999,792	B2	*	8/2011	Tsuji et al.	345/168
D649,544	S	*	11/2011	Chiu et al.	D14/318

D658,171	S	*	4/2012	Masui et al.	D14/318
D660,835	S	*	5/2012	Cheng	D14/318
2005/0243783	A1		11/2005	Lee et al.		
2007/0120762	A1		5/2007	O’Gorman		
2009/0179859	A1*		7/2009	Wisbourt et al.	345/168
2009/0322689	A1		12/2009	Kwong et al.		
2011/0242750	A1		10/2011	Oakley		
2011/0255727	A1*		10/2011	Azuchi	381/333

* cited by examiner

Primary Examiner — Freda S Nunn

(74) *Attorney, Agent, or Firm* — Patent Capital Group

(57) **CLAIM**

The ornamental design for an electronic computer with an at least partially transparent input device, as shown and described.

DESCRIPTION

FIG. 1 is a top perspective view of an electronic computer with an at least partially transparent input device showing our new design, the broken lines shown in the drawings illustrate portions of the computer and form no part of the claimed design;

FIG. 2 is a front view thereof;

FIG. 3 is a back view thereof;

FIG. 4 is a side view thereof;


FIG. 5 is another side view thereof;

FIG. 6 is a top view thereof; and,

FIG. 7 is a bottom view thereof.

Any broken lines in the preceding FIGURES are for illustration only and form no part of the claimed design.

1 Claim, 7 Drawing Sheets



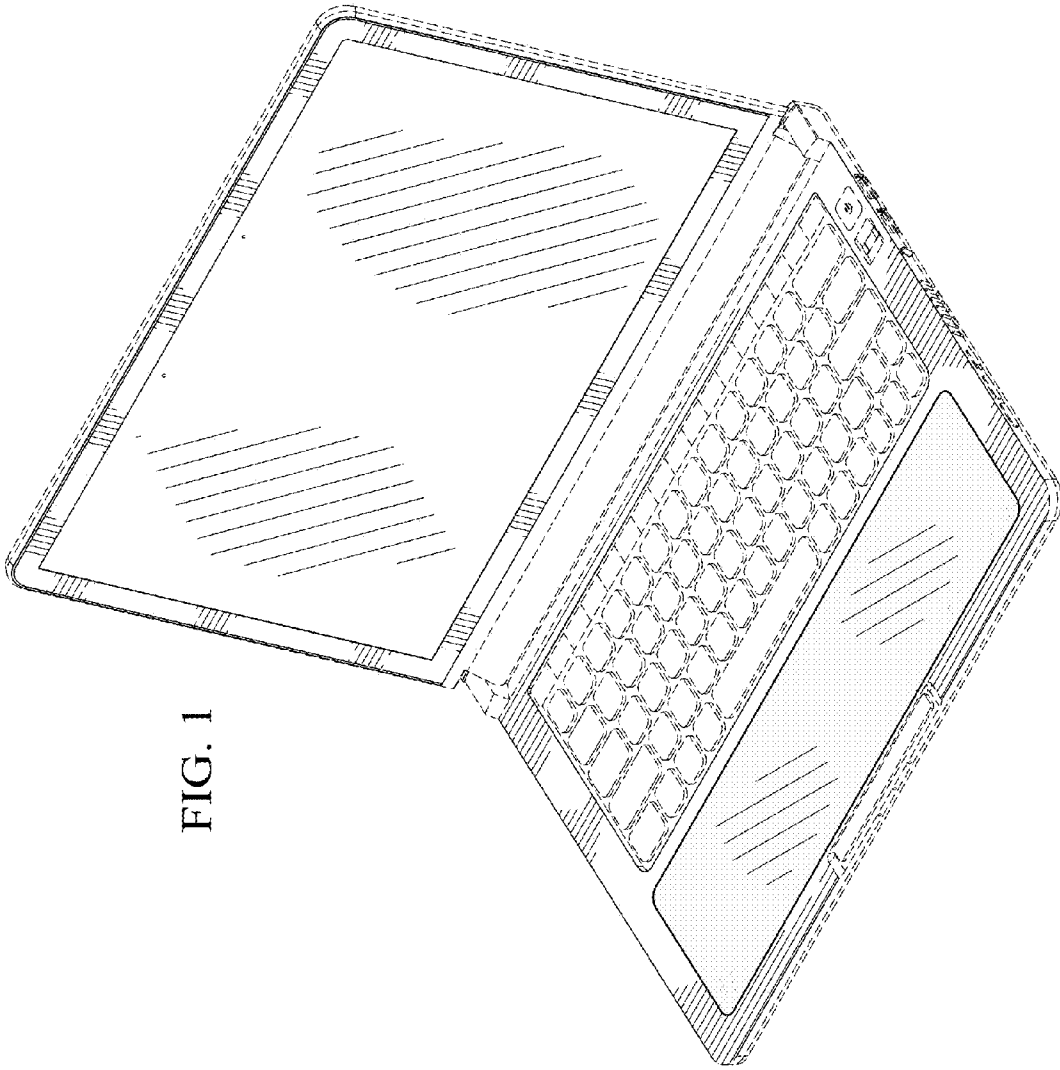


FIG. 1

FIG. 2

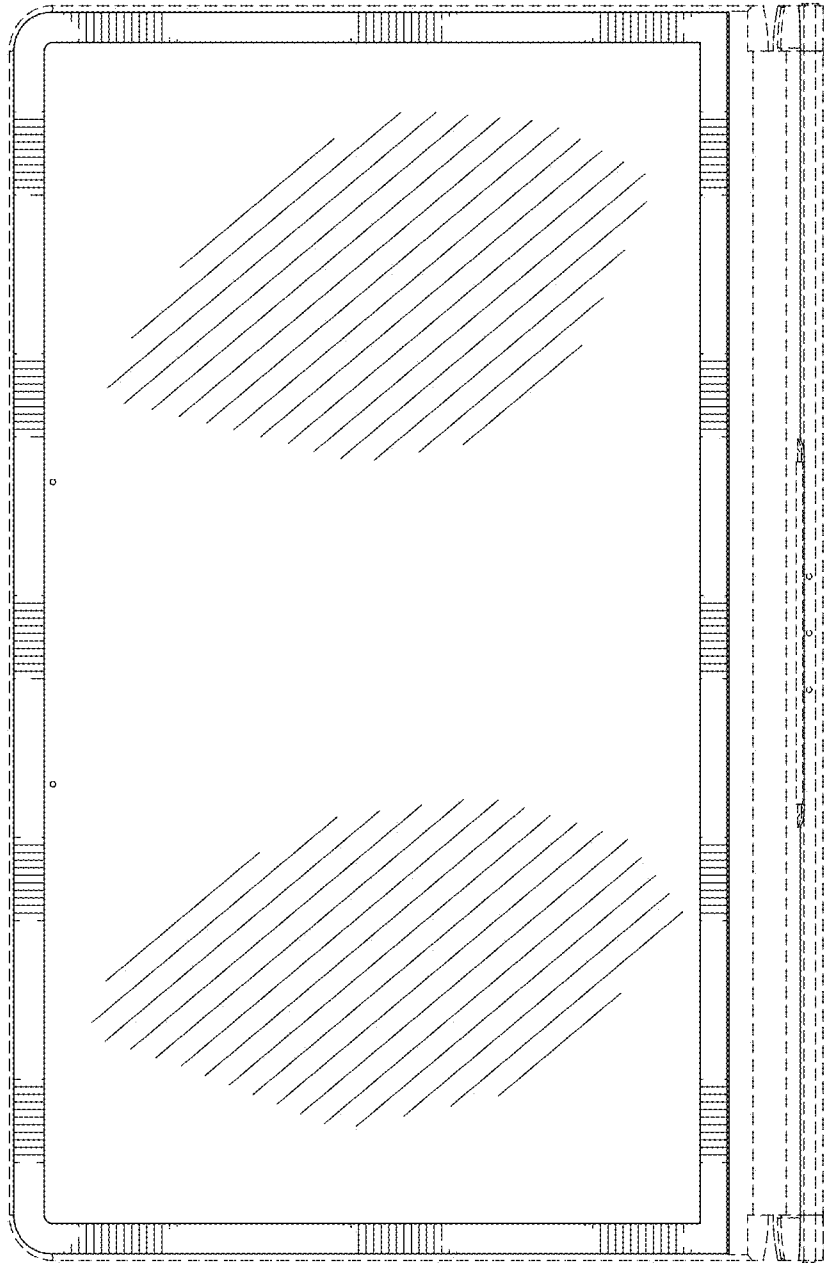


FIG. 3




FIG. 4

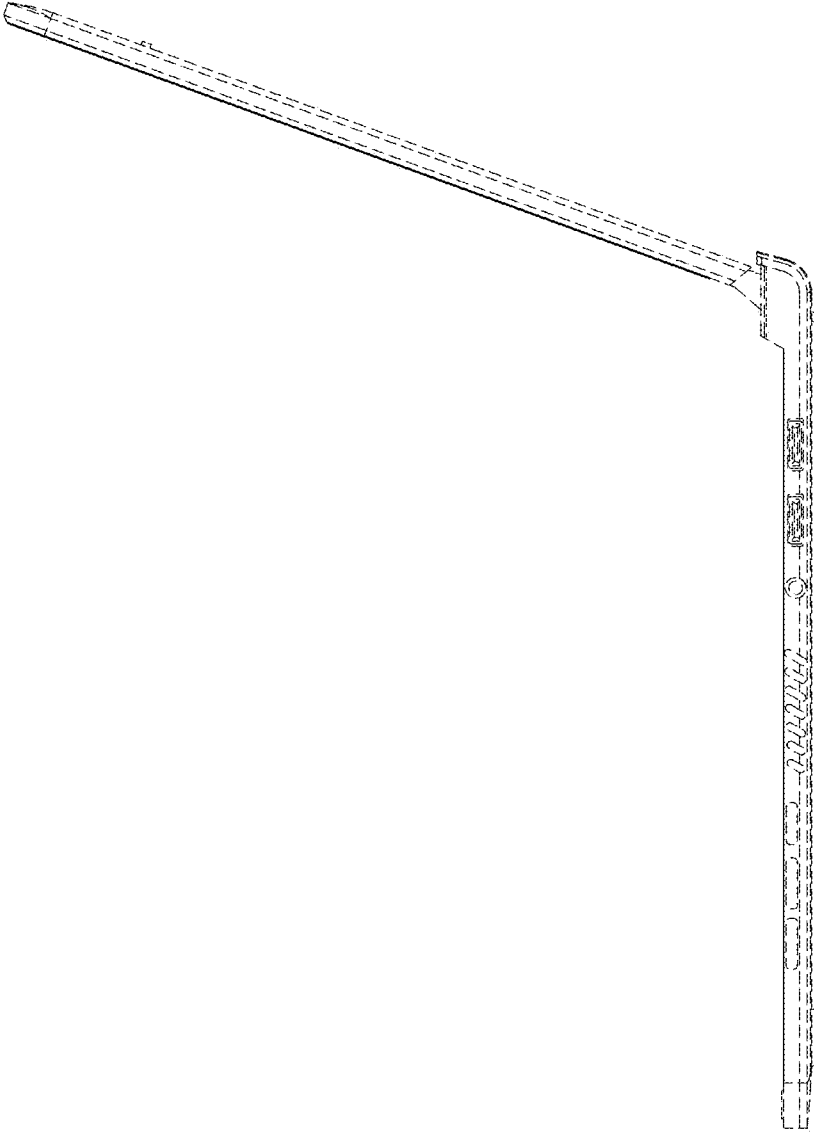


FIG. 5

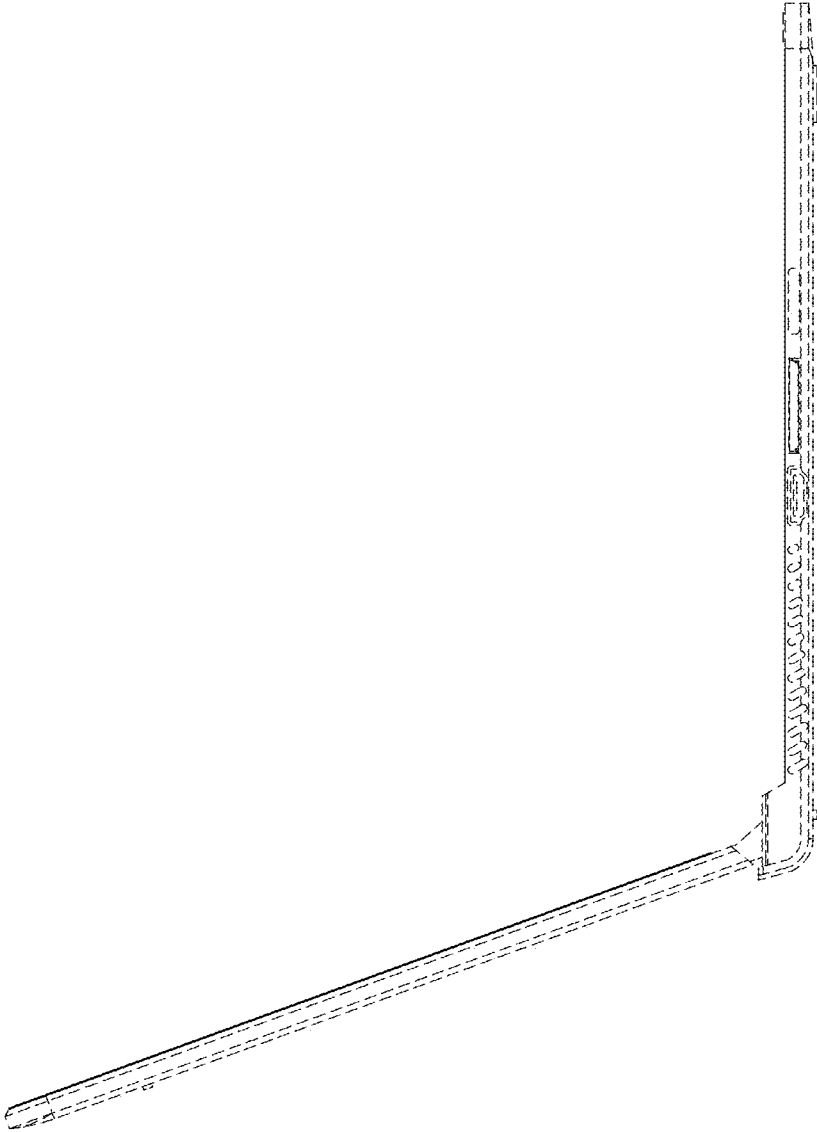


FIG. 6

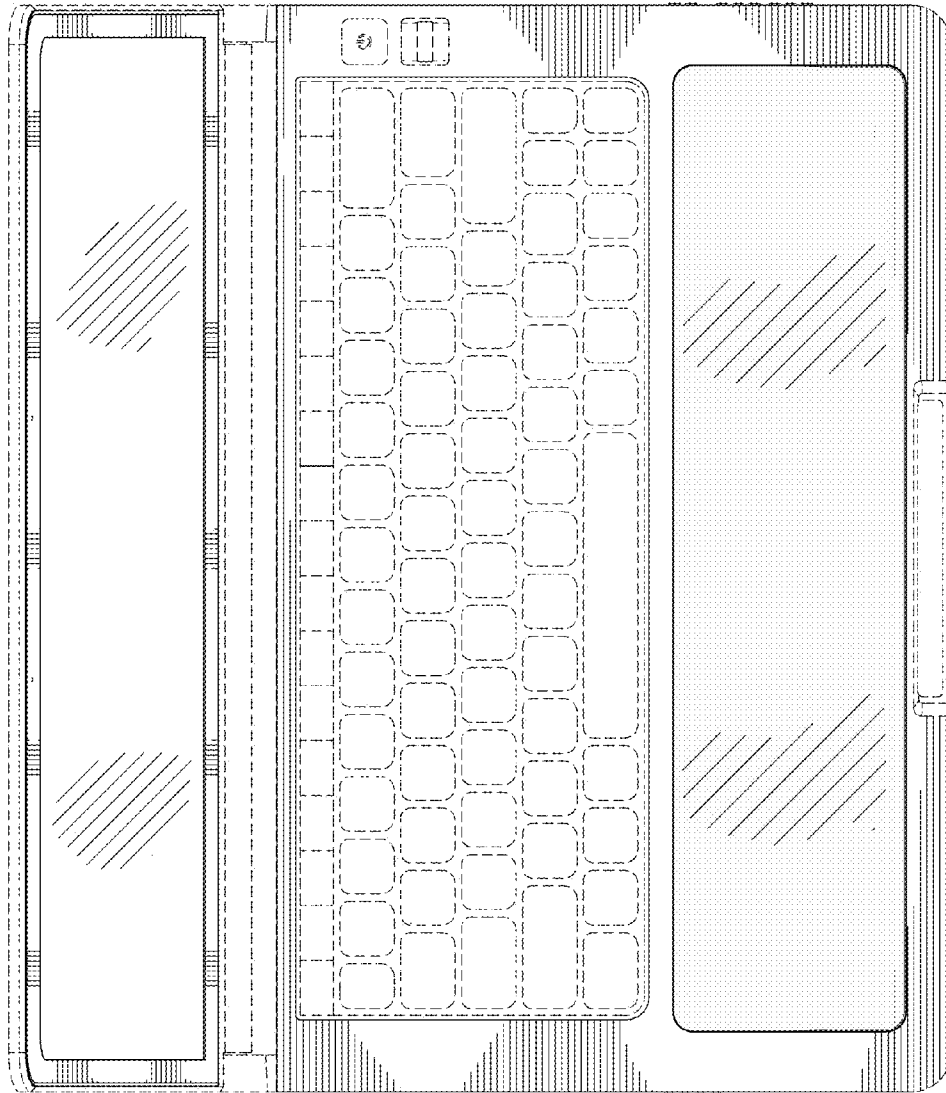



FIG. 7



UNITED STATES PATENT AND TRADEMARK OFFICE
CERTIFICATE OF CORRECTION

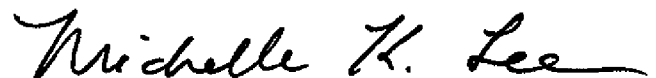
PATENT NO. : D694,232 S
APPLICATION NO. : 29/423475
DATED : November 26, 2013
INVENTOR(S) : Peter Adamson et al.

Page 1 of 1

It is certified that error appears in the above-identified patent and that said Letters Patent is hereby corrected as shown below:

On the title page, in item (54), and in the Specification, column 1, line 1, in "Title", delete "WITH" and insert -- WITH AN AT LEAST --, therefor.

Signed and Sealed this
First Day of April, 2014



Michelle K. Lee
Deputy Director of the United States Patent and Trademark Office