



US00D411283S

**United States Patent** [19]  
**Fleischmann**

[11] **Patent Number: Des. 411,283**  
[45] **Date of Patent: \*\* Jun. 22, 1999**

[54] **FAUCET DESIGN**  
[75] Inventor: **Klaus Fleischmann**, Krefeld, Germany  
[73] Assignee: **Hansa Metalwerke AG**, Germany  
[\*\*] Term: **14 Years**

D. 367,919	3/1996	Loberweier .....	D23/238
D. 373,178	8/1996	Gottwols .....	D23/238
D. 377,678	1/1997	Gottwols .....	D23/238
D. 380,811	7/1997	Gottwols .....	D23/243
D. 400,648	11/1998	Fabian et al. ....	D23/243

[21] Appl. No.: **29/068,925**  
[22] Filed: **Apr. 10, 1997**

*Primary Examiner*—Louis S. Zarfaz  
*Assistant Examiner*—Eric Watterson

[30] **Foreign Application Priority Data**  
Oct. 10, 1996 [DE] Germany ..... M 96 08776

[57] **CLAIM**  
I claim the ornamental design for a faucet design, as shown and described.


[51] **LOC (6) Cl.** ..... **23-01**  
[52] **U.S. Cl.** ..... **D23/238**  
[58] **Field of Search** ..... D23/238-293,  
D23/250-257; D8/300-308; 4/675-678;  
137/801


**DESCRIPTION**

FIG. 1 is a left side elevational view of a faucet design, showing my new design, the opposite side being a mirror image thereof;  
FIG. 2 is a front view thereof.  
FIG. 3 is a rear view thereof.  
FIG. 4 is a top view thereof.  
FIG. 5 is a bottom view thereof; and,  
FIG. 6 is a perspective view thereof.

[56] **References Cited**  
U.S. PATENT DOCUMENTS  
D. 355,955 2/1995 Chretien ..... D23/238

**1 Claim, 6 Drawing Sheets**





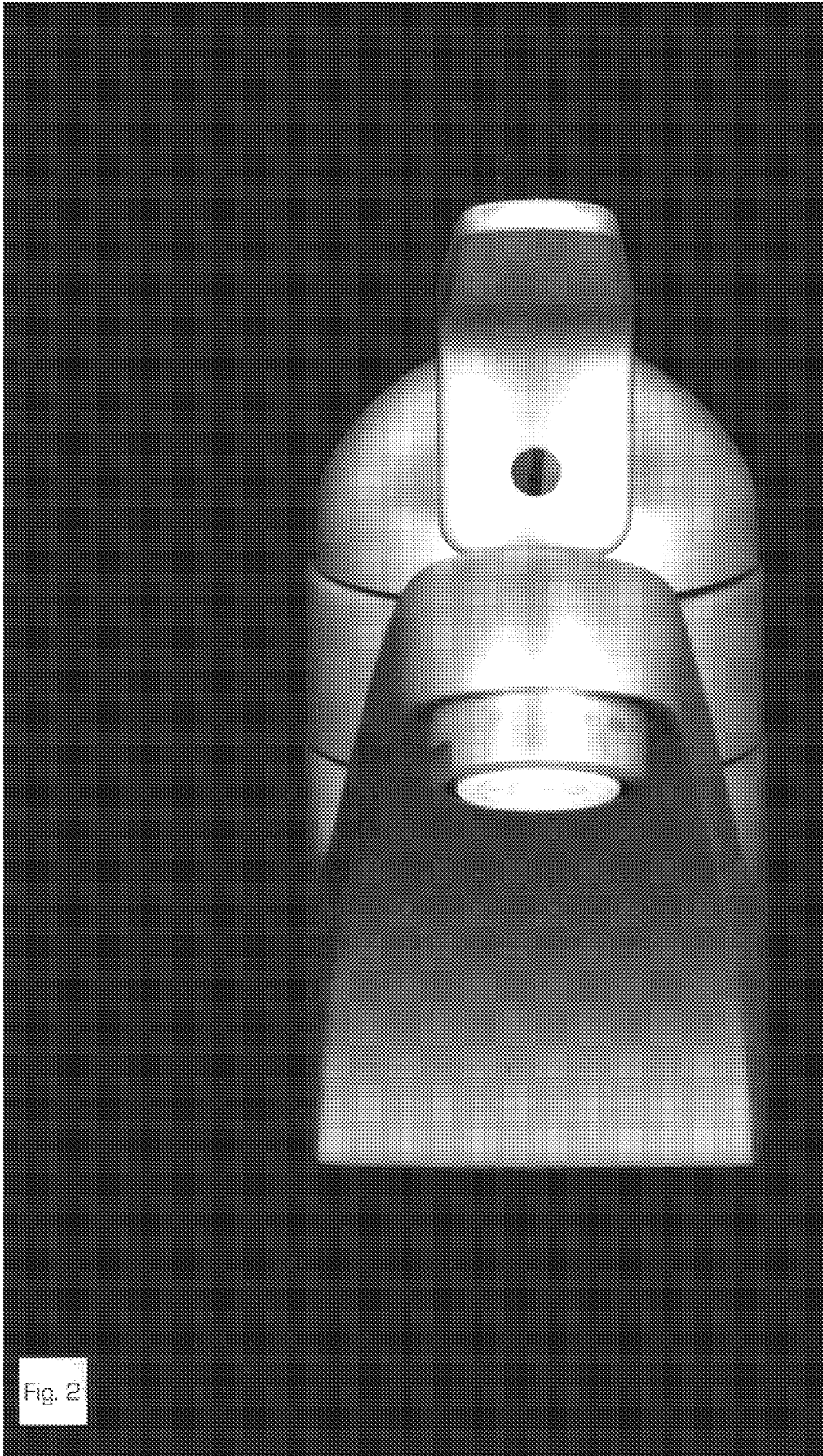


Fig. 2



Fig. 3

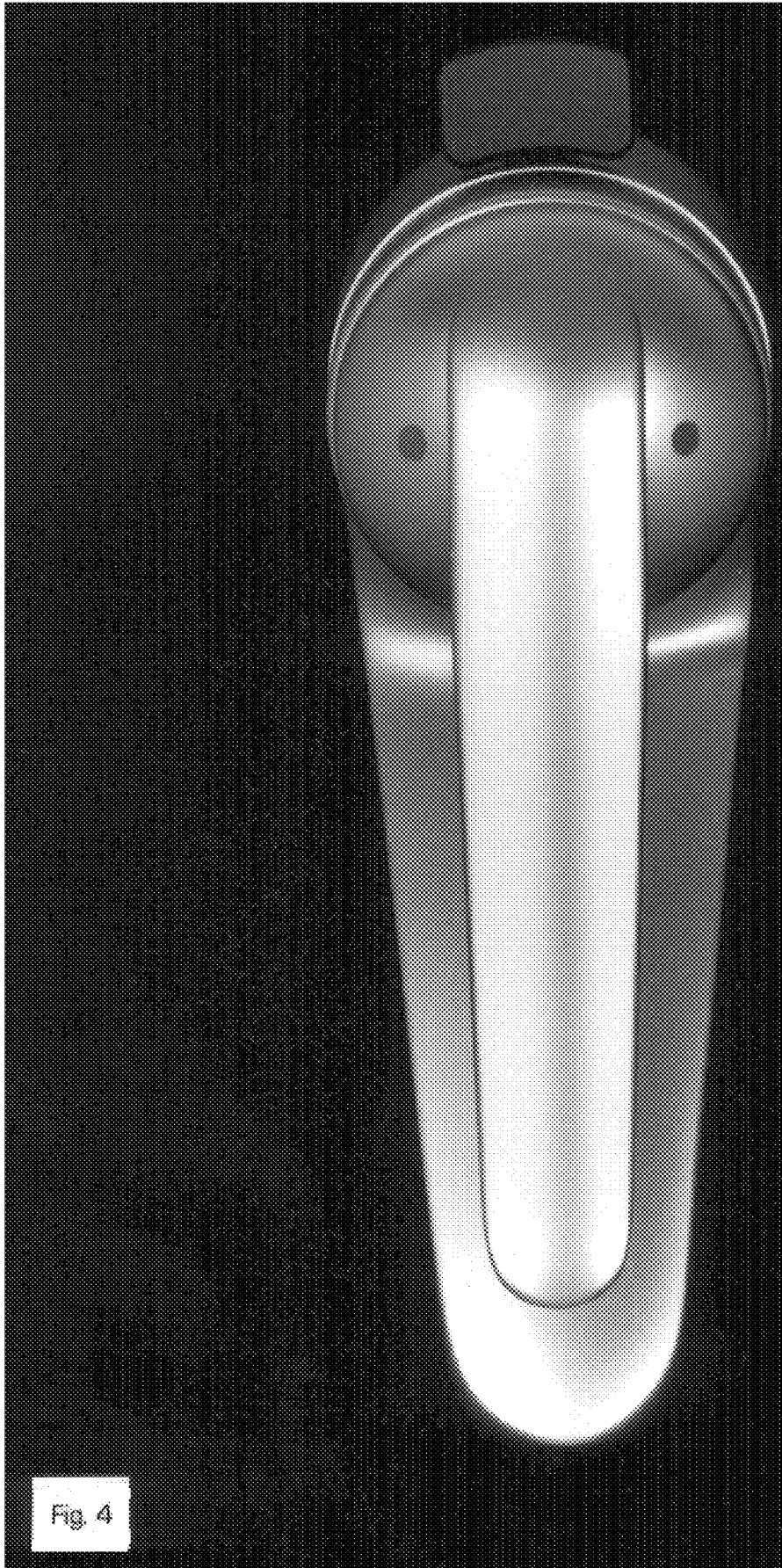


Fig. 4






Fig. 5

