



US00D842208S

(12) **United States Design Patent**
Hale, Jr.

(10) **Patent No.:** **US D842,208 S**

(45) **Date of Patent:** **** *Mar. 5, 2019**

(54) **FRONT OUTWARD FLANGE OF A VEHICLE WHEEL**

(71) Applicant: **MOBILE HI-TECH WHEELS,**
Rancho Dominguez, CA (US)

(72) Inventor: **Arthur D. Hale, Jr.,** Long Beach, CA (US)

(73) Assignee: **MOBILE HI-TECH WHEELS,**
Rancho Dominguez, CA (US)

(*) Notice: This patent is subject to a terminal disclaimer.

(**) Term: **15 Years**

(21) Appl. No.: **29/560,079**

(22) Filed: **Apr. 1, 2016**

(51) **LOC (11) Cl.** **12-16**

(52) **U.S. Cl.**

USPC **D12/213**

(58) **Field of Classification Search**

USPC D12/204-213; D21/533, 561, 563
CPC B60B 7/00; B60B 7/02; B60B 7/04; B60B 7/06; B60B 3/02; B60B 3/04; B60B 3/06; B60B 3/10; B60B 1/00; B60B 1/08; B60B 1/10; B60B 1/12; F16L 55/178; F16L 23/18; F16L 23/24; Y10T 24/1441

See application file for complete search history.

(56) **References Cited**

U.S. PATENT DOCUMENTS

999,548	A *	8/1911	Clark	F16L 55/178
					285/413
1,051,087	A *	1/1913	Clark	F16L 55/178
					277/623
1,062,438	A *	5/1913	Clark	F16L 55/178
					285/337
D51,154	S *	8/1917	Rosenfeld	D12/210
1,240,486	A *	9/1917	Price	F16L 55/178
					285/148.6

1,423,754	A *	7/1922	Clark	F16L 55/178
					285/337
2,019,120	A *	10/1935	Cunningham	B60B 11/10
					301/40.3
4,240,670	A *	12/1980	Zorn	B60B 7/00
					301/108.4
D593,473	S *	6/2009	Fournier	D12/207
D593,475	S *	6/2009	Chung	D12/210
D624,477	S *	9/2010	McMath	B60B 11/10
					D12/210
D715,721	S *	10/2014	Chung	B60B 7/00
					D12/211
D715,722	S *	10/2014	Johnson	D12/211

(Continued)

OTHER PUBLICATIONS

Precise racing products, Weld 15" beadlock ring for dzus on mudcover, Oct. 2015, Online product page, retrieved Jul. 23, 2018 from <URL: <https://web.archive.org/web/20150910003623/https://www.preciseracing.com/product.cfm?InvKey=28213>> (Year: 2015).*

Primary Examiner — Sheryl Lane

Assistant Examiner — Calvin E Vansant

(74) *Attorney, Agent, or Firm* — Lewis Roca Rothgerber Christie LLP

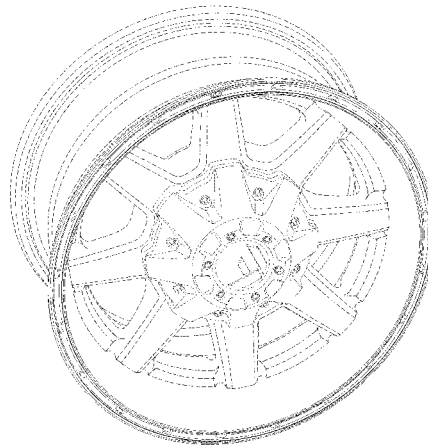
(57) **CLAIM**

The ornamental design for front outward flange of a vehicle wheel, as shown and described.

DESCRIPTION

FIG. 1 is a perspective view of a front outward flange of a vehicle wheel according to my new design; FIG. 2 is a elevational view thereof; FIG. 3 is a side elevational view thereof; and, FIG. 4 is an enlarged view of the generally oval indent feature of my new design. The broken lines depict portions of the front outward flange of a vehicle wheel that form no part of the claim.

1 Claim, 3 Drawing Sheets



(56)

References Cited

U.S. PATENT DOCUMENTS

D746,754	S	*	1/2016	Johnson	F16L 55/178	D12/209
D783,495	S	*	4/2017	Hale, Jr.	F16L 55/178	D12/209
D788,012	S	*	5/2017	Hughes	F16L 55/178	D12/212
D791,057	S	*	7/2017	Johnson	F16L 55/178	D12/211
D805,987	S	*	12/2017	Major	F16L 55/178	D12/204

* cited by examiner

FIG. 1

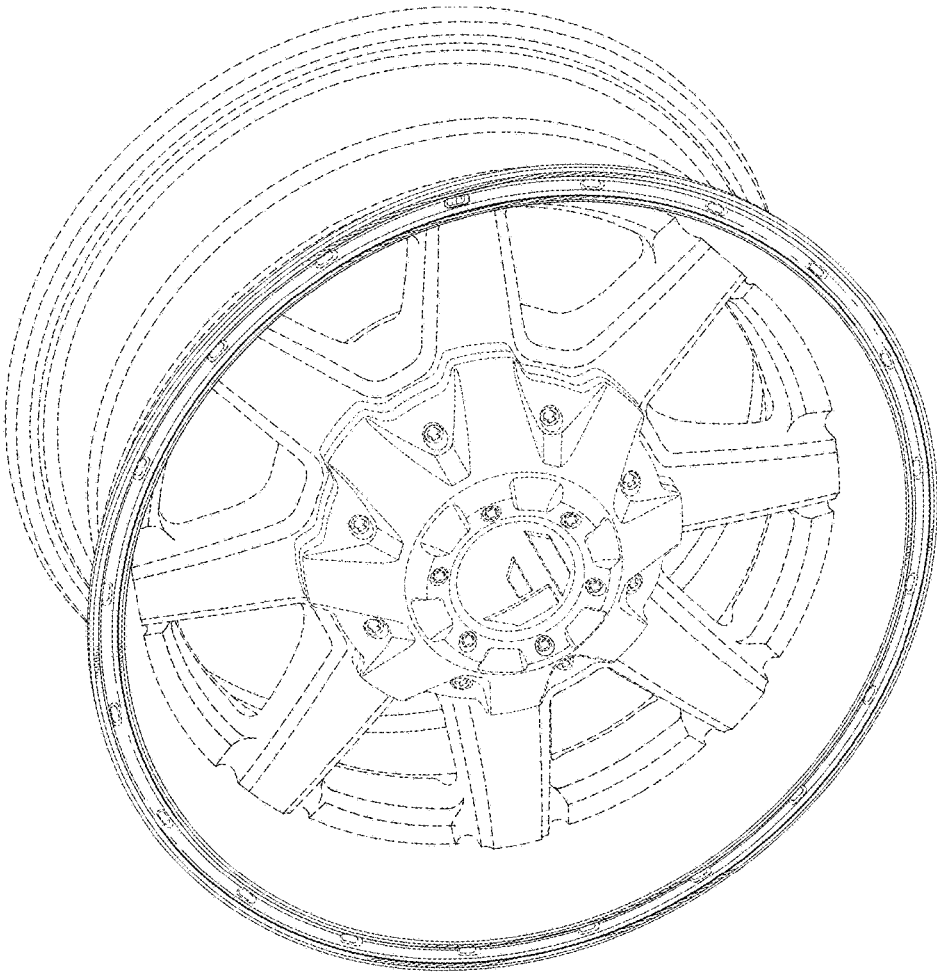


FIG. 2

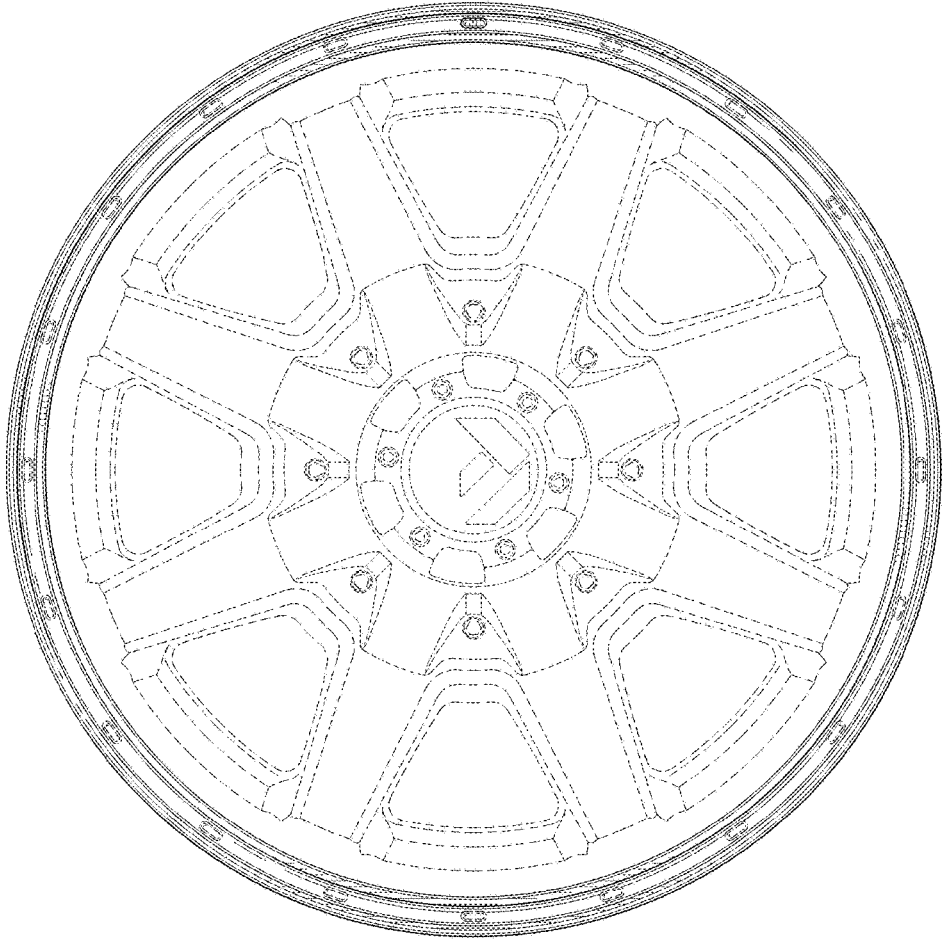


FIG. 3




FIG. 4

