



US00D685698S

(12) **United States Design Patent**
Takei

(10) **Patent No.:** **US D685,698 S**
(45) **Date of Patent:** **** Jul. 9, 2013**

(54) **FRONT PORTION OF AN AUTOMOBILE**

D626,886 S 11/2010 Sakae et al.
D642,093 S 7/2011 Kubo et al.
D651,948 S * 1/2012 Fukui et al. D12/164

(71) Applicant: **Tatsuya Takei**, Toyota (JP)

(72) Inventor: **Tatsuya Takei**, Toyota (JP)

(73) Assignee: **Toyota Jidosha Kabushiki Kaisha**,
Toyota-shi, Aichi-ken (JP)

(**) Term: **14 Years**

(21) Appl. No.: **29/432,866**

(22) Filed: **Sep. 21, 2012**

Related U.S. Application Data

(62) Division of application No. 29/402,150, filed on Sep. 21, 2011.

(51) **LOC (9) Cl.** **12-16**

(52) **U.S. Cl.**

USPC **D12/164**

(58) **Field of Classification Search**

USPC D12/164, 196, 90-92, 86; D21/424,
D21/433, 434; 296/181.1, 181.5

See application file for complete search history.

(56) **References Cited**

U.S. PATENT DOCUMENTS

D505,359 S	5/2005	Suzuki et al.	
D512,000 S	11/2005	Suzuki et al.	
D598,823 S	* 8/2009	Hiranaka et al. D12/164
D599,258 S	* 9/2009	Inukai et al. D12/164
D602,399 S	* 10/2009	Sakae et al. D12/91
D602,821 S	* 10/2009	Tada et al. D12/164
D622,190 S	* 8/2010	Kanno et al. D12/164
D622,191 S	* 8/2010	Yagi et al. D12/164
D626,040 S	10/2010	Sakae et al.	
D626,468 S	* 11/2010	Sakae et al. D12/164

OTHER PUBLICATIONS

Brochure of LX570, Toyota, model Lexus LX570, Nov. 2009.
Brochure of RX450h, Toyota, model Lexus RX450h, Aug. 2008.
Website: http://www.netcarshow.com/audi/2012-a6/800x600/wallpaper_Oa.htm, Audi, model Audi A6, (date unspecified).
Website: http://www.netcarshow.com/bmw/2010-x6_m/800x600/wallpaper_09.htm, BMW, model MMW X6M, Feb. 2011.
Website: http://www.netcarshow.com/lexus/2011-ct_200h/800x600/wallpaper_23.htm, Lexus, model Lexus CT200h (date unspecified).

* cited by examiner

Primary Examiner — Melody Brown

(74) *Attorney, Agent, or Firm* — Finnegan, Henderson, Farabow, Garrett & Dunner, LLP

(57) **CLAIM**

The ornamental design for a front portion of an automobile, as shown and described.

DESCRIPTION

FIG. 1 is a front perspective view of a design for a front portion of an automobile showing my new design;
FIG. 2 is a rear perspective view thereof;
FIG. 3 is a right side view thereof, the left side view being a mirror image thereof;
FIG. 4 is a front view thereof;
FIG. 5 is a rear view thereof; and,
FIG. 6 is a top plan view thereof.
The portion of the vehicle in light contrast is environment and is not a part of the claimed design.

1 Claim, 6 Drawing Sheets






FIG. 1




FIG. 2




FIG. 3



FIG. 4




FIG. 5

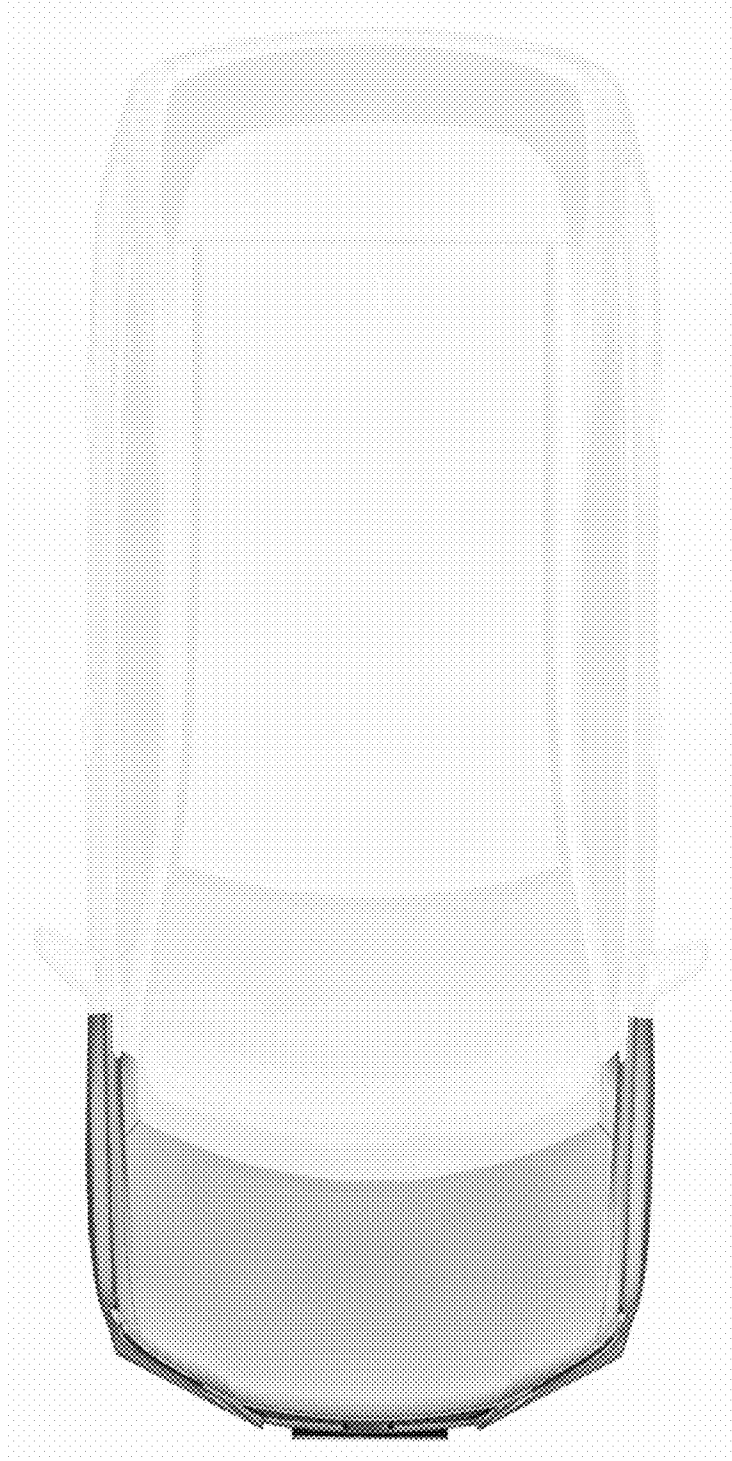


FIG. 6