



US00D685433S

(12) **United States Design Patent**  
**De Iuliis et al.**

(10) **Patent No.:** **US D685,433 S**

(45) **Date of Patent:** **\*\* Jul. 2, 2013**

(54) **SIGN**

(75) Inventors: **Daniele De Iuliis**, San Francisco, CA (US); **Victoria A. Spielmann**, San Francisco, CA (US)

(73) Assignee: **Apple Inc.**, Cupertino, CA (US)

(\*\*) Term: **14 Years**

(21) Appl. No.: **29/392,462**

(22) Filed: **May 20, 2011**

(51) **LOC (9) Cl.** ..... **20-03**

(52) **U.S. Cl.**  
USPC ..... **D20/15**

(58) **Field of Classification Search**

USPC ..... D20/10, 19, 39-42, 99; 40/124.5, 40/299.01, 442, 446, 538, 541, 549, 564, 40/571, 573, 584, 594, 600, 606, 661.06; D9/414, 430, 529, 687; D10/109.1, 109.2, D10/109.4; D19/10, 96; D99/17, 24; 362/812  
See application file for complete search history.

(56) **References Cited**

**U.S. PATENT DOCUMENTS**

D138,976	S	*	10/1944	Hammer	.....	D20/10
3,990,166	A	*	11/1976	Nagelkirk	.....	40/442
4,217,714	A	*	8/1980	Ramsay	.....	40/549
4,718,185	A	*	1/1988	Conlin et al.	.....	40/442
D312,664	S	*	12/1990	Kaut	.....	D20/10
D449,654	S	*	10/2001	Petersen et al.	.....	D20/39
D453,191	S	*	1/2002	Gentelia et al.	.....	D20/10

D455,788	S	*	4/2002	Gentelia et al.	.....	D20/10
D567,667	S	*	4/2008	Kikuchi	.....	D9/687
D637,228	S	*	5/2011	Irwin, Jr.	.....	D19/10
D644,108	S	*	8/2011	Vila Calvo	.....	D9/529

**FOREIGN PATENT DOCUMENTS**

EM 001562554-0001 \* 6/2009

\* cited by examiner

*Primary Examiner* — Mary Ann Calabrese

(74) *Attorney, Agent, or Firm* — Sterne, Kessler, Goldstein & Fox P.L.L.C.

(57) **CLAIM**

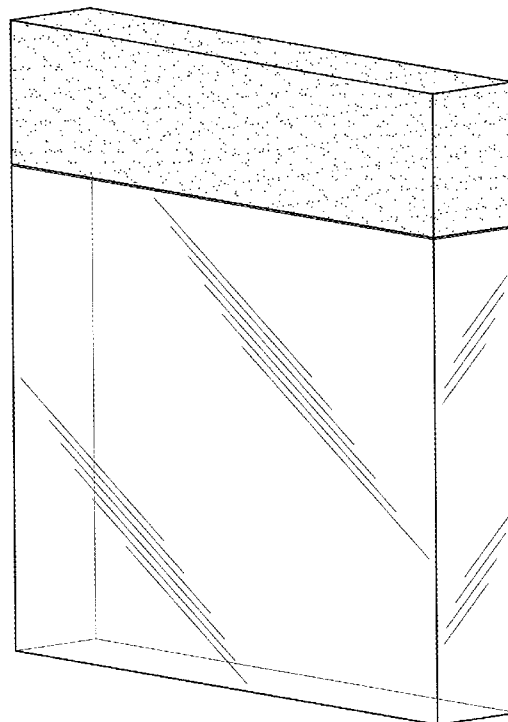
The ornamental design for a sign, as shown and described.

**DESCRIPTION**

FIG. 1 is a front perspective view of a sign showing our new design;  
FIG. 2 is a front view thereof;  
FIG. 3 is a rear view thereof;  
FIG. 4 is a side view thereof;  
FIG. 5 is the opposite side view thereof;  
FIG. 6 is a top plan view thereof;  
FIG. 7 is a bottom plan view thereof; and,  
FIG. 8 is an enlarged view of a portion thereof, taken from the encircled area in FIG. 2.

The shade lines in the Figures show transparency. The stippling in the Figures shows contrast. By way of example, the areas with stipple shading may appear translucent.

**1 Claim, 5 Drawing Sheets**



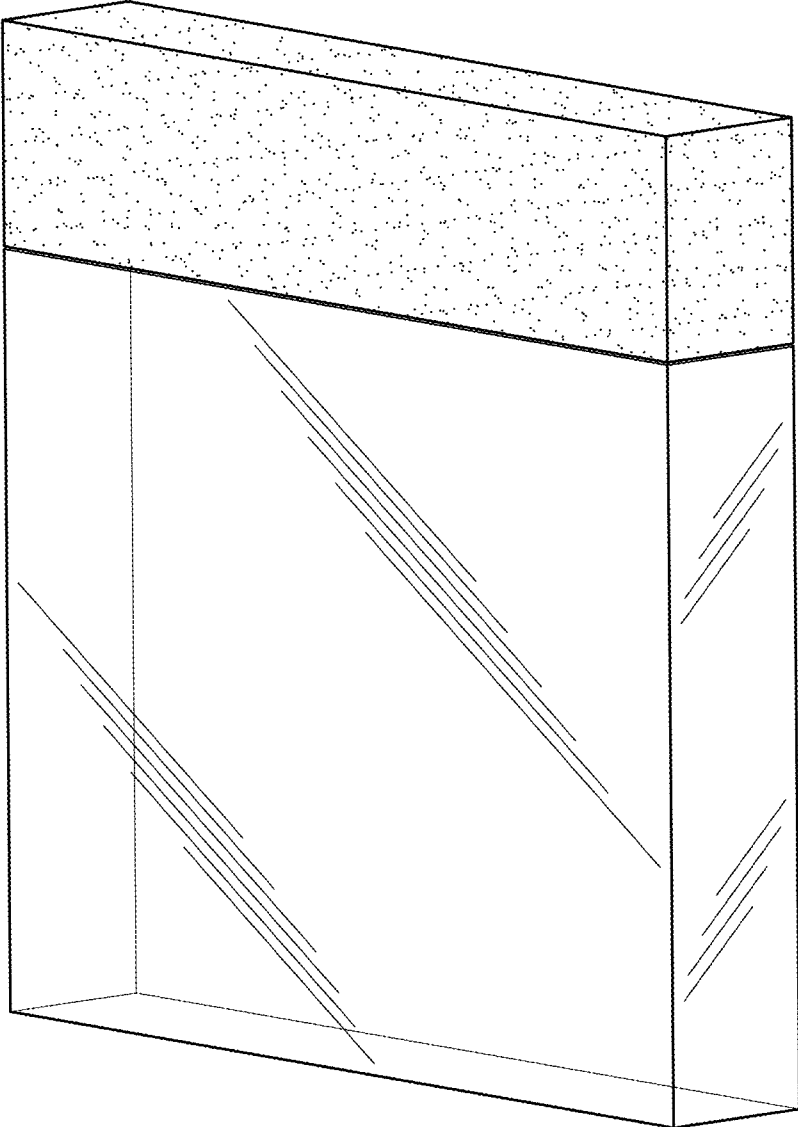


FIG. 1

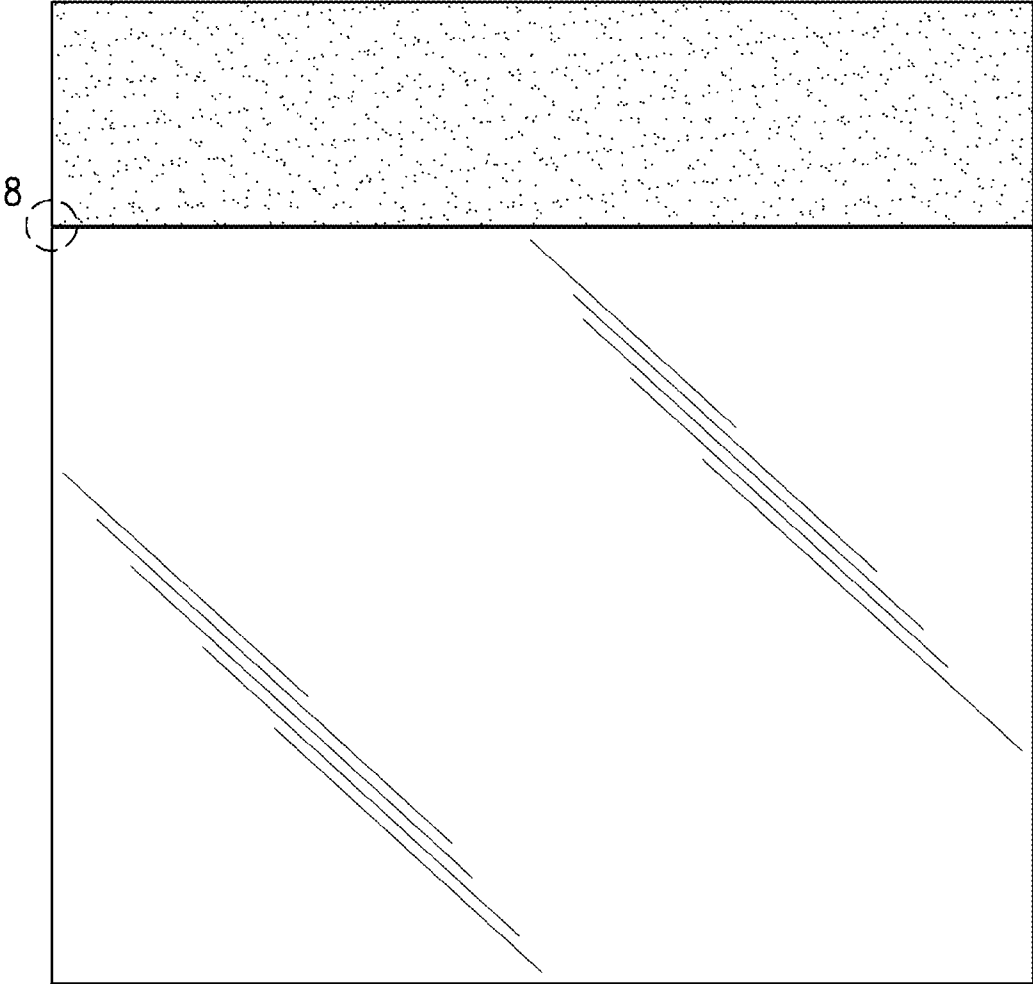
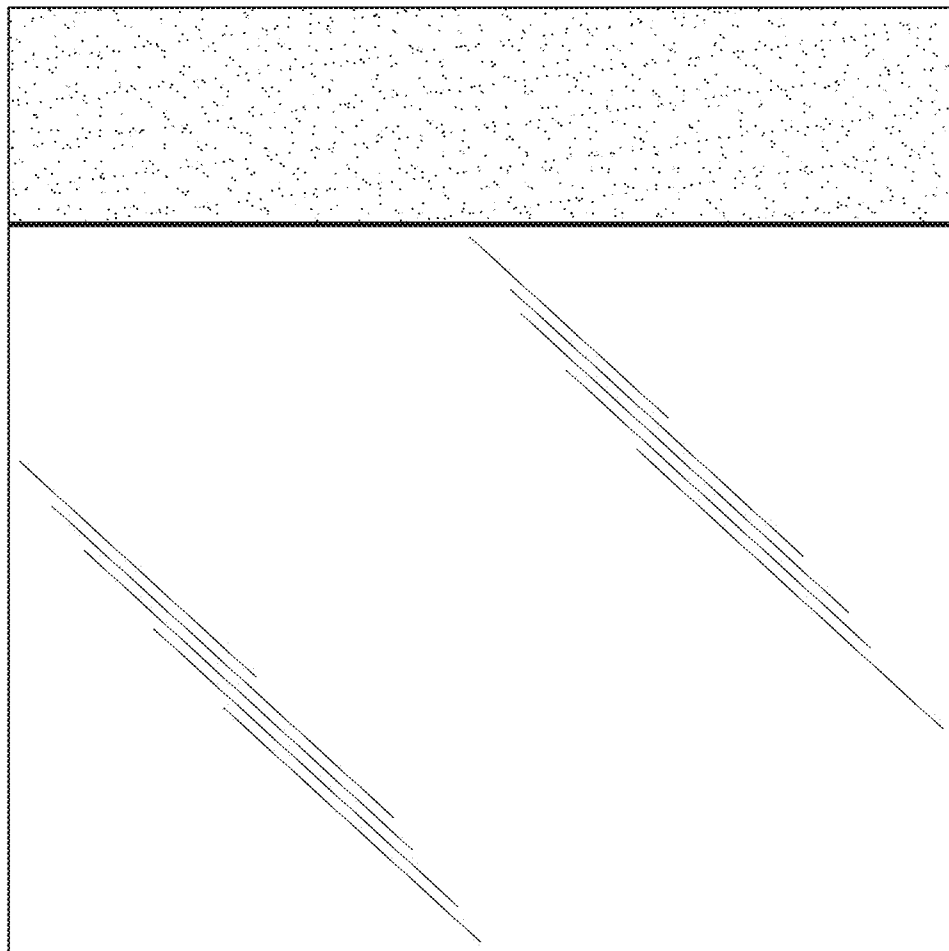
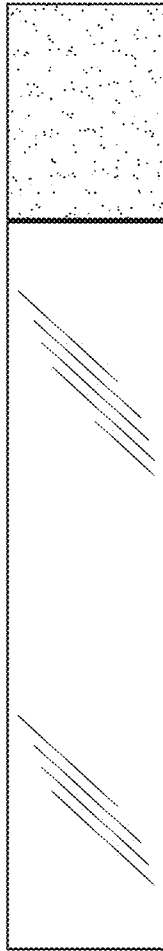


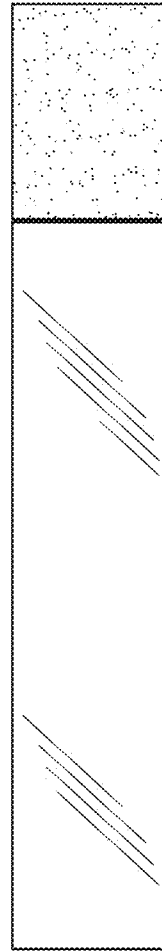
FIG.2




**FIG.3**



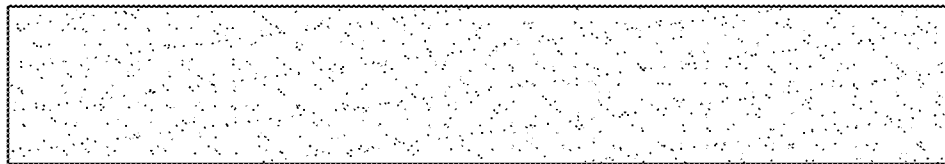
**FIG. 4**



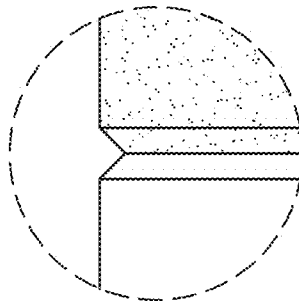
**FIG. 5**



**FIG. 6**



**FIG. 7**



**FIG. 8**