



US00D717252S

(12) **United States Design Patent**
Takeda et al.

(10) **Patent No.:** **US D717,252 S**

(45) **Date of Patent:** **** Nov. 11, 2014**

(54) **LIGHT EMITTING DIODE**

(71) Applicant: **Toyoda Gosei Co., Ltd.**, Kiyosu (JP)

(72) Inventors: **Shigeo Takeda**, Kiyosu (JP); **Tomohiro Miwa**, Kiyosu (JP); **Shota Shimonishi**, Kiyosu (JP); **Hiroyuki Tajima**, Kiyosu (JP)

(73) Assignee: **Toyoda Gosei Co., Ltd.**, Kiyosu-Shi, Aichi-Ken (JP)

(**) Term: **14 Years**

(21) Appl. No.: **29/439,699**

(22) Filed: **Dec. 13, 2012**

(30) **Foreign Application Priority Data**

Jul. 5, 2012 (JP) DES. 2012-015945

(51) **LOC (10) CL.** **13-03**

(52) **U.S. CL.**
USPC **D13/180**

(58) **Field of Classification Search**
USPC D13/180; D26/1; 257/79, 80, 81, 88,
257/89, 95, 98, 99, 100, E33.058; 313/483,
313/498, 500; 362/555, 800
See application file for complete search history.

(56) **References Cited**

U.S. PATENT DOCUMENTS

D573,553	S *	7/2008	Uemoto et al.	D13/180
7,479,660	B2 *	1/2009	Kobilke	257/89
7,612,307	B2 *	11/2009	Chou et al.	200/316
D607,420	S *	1/2010	Imai et al.	D13/180
D615,052	S *	5/2010	Imai et al.	D13/180
D618,635	S *	6/2010	Imai et al.	D13/180
7,825,578	B2 *	11/2010	Takashima et al.	313/502
D637,564	S *	5/2011	Tseng et al.	D13/180
D650,760	S *	12/2011	Hussell et al.	D13/180

D667,803	S *	9/2012	Hussell et al.	D13/180
D669,041	S *	10/2012	Imai et al.	D13/180
D676,000	S *	2/2013	Hussell et al.	D13/180
D676,395	S *	2/2013	Hussell et al.	D13/180
D683,708	S *	6/2013	Sasano et al.	D13/180
D689,451	S *	9/2013	Shimonishi et al.	D13/180
8,575,639	B2 *	11/2013	Hussell	257/98
D698,322	S *	1/2014	Takeda et al.	D13/180
D700,585	S *	3/2014	Takeda et al.	D13/180
D702,653	S *	4/2014	Wilcox et al.	D13/180
2003/0116414	A1 *	6/2003	Maeda et al.	200/56 R
2006/0139595	A1 *	6/2006	Koenen et al.	355/55
2007/0018295	A1 *	1/2007	Kim et al.	257/678
2008/0106723	A1 *	5/2008	Hoogendam et al.	355/77
2008/0223706	A1 *	9/2008	Hagiwara et al.	200/5 A
2008/0239318	A1 *	10/2008	Den Boef et al.	356/369
2009/0122514	A1 *	5/2009	Yoon et al.	362/84
2009/0126429	A1 *	5/2009	Chen et al.	70/395
2010/0096642	A1 *	4/2010	Chang et al.	257/88
2010/0320483	A1 *	12/2010	Kadotani et al.	257/88

(Continued)

Primary Examiner — Selina Sikder

(74) *Attorney, Agent, or Firm* — McGinn IP Law Group, PLLC

(57) **CLAIM**

The ornamental design for the light emitting diode, as shown and described.

DESCRIPTION

FIG. 1 is a perspective view of the light emitting diode showing our new design;

FIG. 2 is a front view thereof, a rear view being mirror image thereof;

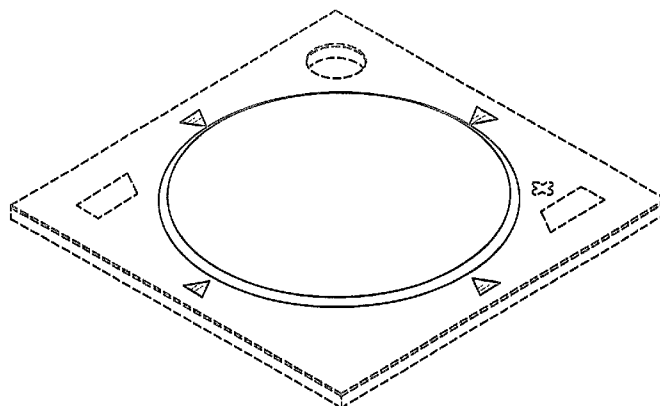
FIG. 3 is a right side view thereof, a left side view being mirror image thereof;

FIG. 4 is a top plan view thereof; and,

FIG. 5 is a bottom view thereof.

The portions of the article in broken lines are shown for illustrative purposes only and form no part of the claimed design.

1 Claim, 3 Drawing Sheets



US D717,252 S

Page 2

(56)

References Cited

U.S. PATENT DOCUMENTS

2012/0193651 A1*	8/2012	Edmond et al.	257/88
2012/0299022 A1*	11/2012	Hussell	257/88
2013/0058099 A1*	3/2013	Shum et al.	362/294
2011/0121323 A1*	5/2011	Wu et al.	257/88

* cited by examiner

Fig. 1

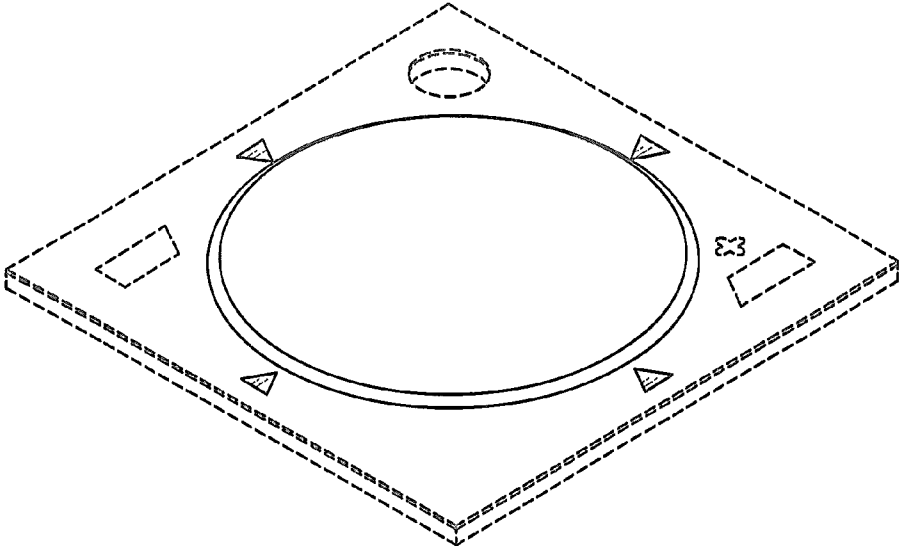


Fig. 2

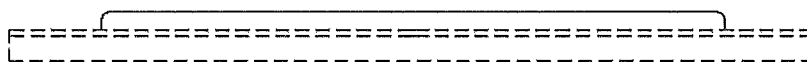


Fig. 3

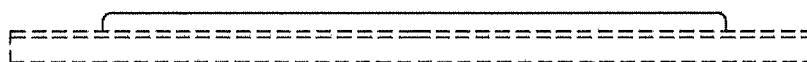


Fig. 4

