



US00D430103S

United States Patent [19] Scudder

[11] Patent Number: Des. 430,103

[45] Date of Patent: ** Aug. 29, 2000

[54] REAR MOUNTED TRUCK STORAGE BOX

4,938,398 7/1990 Hallsen 224/42.42
5,083,829 1/1992 Fonseca 296/37.6

[76] Inventor: John H. Scudder, 242 W. Capitol Dr.,
Hartland, Wis. 53029

Primary Examiner—Doris V. Coles
Assistant Examiner—Stacia Sinuik
Attorney, Agent, or Firm—Donald J. Ersler

[**] Term: 14 Years

[57] CLAIM

[21] Appl. No.: 29/108,619

The ornamental design for a rear mounted truck storage box,
as shown and described.

[22] Filed: Jul. 30, 1999

[51] LOC (7) Cl. 12-99

[52] U.S. Cl. D12/414.1

[58] Field of Search D12/412-414.1,
D12/423-425; D3/315, 905, 273; D8/71;
D9/341; 296/24.1, 37.1-37.6; 224/539-541,
400, 403-404; 280/901

DESCRIPTION

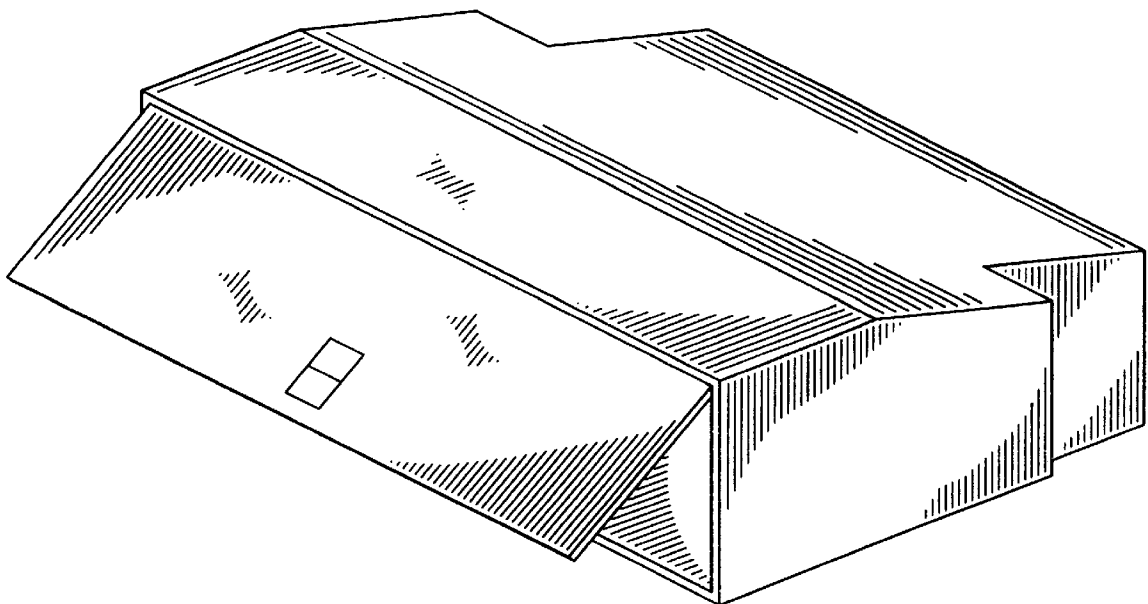
[56] References Cited

U.S. PATENT DOCUMENTS

D. 261,499	10/1981	Sauber	D12/423
D. 275,012	8/1984	Sonnek	D12/423 X
D. 305,315	1/1990	Fletcher	D12/414.1
D. 320,372	10/1991	Alberts	D12/414.1
D. 373,988	9/1996	Johnson	D12/423
D. 374,654	10/1996	Steketee	D12/423
D. 378,671	4/1997	Herrs	D12/414.1 X
D. 411,164	6/1999	Harris	D12/414.1
4,451,075	5/1984	Canfield	296/37.6

FIG. 1 is a perspective view of a rear mounted truck storage box with an opened lid;
FIG. 2 is a perspective view thereof with the lid shown in a closed position;
FIG. 3 is a top plan view thereof with the lid shown in a closed position;
FIG. 4 is a bottom plan view thereof with the lid shown in a closed position;
FIG. 5 is a right elevation view thereof with the lid shown in a closed position;
FIG. 6 is a left elevation view thereof with an opened lid;
FIG. 7 is a front elevation view thereof with the lid shown in a closed position; and,
FIG. 8 is a rear elevation view thereof.

1 Claim, 3 Drawing Sheets



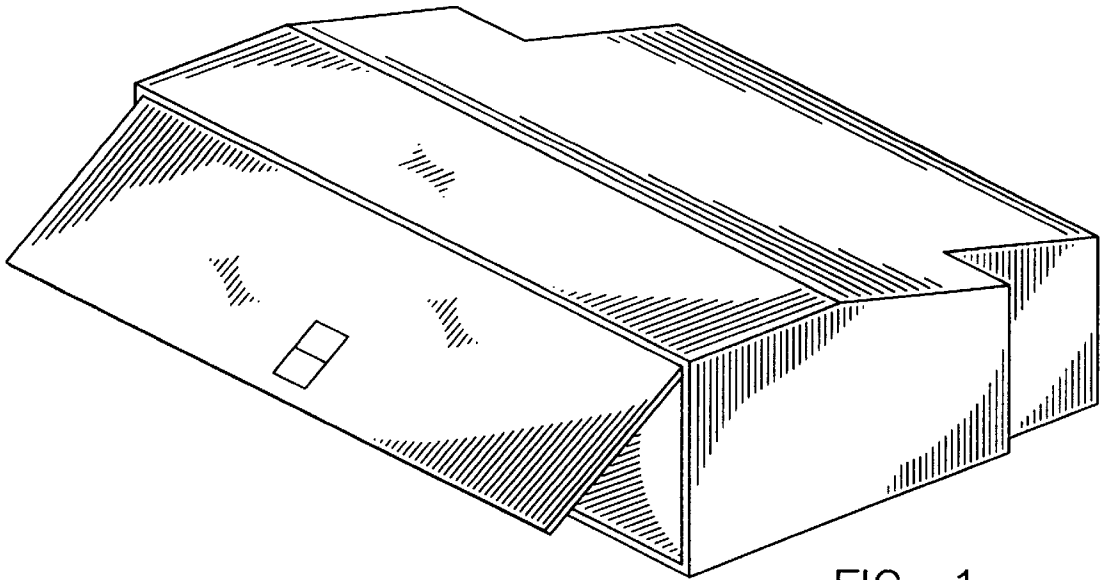


FIG. 1

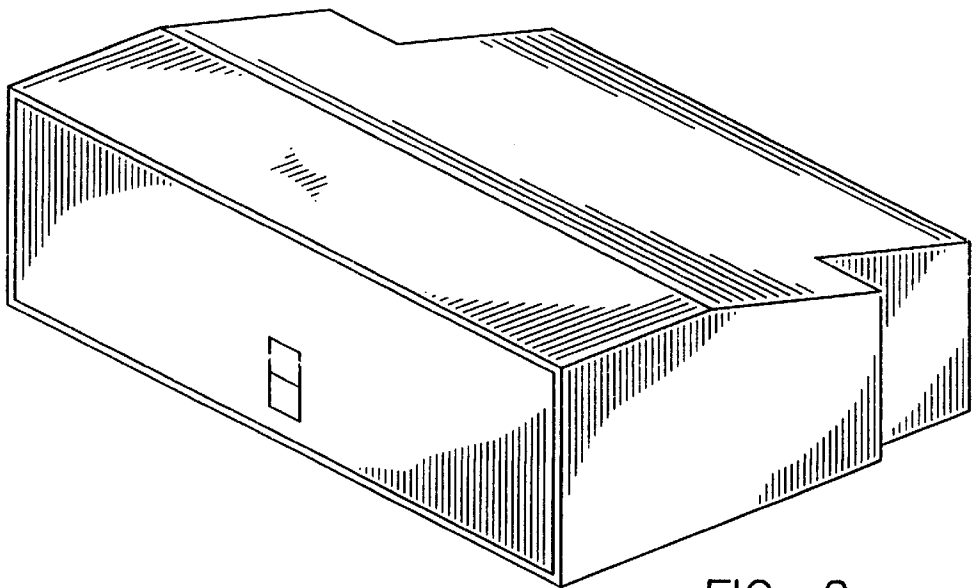


FIG. 2




FIG. 3

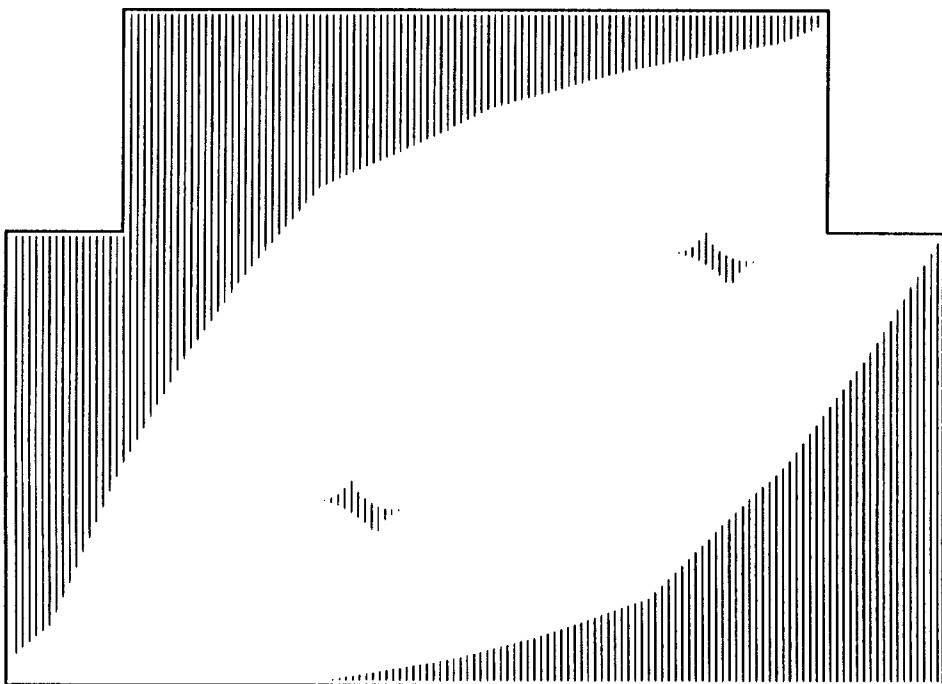


FIG. 4

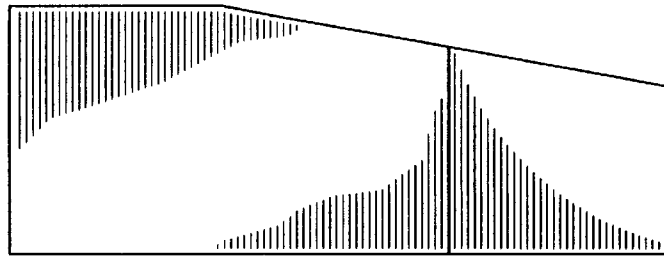


FIG. 5

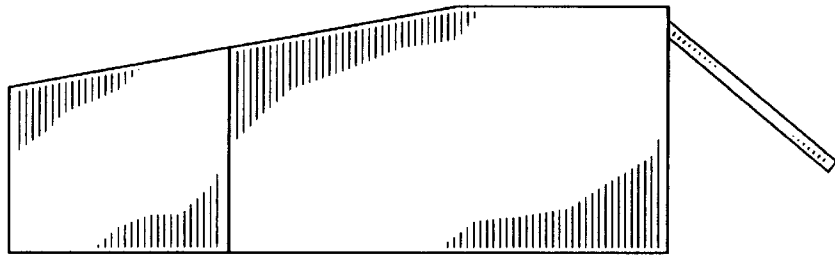


FIG. 6

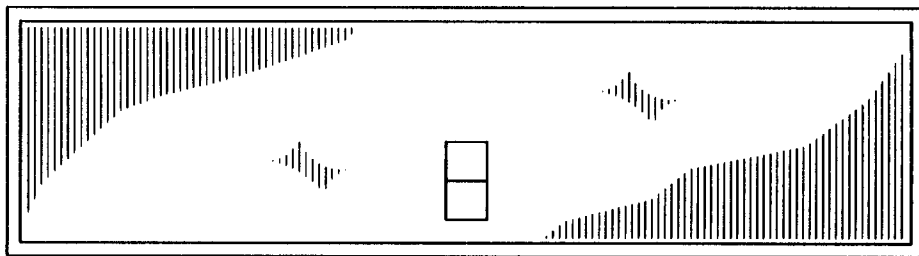


FIG. 7

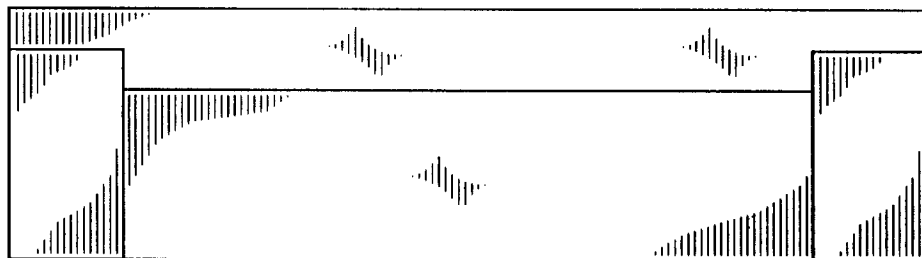


FIG. 8