



US00D875868S

(12) **United States Design Patent**
Pescovitz

(10) **Patent No.:** **US D875,868 S**

(45) **Date of Patent:** **** Feb. 18, 2020**

(54) **PERSONAL ENCLOSURE**

Primary Examiner — Cynthia M. Chin

(71) Applicant: **Under The Weather, LLC**, Cincinnati, OH (US)

(72) Inventor: **Eric Pescovitz**, Cincinnati, OH (US)

(**) Term: **15 Years**

(21) Appl. No.: **29/655,371**

(22) Filed: **Jul. 2, 2018**

(51) **LOC (12) Cl.** **21-04**

(52) **U.S. Cl.**
USPC **D21/838**

(58) **Field of Classification Search**
USPC D21/834–838; D25/16; D32/36, 37;
D3/305; 135/115, 123–126, 128,
135/135–137, 143, 900, 902; D16/237
CPC E04H 15/001; E04H 15/003; E04H 15/14;
E04H 15/32; E04H 15/322; E04H 15/34;
E04H 15/40; E04H 15/42; E04H 15/425;
A63B 2210/54; G03D 17/00
See application file for complete search history.

(56) **References Cited**

U.S. PATENT DOCUMENTS

2,751,952	A *	6/1956	Mirus	A41D 13/081 383/41
4,731,627	A *	3/1988	Chisholm	G03D 17/00 135/87
D302,170	S *	7/1989	Harrison	D16/237
4,985,721	A *	1/1991	Moon	G03D 17/00 190/107
5,019,849	A *	5/1991	Harrison	G03D 17/00 135/87
D328,308	S *	7/1992	Harrison	396/590
D345,572	S *	3/1994	Bowman	396/590
D381,058	S *	7/1997	Lowenthal	D21/838
D383,188	S *	9/1997	Bohart	D21/838

(Continued)

(57) **CLAIM**

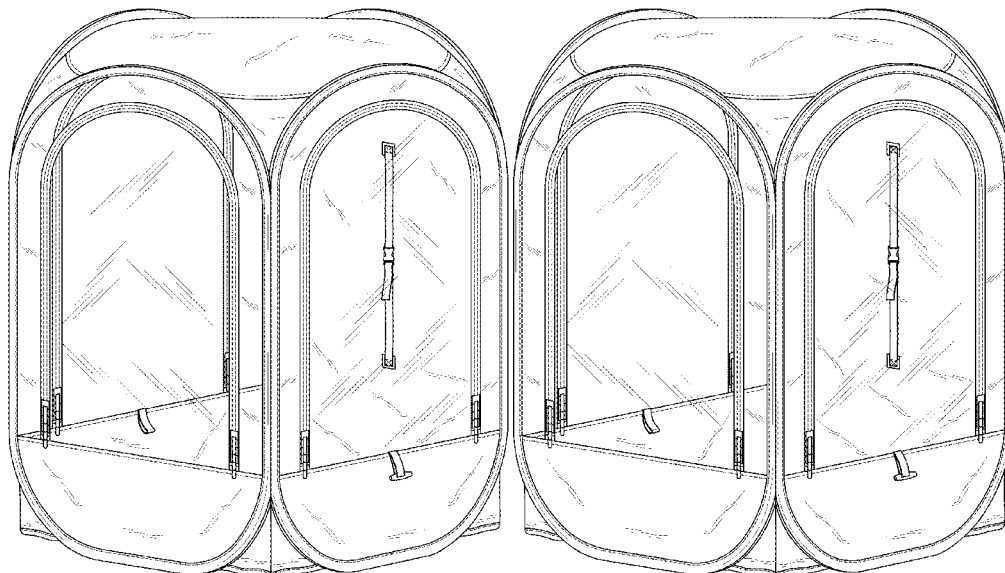
The ornamental design for a personal enclosure, as shown and described.

DESCRIPTION

FIG. 1 is a perspective view of a personal enclosure; FIG. 2 is another perspective view of the personal enclosure of FIG. 1; FIG. 3 is a front view of the personal enclosure of FIG. 1; FIG. 4 is a rear view of the personal enclosure of FIG. 1; FIG. 5 is a left side view of the personal enclosure of FIG. 1; FIG. 6 is a right side view of the personal enclosure of FIG. 1; FIG. 7 is a top view of the personal enclosure of FIG. 1; FIG. 8 is a bottom view of the personal enclosure of FIG. 1; FIG. 9 is a perspective view of a 2nd embodiment of a personal enclosure; FIG. 10 is another perspective view of the personal enclosure of FIG. 9; FIG. 11 is a front view of the personal enclosure of FIG. 9; FIG. 12 is a rear view of the personal enclosure of FIG. 9; FIG. 13 is a left side view of the personal enclosure of FIG. 9; FIG. 14 is a right side view of the personal enclosure of FIG. 9; FIG. 15 is a top view of the personal enclosure of FIG. 9; and, FIG. 16 is a bottom view of the personal enclosure of FIG. 9.

The broken lines are for the purpose of illustrating portions of the article that form no part of the claimed design.

1 Claim, 14 Drawing Sheets



(56)

References Cited

U.S. PATENT DOCUMENTS

D412,959 S *	8/1999	Cung	D21/834	D711,996 S *	8/2014	Pescovitz	D21/834
6,305,396 B1 *	10/2001	Zheng	A63B 9/00	D711,997 S *	8/2014	Pescovitz	D21/834
				135/115	D711,998 S *	8/2014	Pescovitz	D21/834
6,453,923 B2 *	9/2002	Zheng	A63B 9/00	D721,232 S *	1/2015	Krotts	D3/305
				135/117	D725,735 S *	3/2015	Pescovitz	D21/838
6,772,779 B1 *	8/2004	Pearcy	E04H 15/32	D728,940 S *	5/2015	Krotts	D3/305
				135/120.1	D739,656 S *	9/2015	Krotts	D3/305
D514,747 S *	2/2006	Bertoli	D30/108	D776,777 S *	1/2017	Pescovitz	D21/836
7,021,548 B1 *	4/2006	Rocca	G01J 1/02	D776,778 S *	1/2017	Pescovitz	D21/836
				235/462.46	D790,023 S *	6/2017	Pescovitz	D21/838
7,040,333 B1 *	5/2006	Ransom	E04H 15/32	D790,025 S *	6/2017	Pescovitz	D21/838
				135/115	D790,026 S *	6/2017	Pescovitz	D21/838
7,137,399 B1 *	11/2006	Ransom	E04H 15/32	D831,148 S *	10/2018	Ferrara	D21/838
				135/128	10,175,467 B2 *	1/2019	Mazel	G02B 21/0004
D559,140 S *	1/2008	Hilton	D10/113.4	10,323,435 B2 *	6/2019	Ferrara	E04H 15/56
D610,217 S *	2/2010	Krueger	D21/836	2002/0112753 A1 *	8/2002	Louie	A63H 33/008
D617,841 S *	6/2010	Jedlicka	D10/113.4					135/125
D691,688 S *	10/2013	Pescovitz	D21/838	2005/0081903 A1 *	4/2005	Wang	E04H 15/40
D691,689 S *	10/2013	Pescovitz	D21/838					135/126
D691,690 S *	10/2013	Pescovitz	D21/838	2007/0107286 A1 *	5/2007	Jedlicka	E04H 15/40
									40/610
					2009/0025265 A1 *	1/2009	Jedlicka	G09F 15/0062
									40/610

* cited by examiner

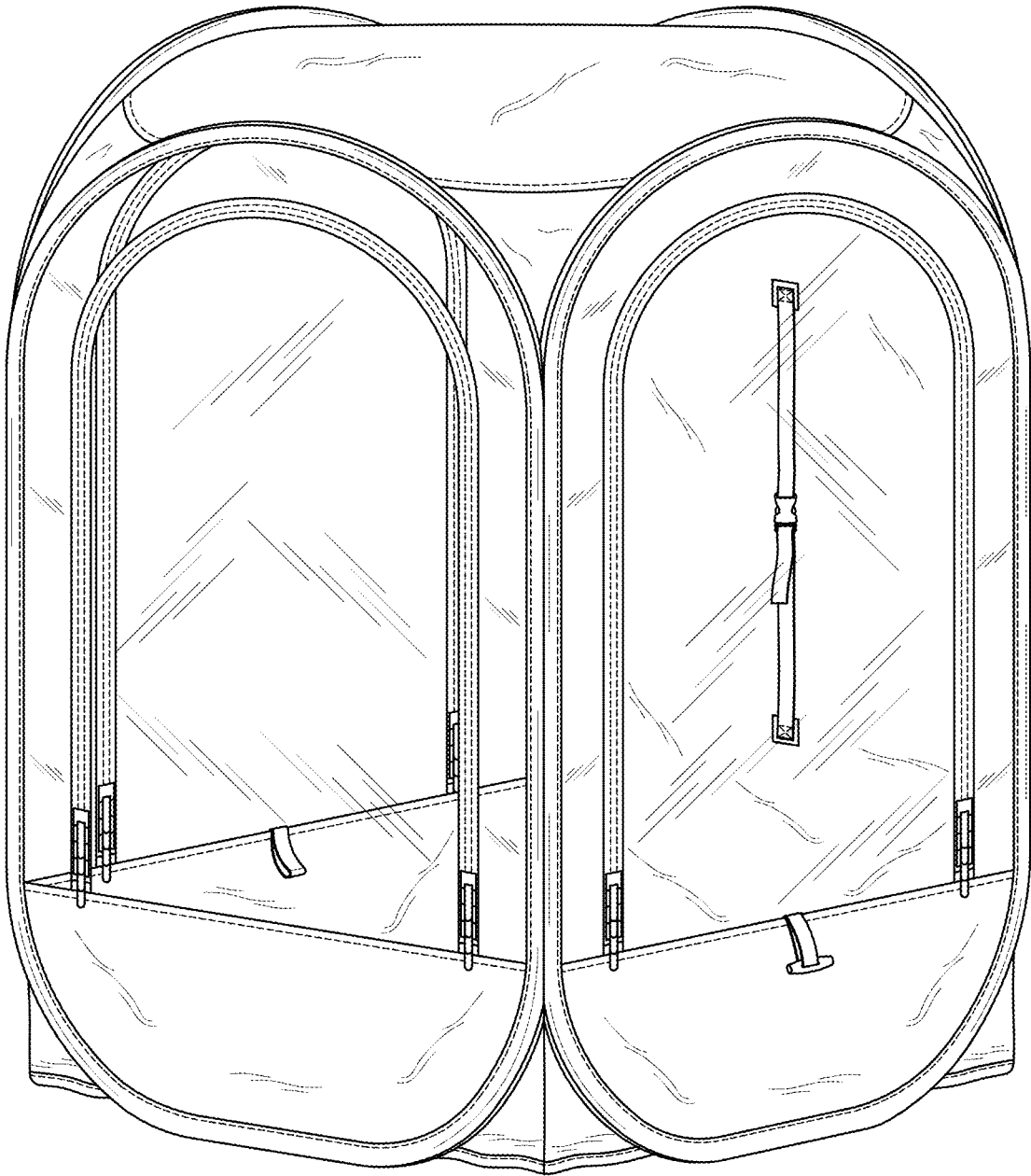


FIG. 1




FIG. 2

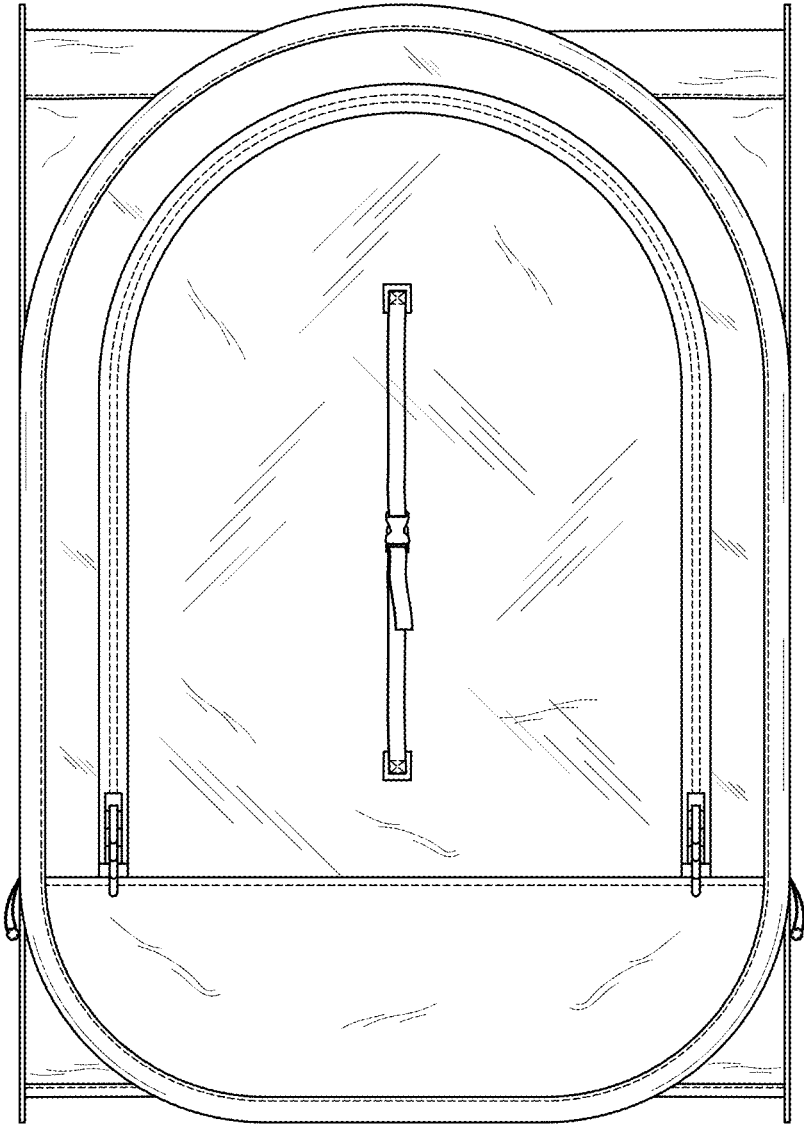


FIG. 3

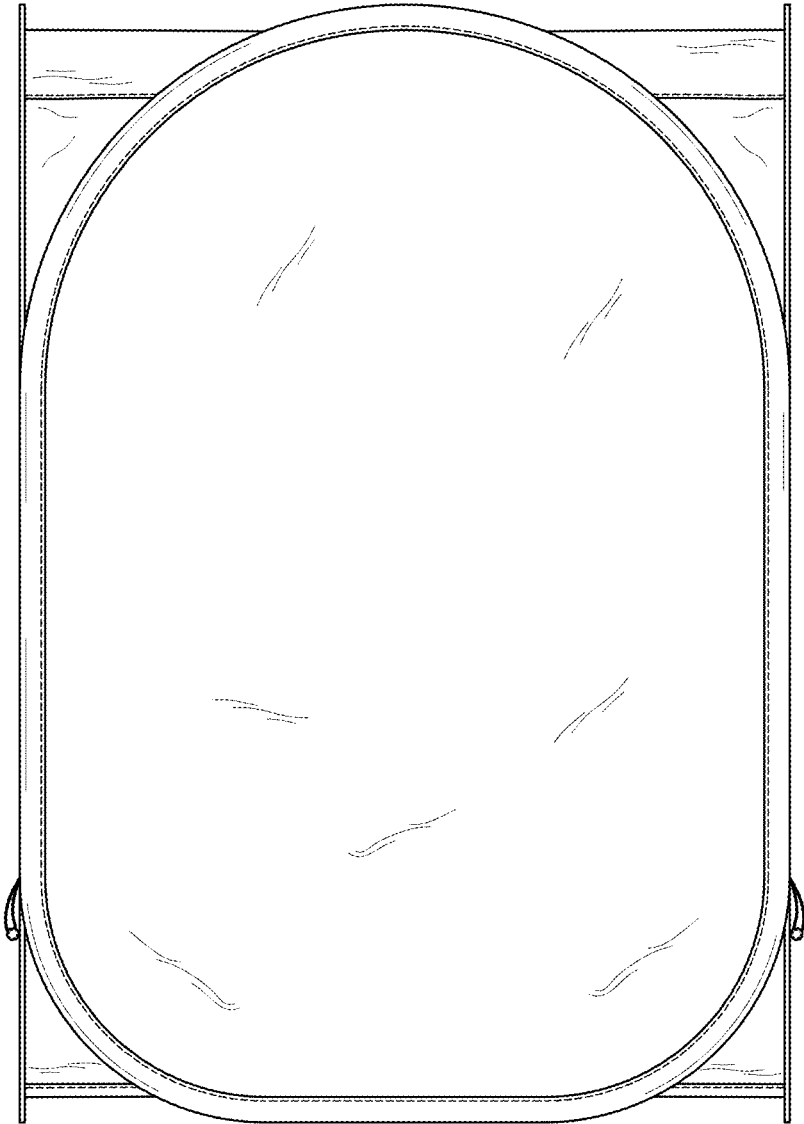


FIG. 4




FIG. 5




FIG. 6

FIG. 7


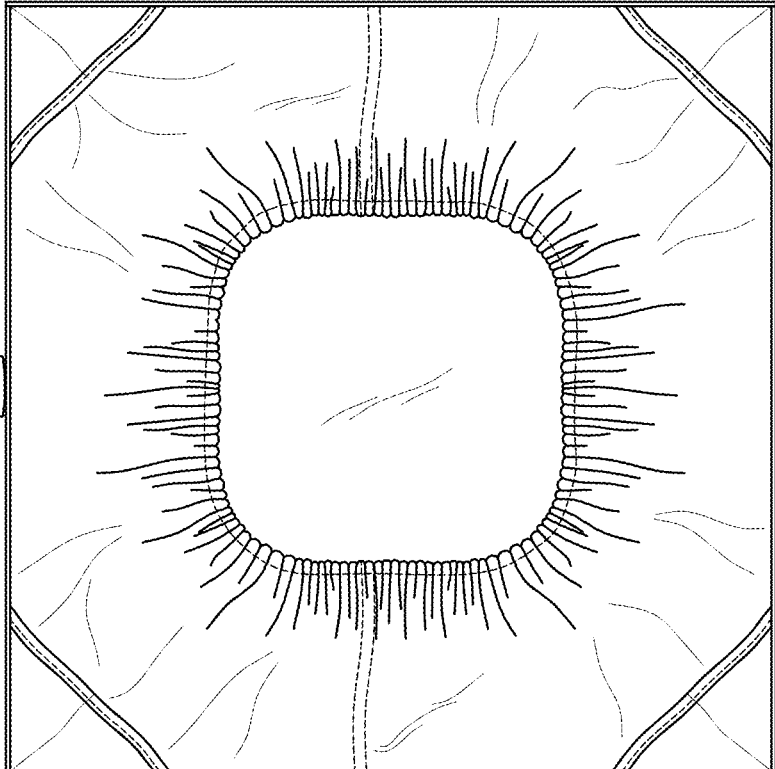


FIG. 8



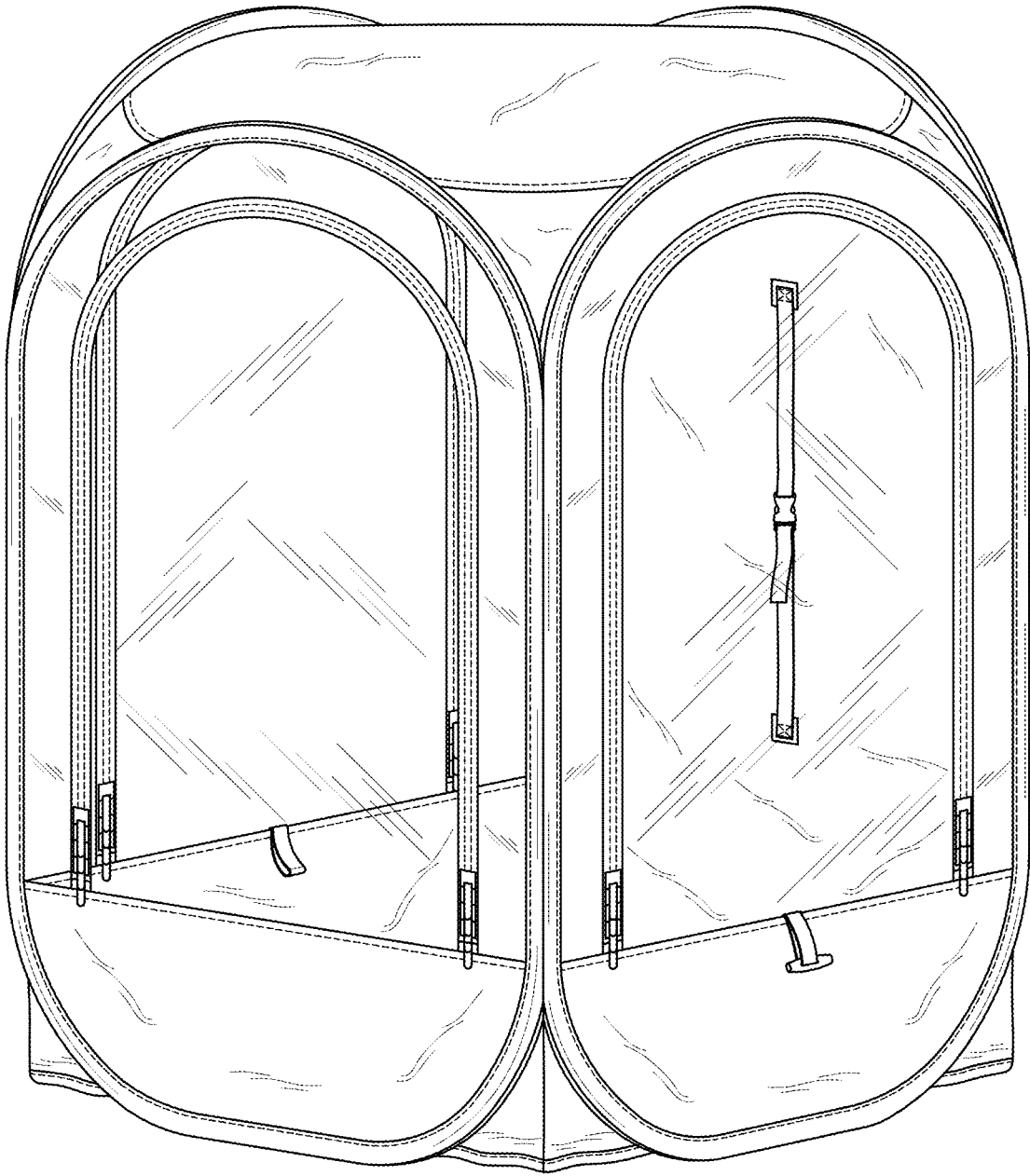


FIG. 9




FIG. 10

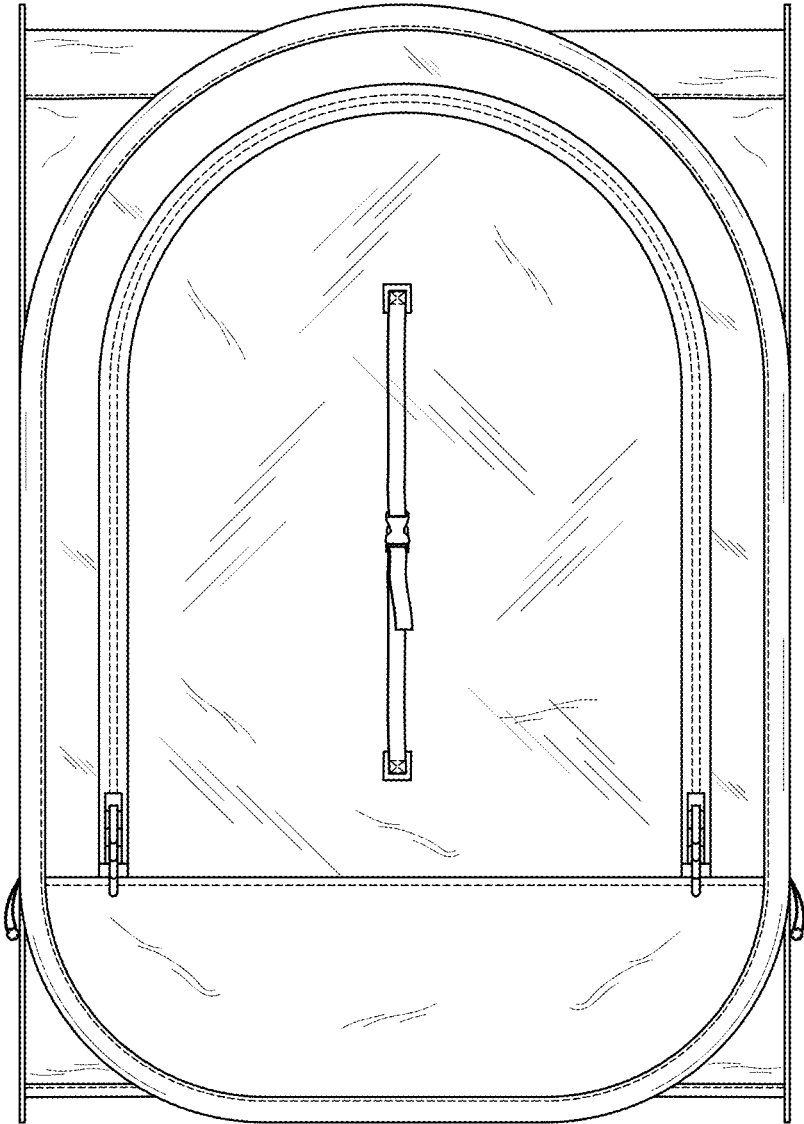


FIG. 11

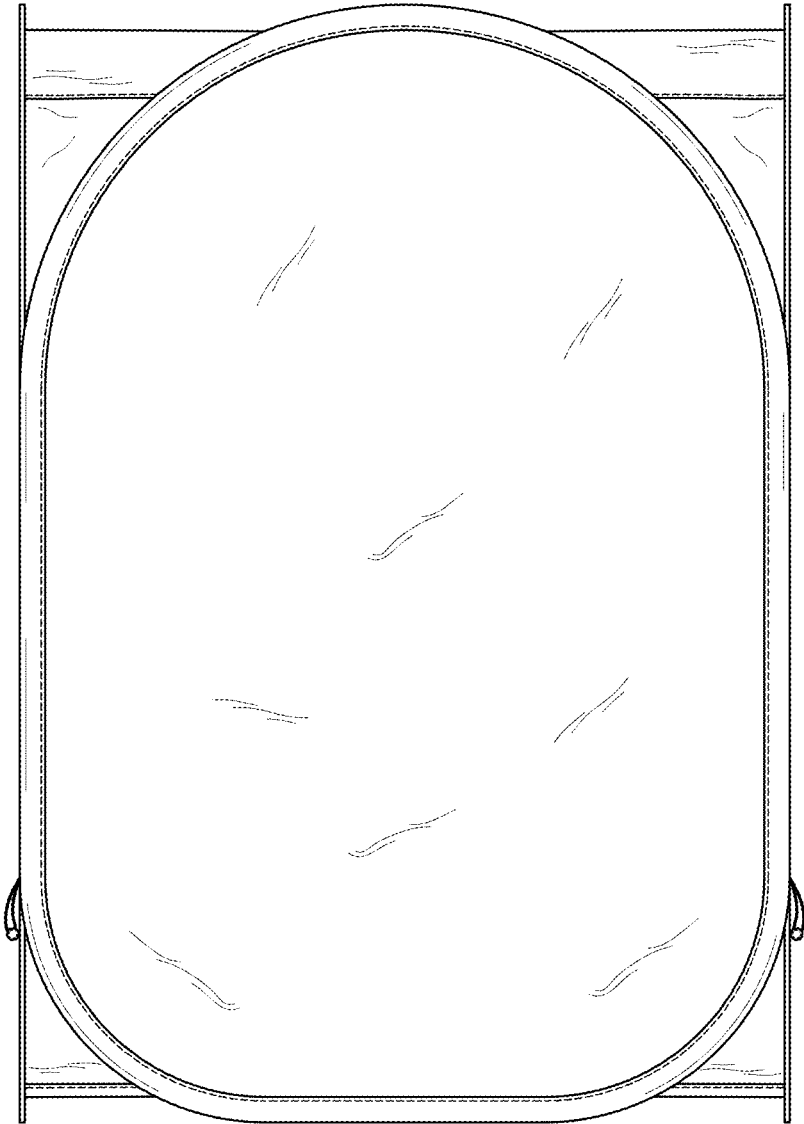


FIG. 12




FIG. 13




FIG. 14

FIG. 15




FIG. 16

